

Fix Chrome crashes, speed up browser effectively

Chrome crashing and interrupting your work? The cause could be an extension, full cache, or software conflict. TipsMake will help you fix this error quickly with performance optimization solutions.

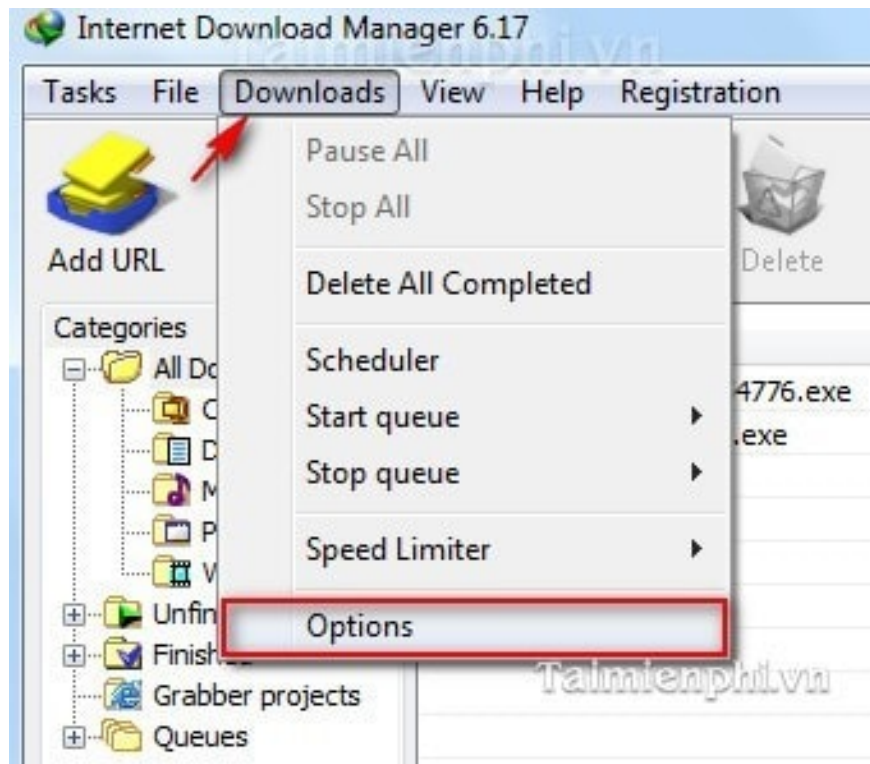
Chrome running slow and frequently freezing can be due to many reasons. Immediately apply the method to check, fix errors and optimize the browser to work more smoothly, avoiding affecting the web browsing experience.

Fix Google Chrome Hanging Error

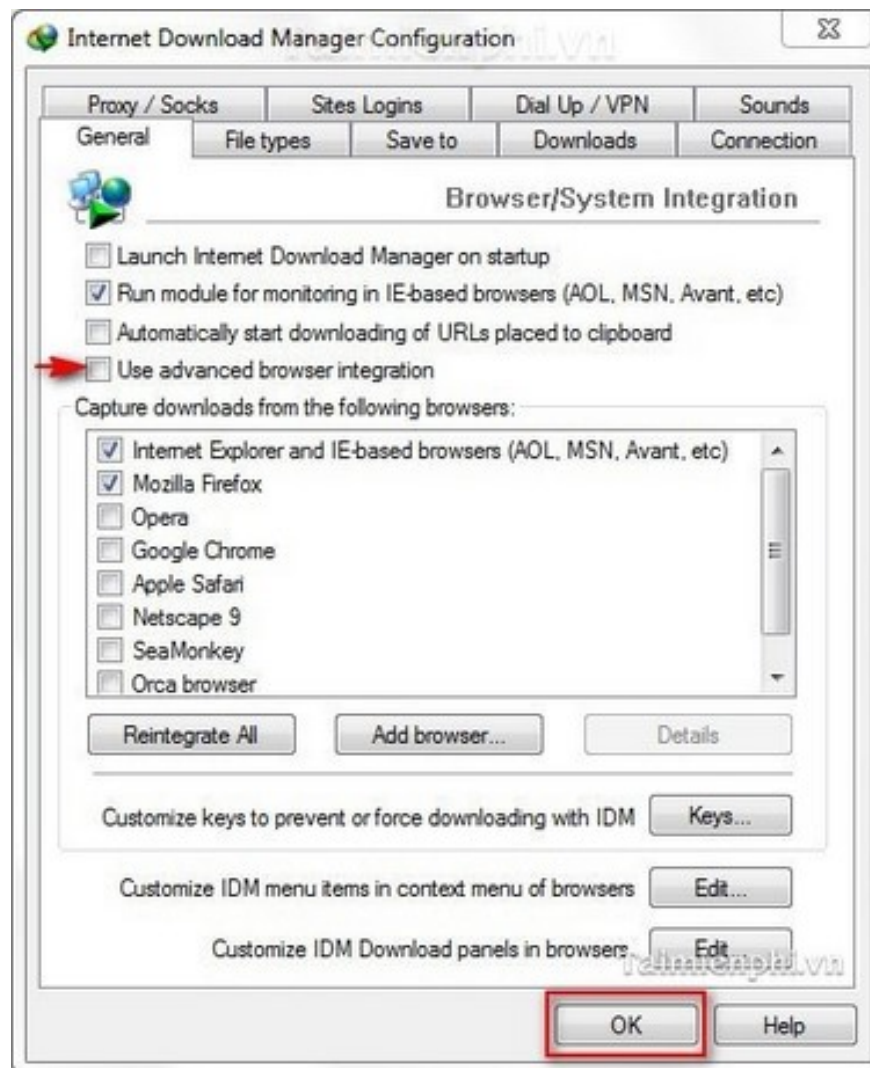
Method 1: Using IDM

If your computer has **Internet Download Manager** (abbreviated as IDM) installed, disable the **Use Advance browser Integration** option available in IDM by:

- ??Open IDM, on the toolbar select **Download --> Options**



- **In the Options** window , select the **General** tab and uncheck the **Use Advance browser Integration** line .
Click **OK** to save these settings.



Method 2: Using NVIDIA

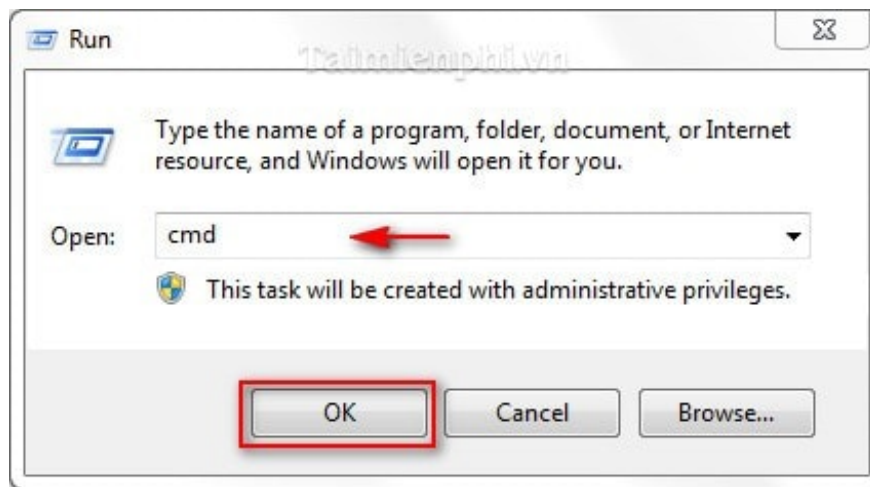
Or if your computer uses the **NVIDIA Desktop Explorer tool included in the NVIDIA** graphics driver , it is also the cause of the problem on Google Chrome.

To fix this, you should delete the nvshell.dll file by:

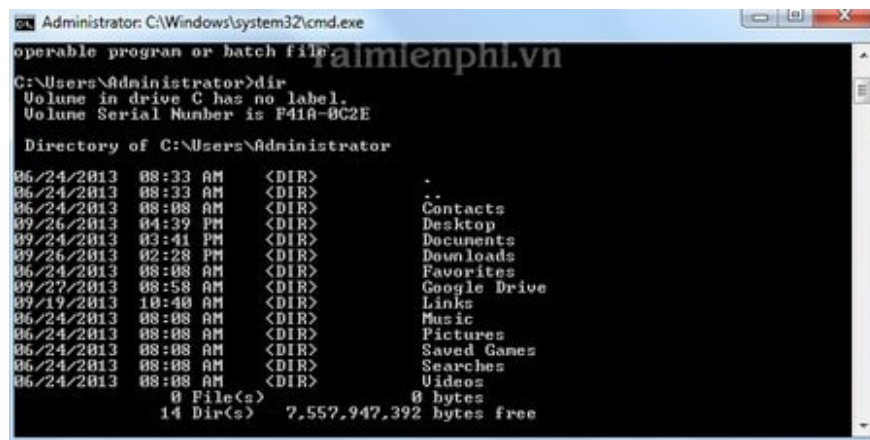
- ??Click **MenuStart** (left corner of the screen) ---> **Run** (if your computer uses Windows XP)

Or **Menustart** ---> type **Run** in **Search Programs and Files** (if the computer uses Windows 7)

and type **cmd**



- To determine the location of the **nvshell.dll** file , simply type the **dir** command to list the contents of the related files.



- Delete the **nvshell.dell** file by typing the command **regsvr32 /u nvshell.dll**

There are many ways to fix Google Chrome freezing and this is one of the ways to get this browser working normally again. Depending on the different causes, you can choose the appropriate way to fix the error for your computer.

Besides browser errors, there are many other errors that cause you to have errors when browsing the web such as: network connection, errors on the website you are accessing. To understand the errors in web browsing, you can refer to 8 errors when browsing the web that users often encounter to have timely solutions.

You finished reading the article "**Fix Chrome crashes, speed up browser effectively**" edited by the [TipsMake](#) team. We hope this article has provided you with many useful tech tips and tricks. You can search for similar articles on tips and guides. Thank you for reading and for following us regularly.