

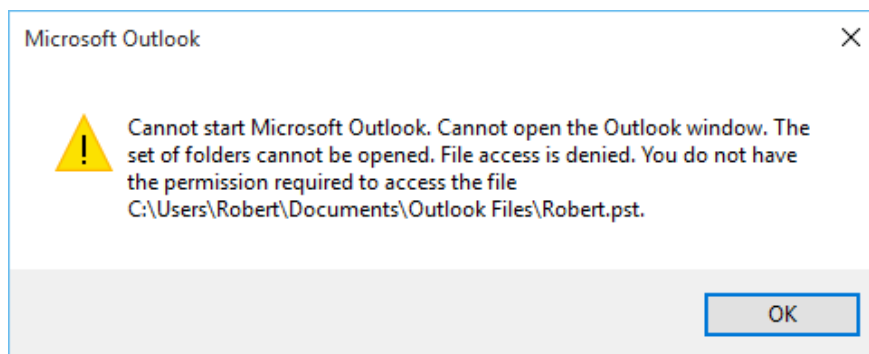
Fix access errors for denied PST files after upgrading Windows 10

After upgrading Windows 10, many users cannot open Outlook and receive an error message: Cannot start Microsoft Outlook. Không thể mở Outlook Outlook. Thiet lập các gói không thể mở. Khi truy cập file B?n không có quyền truy cập ??n C: UsersRobertDocumentsOutlook FilesRobert.pst.

After upgrading Windows 10, many users cannot open Outlook and receive an error message:

"Không thể khởi chạy Microsoft Outlook. Không thể mở Outlook Outlook

C: UsersRobertDocumentsOutlook FilesRobert.pst "



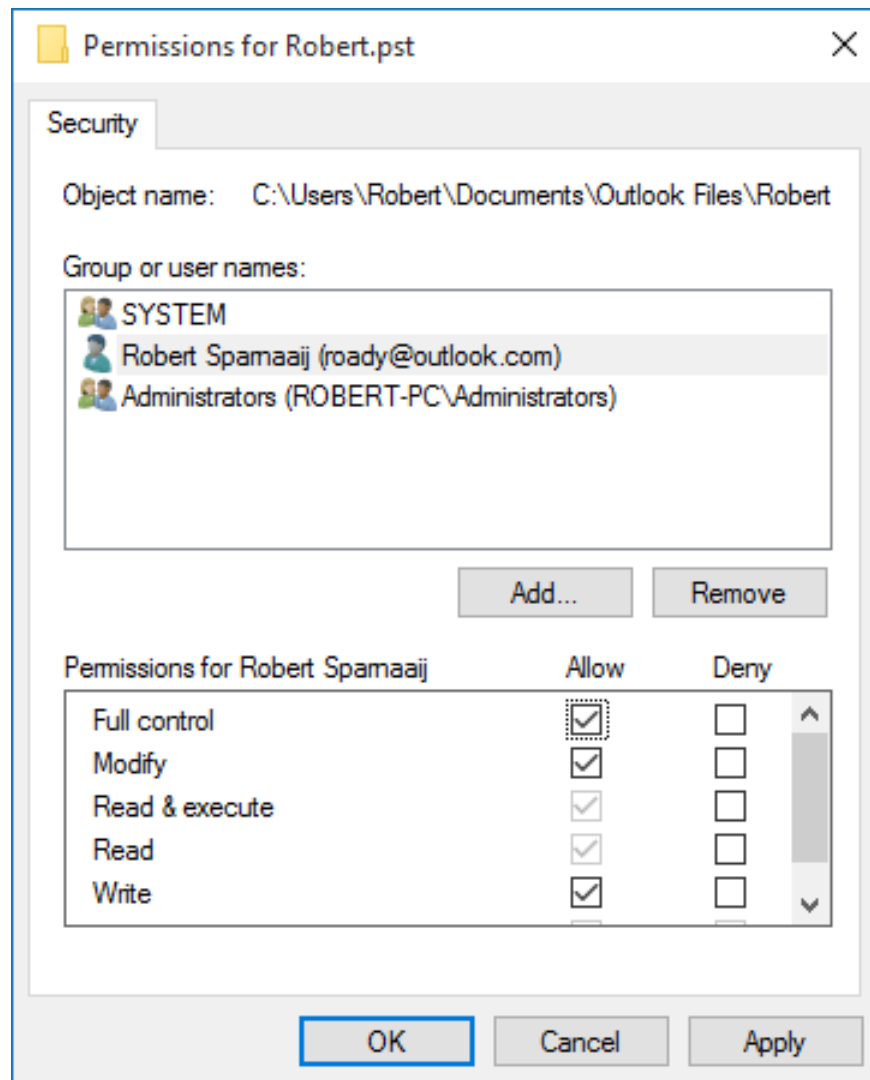
This error often occurs when users convert Windows login account from Local account to Microsoft account, permission to adjust PST file has been ignored. To fix this error, please refer to the following article of Network Administrator.

1. Regain access

To regain access, you can edit file permissions:

1. Find the corrupted file.
2. Right-click the file and select **Properties**.
3. Select the **Security** tab.
4. Select the **Edit** button .
5. Select your User account.

6. Select permission as **Full Control**.
7. Select **OK** and wait until the dialog box is closed.
8. Now open your Outlook again.



2. Reset all permissions to the User account

1. Browse **C: Users** .
2. Right-click the user folder and select **Properties**.
3. Select the **Security** tab.
4. Confirm User or Group has the right to "**Full Control**" to access the folders:
 1. **System**

2. **your user account**
3. **Administrators**

5. Select **Advanced**.

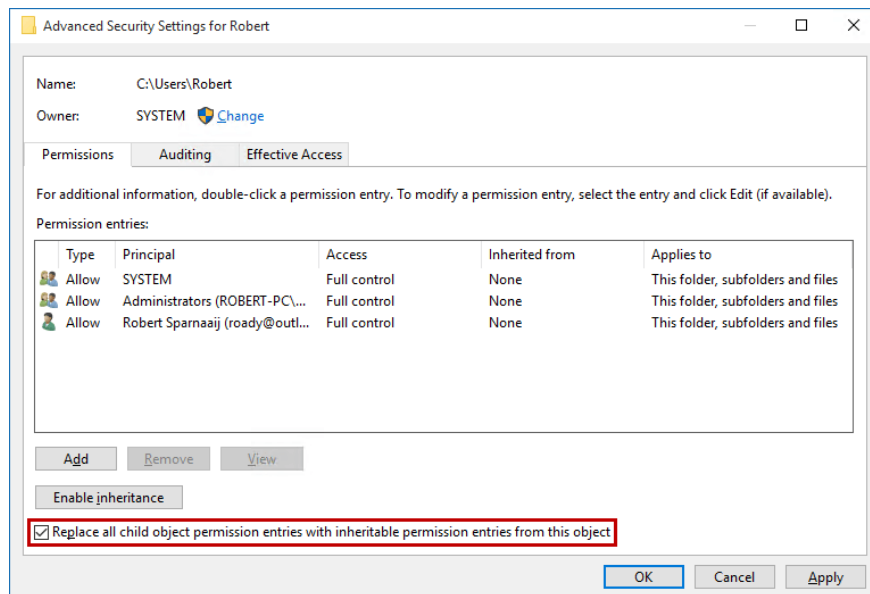
6. In the bottom left corner, select the option **Replace all child object permissions entries with permission inheritable t? ??i t??ng này**.

7. Select **OK**.

8. If a warning appears on the screen, click **Yes** .

9. Wait until the process is complete. Depending on the number of files in your User folder, the process may take about a few minutes.

10. After the process is complete, you will be returned to the Properties window. Select **OK** to close the window.



Refer to some of the following articles:

1. All problems with PST, Profile, Add-in . errors on Outlook and how to fix them
1. One more way to fix a crashed Outlook, no response or inactivity
1. Outlook cannot connect to a Gmail account, this is a fix

Good luck!

You finished reading the article "**Fix access errors for denied PST files after upgrading Windows 10**" edited by the [TipsMake](#) team. We hope this article has provided you with many useful tech tips and tricks. You can search for similar articles on tips and guides. Thank you for reading and for following us regularly.