

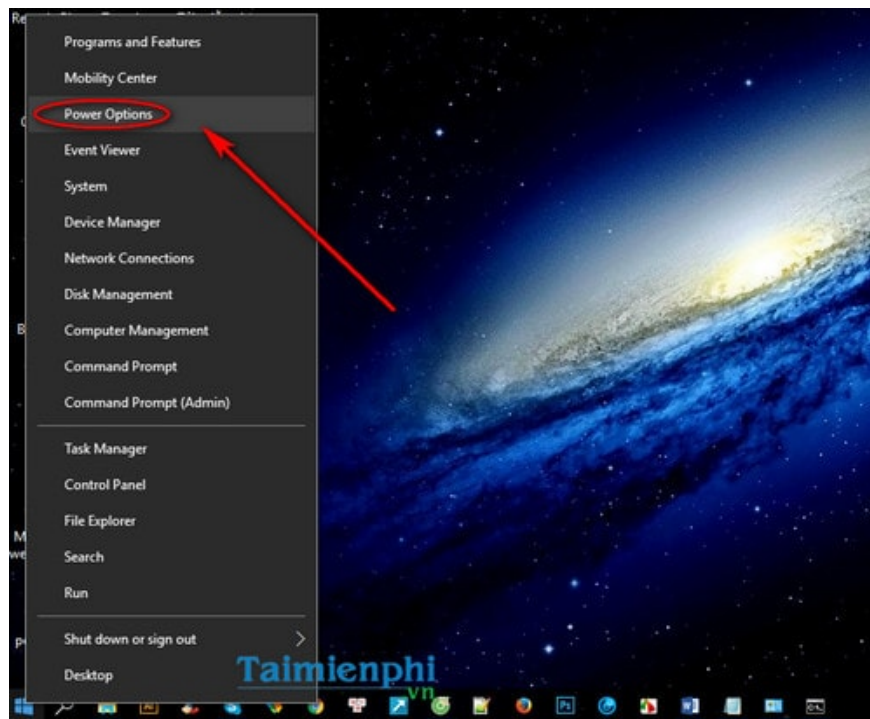
# Boost Windows 10 startup speed by enabling Fast Startup.

Have you heard of Fast Startup in Windows 10? This feature combines techniques from hibernation and shutdown to significantly reduce system startup time. If your computer starts up slowly, you can use Fast Startup to speed it up. How to enable Fast Startup? This article will guide you on how to speed up Windows 10 by enabling Fast Startup. Let's follow along!

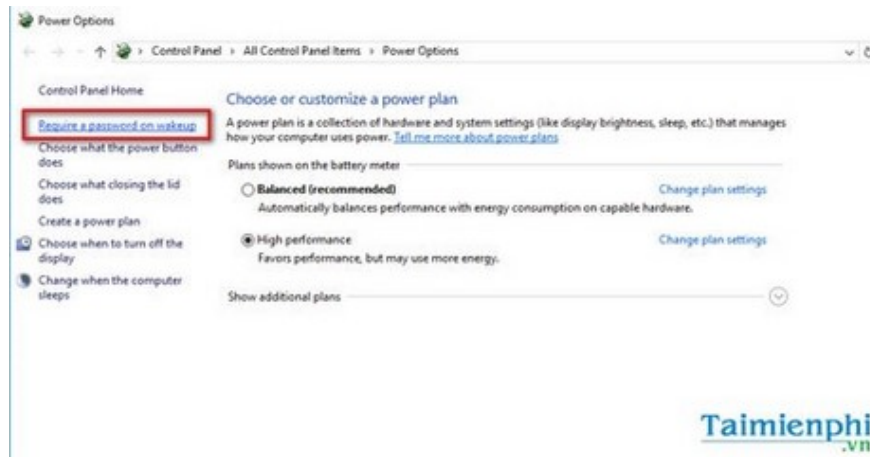
Essentially, the Fast Startup feature is enabled by default in Windows 10. If you upgraded from Windows 7 or 8.1 to 10, this feature might not be enabled. However, the following steps will help you re-enable it.

Boost Windows 10 startup speed by enabling Fast Startup.

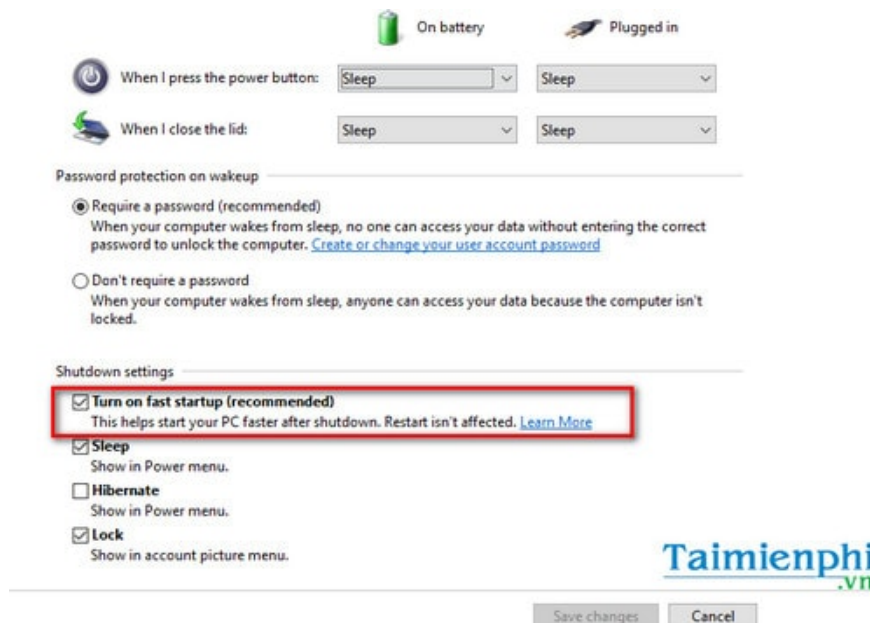
*Step 1* : Right-click on the Start menu and select Power Options.



*Step 2* : In the **Power Options** window, click on " **Require a password on wakeup**".



**Step 3 :** In the **Shutdown settings** section , check the box next to **"Turn on fast startup (recommended)"** and click **"Save changes"** to save the changes.



If the option box is grayed out and cannot be checked, click the **"Change settings that are currently unavailable"** link . Here you can re-check the **"Turn on fast startup"** option.



The above is a guide on how to quickly start Windows 10 by enabling Fast Startup. However, there are some conflicting opinions regarding the use of this feature, such as it potentially hindering update installation or

causing problems with encryption software, so you should consider this carefully.

Windows 10 also has a rather interesting feature: creating a Wi-Fi hotspot without using third-party software. You can refer to the instructions on how to create a Wi-Fi hotspot on Windows 10 so that mobile devices can access the internet for free.

Additionally, if you find your internet access on Windows 10 slower than usual, please refer to the methods for speeding up internet on Windows 10 that Taimienphi has guided you through to increase your internet connection speed. The methods for speeding up internet on Windows 10 are actually already available in the system; you just need to refer to the instructions to implement them.

Wishing you success

You finished reading the article "**Boost Windows 10 startup speed by enabling Fast Startup.**" edited by the [TipsMake](#) team. We hope this article has provided you with many useful tech tips and tricks. You can search for similar articles on tips and guides. Thank you for reading and for following us regularly.