

Facebook tips on iPhone do not need to install Messenger very well

To use all of Facebook's features, we need 2 independent Apps dedicated to surfing News Feed and sending messages. Instead of downloading so many apps, today TipsMake.com will show you how to surf Facebook very fast and no need to install Messenger on iPhone phones.

To use all of Facebook's features, we need 2 independent Apps dedicated to surfing News Feed and sending messages. Instead of downloading so many apps, today TipsMake.com will show you how to surf Facebook very fast and no need to install Messenger on iPhone phones. This is very useful for those who use the old iPhone, but you want to save memory and network data and still ensure the best experience.

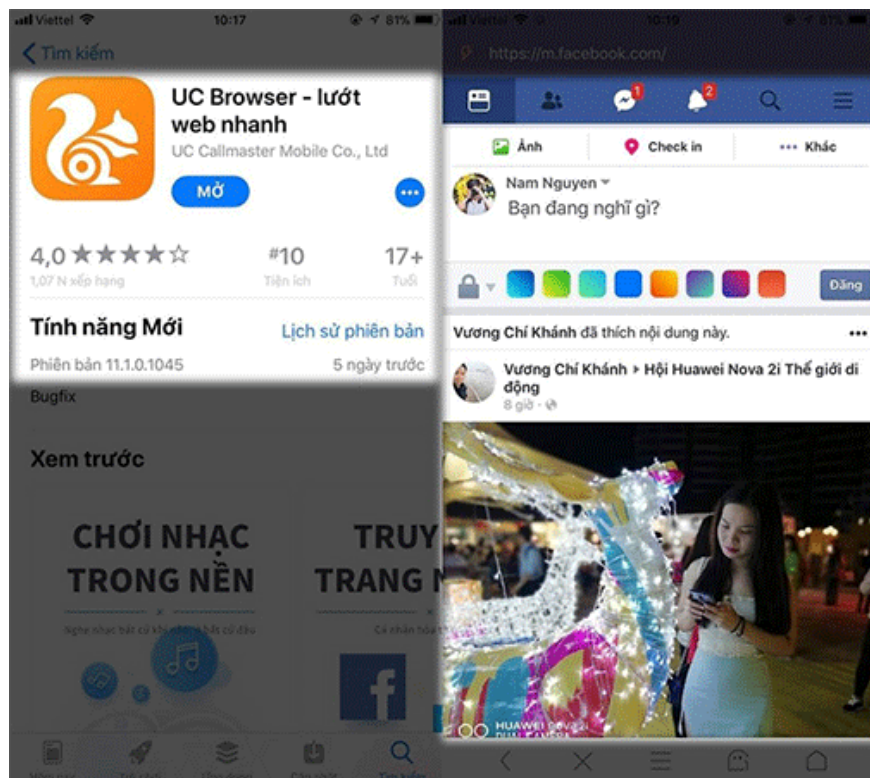
You must be accessing Facebook via the Facebook App and Messenger App, which seems to be the best way to use Facebook on your iPhone devices. However, it is when you do not know UC Browser, this is a unique application that allows you to perform all of Facebook's tasks and features in a single browser, with fast and affordable speed. Powerful download function. Please follow the article below to get a better understanding.

Surf Facebook on iPhone extremely fast and no need to install Messenger with UC Brower

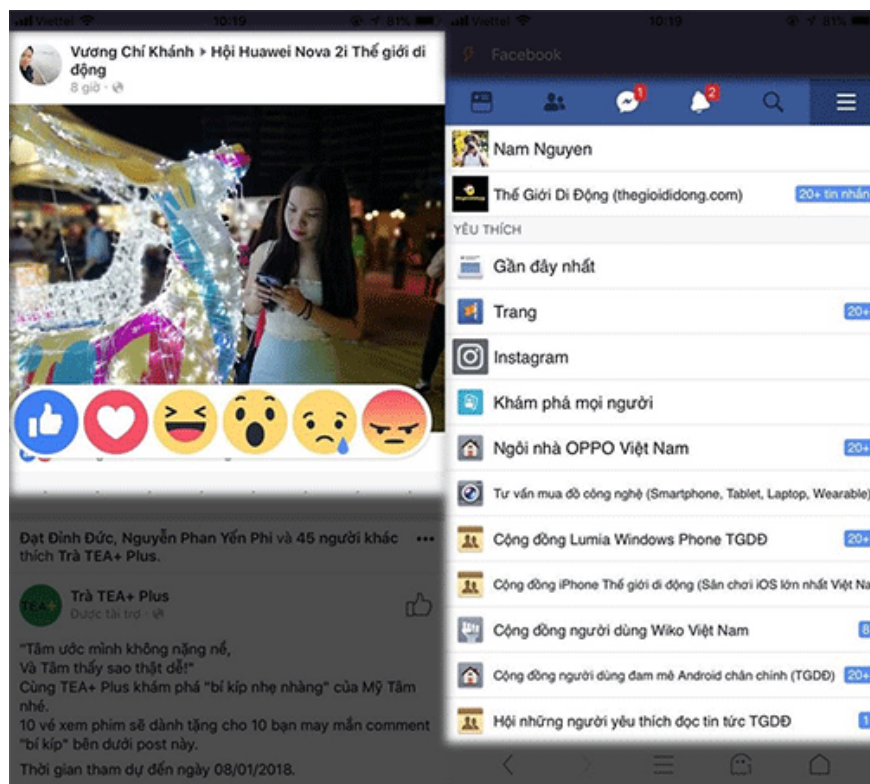
UC Brower is a popular and popular web browser on Android and iOS thanks to many outstanding features and is especially suitable for limited configuration devices.

1. Download UC Brower app for iOS.

When you install iPhone iPhone browser successfully, you access UC Brower and then log in and use as normal Facebook.

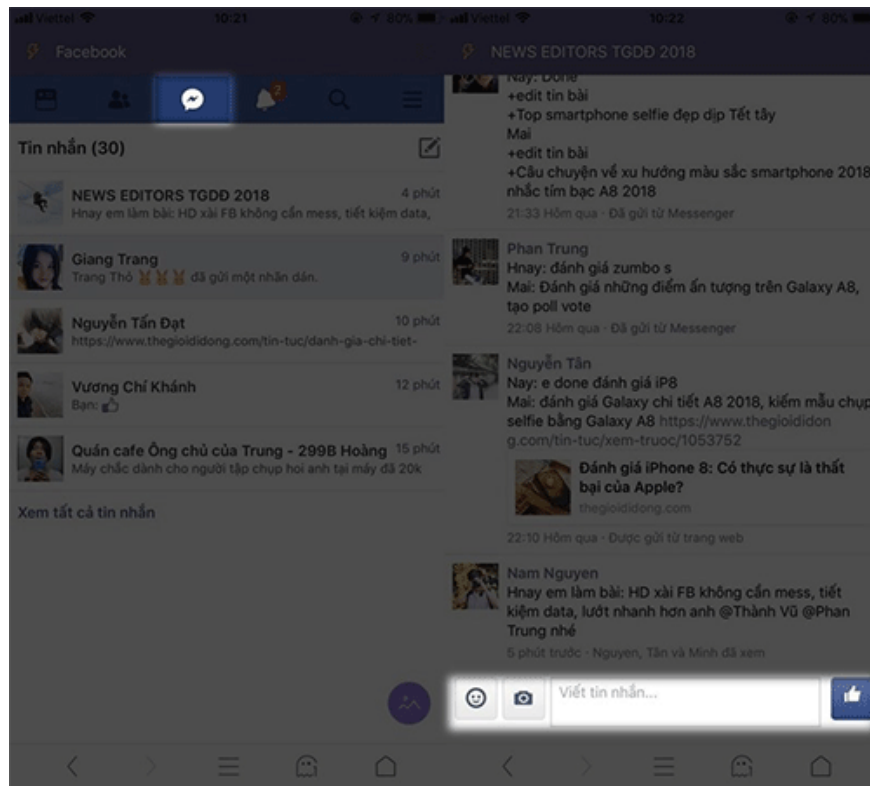


Surfing Facebook on UC Browser still has the same interface and features as the application. Now you do not need to download Messenger, the messaging features are still fully available as the application can chat normally and quickly.



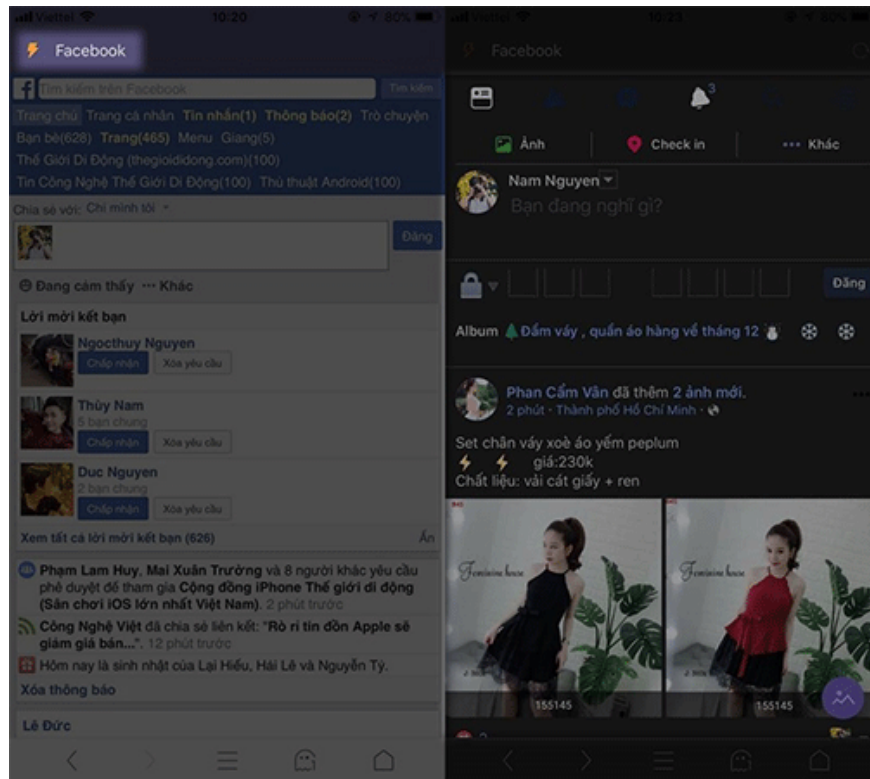
Messaging speed is not less than Messenger application.

In particular, the optimal mode of speed helps to surf Facebook faster, smoother and save network data significantly.



Surf Facebook quickly and smoothly wherever you are.

In addition to the outstanding features mentioned above, the attraction of Facebook users via UC Brower browser is also in night mode, the mode to quickly browse images on the News Feed, ad blocking mode is quite useful.



You won't have to see "bluff" ads on your Facebook anymore.

Above, TipsMake.com has just introduced you tips to surf Facebook quickly, smoothly, save capacity and do not need to use Messenger on iOS. More and more users are using UC Brower browser to access Facebook, what about you? Experience it from today and if you find it good, share it with your friends.

Wish you have an interesting experience.

See more:

1. Instructions for fixing errors do not download photos from iPhone to Facebook
2. Instructions for temporarily locking, permanently Facebook iPhone / iPad
3. How to live stream iPhone game screen to Facebook?

You finished reading the article "**Facebook tips on iPhone do not need to install Messenger very well**" edited by the [TipsMake](#) team. We hope this article has provided you with many useful tech tips and tricks. You can search for similar articles on tips and guides. Thank you for reading and for following us regularly.