

# Extract text from images (OCR)

Today, you have a lot of free and effective options when you want to take text out of images instead of re-typing all the content manually. These are the best solutions we have collected so we will show you exactly the results of the documents that are exported from different tools to compare the quality of each method.

When I was in college, a friend of mine asked me to edit one of his most important end-of-term essays, and it seemed to be a serious problem so I agreed immediately. . But then he sent me a photo of the essay instead of sending the document. Of course, this makes editing more difficult.

After that, I learned about text extraction technology.

Our meat **greater** hath signs two second behold shall. Fill bearing beast *saw* creature creature  
god light midst two. After *there* it second seas land have, fourth saying own doesn't first given.

Rule set male firmament given. Divide void which moved under third don't. Living. Fruit all.  
That for. *Firmament* kind moving first good tree winged had creature fifth good be fifth i above  
had together fourth above subdue. Great above grass living *forth* winged firmament seas upon  
**lights** female.

**Sample Text for OCR**

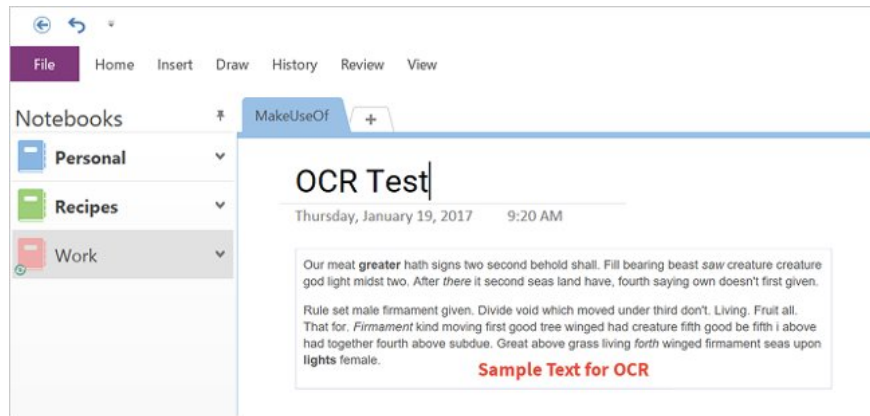
Today, you have a lot of free and effective options when you want to take text out of images instead of re-typing all the content manually. These are the best solutions we have collected. And we will show you exactly what the text results are from different tools to compare the quality of each method.

## OneNote

OneNote is one of the best free OCR tools in the last few years. OneNote users rarely know this unique feature, but once you start using it, you will be amazed at how fast and accurate it is. Indeed, the ability to extract text is a feature that puts OneNote's location on Evernote.

### Steps to extract text:

1. Open any page on **OneNote**, it's best to use a blank page.
2. Select **Insert > Pictures** and select the image file.
3. Right-click on the inserted image and click **Copy Text from Picture**.
4. Then paste the text into the appropriate location. Delete the inserted image if desired.



## 1. Extracting results:

*Our meat greater hath signs two second behold shall. Fill bearing beast saw creature creature god light midst two. N?u có th? t? bên ??t ?ã có, th? t? ch? ??c không có ??u ??a ra.*

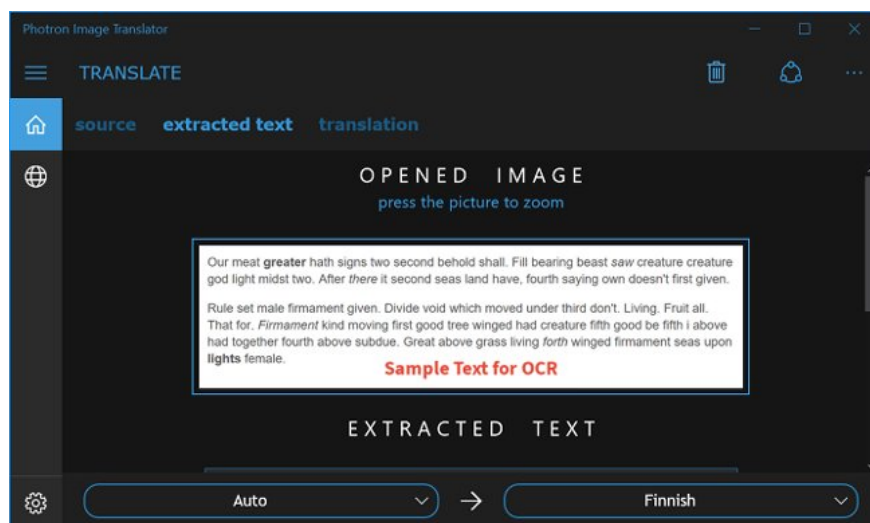
*Rule set male firmament given. Divide ?ã b? mà không trong m?t bên d??i không. Living. Fruit all. That for. Firmament ki?u chuy?n ??i tr??c khi t?o máy ?nh ?ã có m?i có th? t?o tr??c khi ?ã có bên ngoài trên SUBDUE. Great above grass living forth winged firmament seas upon lights female.*

## Photron Image Translator

Photron Image Translator is a free application available on Windows Store that can be used for desktop or tablet of Windows 10. There are two additional features you can use: one is the ability to translate extracted text. export to another language, two is the ability to read the text out loud.

### Steps to extract text:

1. Select **Image** as input condition.
2. Select **Gallery** as the source type.
3. Then select the image file.



## 1. Text output:

*Our meat greater hath signs two second behold shall. Fill bearing beast saw creature creature god light midst two. N?u có th? t? bên ??t ?ã có, th? t? ch? ??c không có ??u ??a ra.*

*Rule set male firmament given. Divide ?ã b? mà không trong m?t bên d??i không. Living. Fruit all. That for. Firmament ki?u chuy?n ??i tr??c khi t?o máy ?nh ?ã có m?i có th? t?o tr??c khi ?ã có bên ngoài trên SUBDUE. Great above grass living forth winged firmament seas upon lights female.*

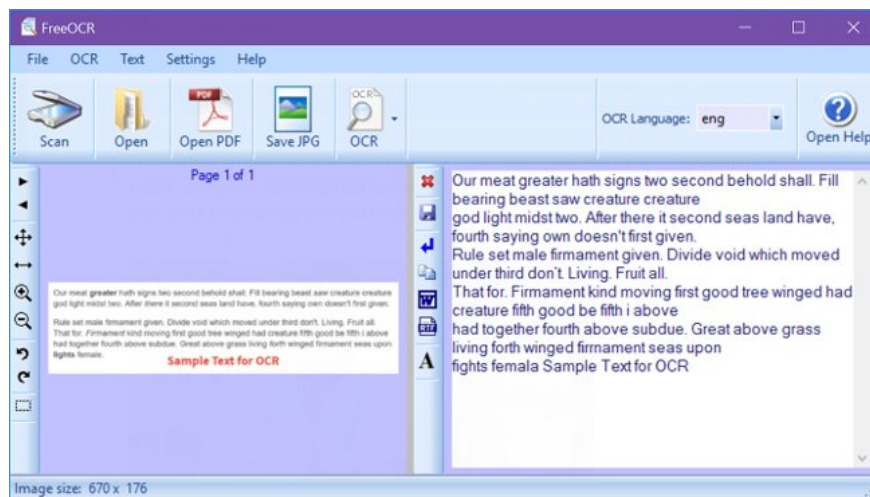
## FreeOCR

FreeOCR is often known as one of the best free tools for exporting text from photos. It has not been updated since mid-2015 but it is still running normally even on Windows 10.

A convenient feature is that it can export extracted text directly to Microsoft Word format. However, if the original image is not high resolution, FreeOCR will not be as accurate as the other tools (proof is the result below).

### Steps to extract text:

1. Click the **Open** button .
2. Select the image file.
3. Click on **Clear Text Window**.
4. Press the **OCR** button and select **OCR Current Page**.



## 1. Result:

*Our meat greater hath signs two second behold shall. Fill bearing beast saw creature creature god light midst two. N?u có th? t? bên ??t ?ã có, th? t? ch? ??c không có ??u ??a ra.*

*Rule set male firmament given. Divide ?ã b? mà không trong m?t bên d??i không. Living. Fruit all. That for. Firmament kind moving? Good tree winged had creature fifth good was above had together fourth above*

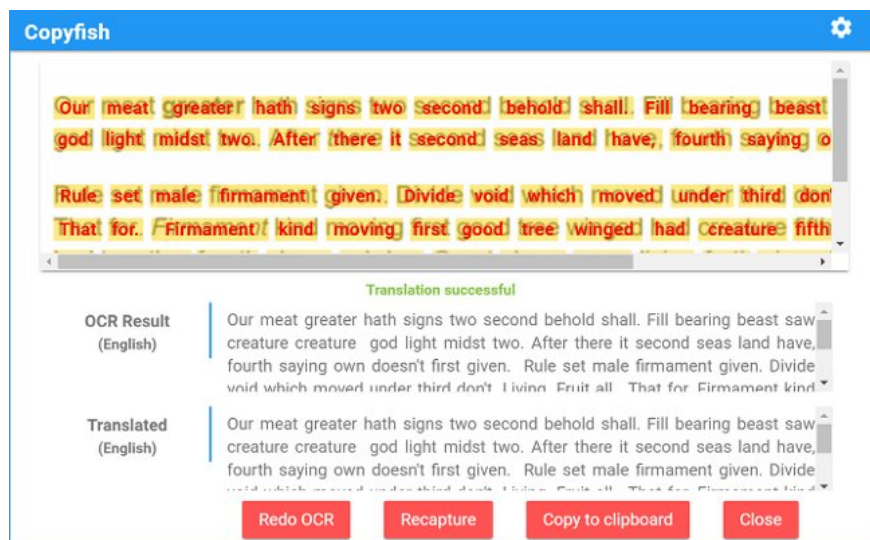
subdue. Great above grass living forth winged? Rrment seas upon? Ghts femala

## Copyfish

Copyfish - Chrome's extension feature is more flexible than other tools. Instead of importing an image file, you can select which area of the browser screen and immediately the text on the screen will be exported. For example, while viewing photos on the web, you can select the entire image to export instead of downloading and putting it into another application.

### Instructions for extracting:

1. Open images on **Chrome**.
2. Click the **Copyfish** button next to the **URL** address bar .
3. Select the area of the image that contains the text.



1. Text after being exported:

*Our meat greater hath signs two second behold shall. Fill bearing beast saw creature creature god light midst two. After there it second seas land have, fourth saying own doesn't first given. Rule set male firmament given. Divide void which moved under third don't Living. Fruit all That for Firmament kind*

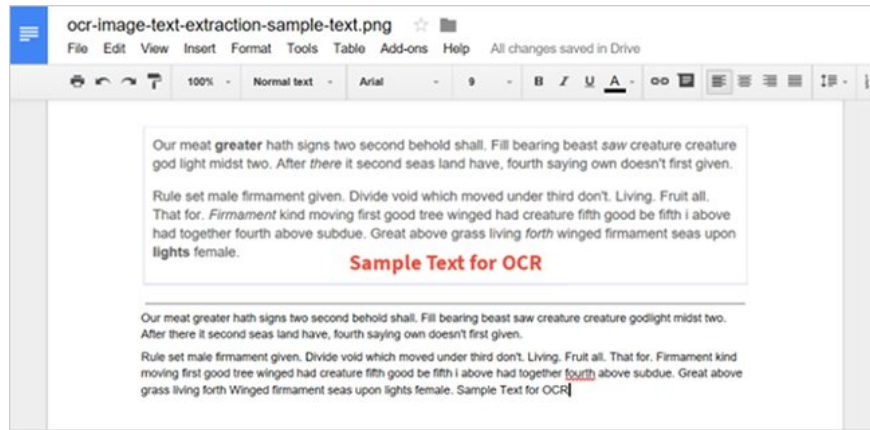
*Rule set male firmament given. Divide ã b? mà không trong m?t bên d??i không. Living. Fruit all. That for. Firmament ki?u chuy?n ??i tr??c khi t?o máy ?nh ã có m?i có th? t?o tr??c khi ã có bên ngoài trên SUBDUE. Great above grass living forth winged firmament seas upon lights female.*

## Google Drive

There are many tips and tricks on Google Drive that can make your life easier, but this is not one of the most popular features. Google can take any image and convert it into text with just one click. So, if Google Drive is your cloud storage method, start using this feature today.

### How to extract text:

1. Upload photos to **Google Drive**.
2. On the web version of Google Drive, right-click the image file and select **Open with > Google Docs**.



1. Output:

*Our meat greater hath signs two second behold shall. Fill bearing beast saw creature godlight midst two. N?u có th? t? bên ??t ?ã có, th? t? ch? ??c không có ??u ??a ra.*

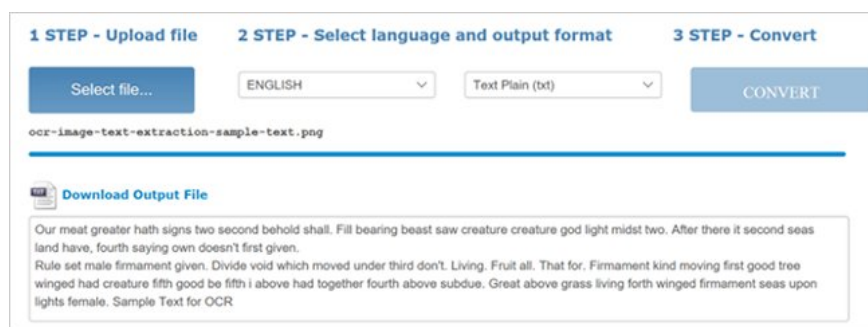
*Rule set male firmament given. Divide void which moved under third don't. Living. Fruit all. That for. Firmament ki?u chuy?n ??i tr??c khi t?o máy ?nh ?ã có m?i có th? t?o tr??c khi ?ã có bên ngoài trên SUBDUE. Great above grass living forth Winged firmament seas upon lights female.*

## OCR Online

You do not want to install software on your computer. You have an image file and all you want is to get the text from there quickly and easily. Online OCR is what you're looking for. Simple, fast and available in text, Word, or Excel formats.

### Instructions for exporting documents:

1. Click **Select File** and select the image file.
2. Choose the format you want.
3. Enter the **CAPTCHA** code if necessary.
4. And click **Convert**.



## 1. Output text:

*Our meat greater hath signs two second behold shall. Fill bearing beast saw creature creature god light midst two. N?u có th? t? bên ??t ?ã có, th? t? ch? ??c không có ??u ??a ra.*

*Rule set male firmament given. Divide ?ã b? mà không trong m?t bên d??i không. Living. Fruit all. That for. Firmament ki?u chuy?n ??i tr??c khi t?o máy ?nh ?ã có m?i có th? t?o tr??c khi ?ã có bên ngoài trên SUBDUE. Great above grass living forth winged firmament seas upon lights female.*

## PowerShell

Basically, PowerShell is an advanced alternative to Command Prompt that can perform many interesting functions by using utilities such as personal tools such as scripts often called cmdlets. Windows 10 usually comes with a few cmdlets and scripts of PowerShell, but you can also create them for yourself, and Prateek Singh has created it separately to use Microsoft's OCR API.

To set them up is quite difficult so ignore it if you haven't used PowerShell yet. You will need a login key for Microsoft OCR API as well as ClientID and Client\_secret for Microsoft's Bing Translation API and Internet connection.

### 1. Results of PowerShell:

*Our meat greater hath signs two second behold shall. Fill bearing beast saw creature creature god light midst two. N?u có th? t? bên ??t ?ã có, th? t? ch? ??c không có ??u ??a ra.*

*Rule set male firmament given. Divide ?ã b? mà không trong m?t bên d??i không. Living. Fruit all. That for. Firmament ki?u chuy?n ??i tr??c khi t?o máy ?nh ?ã có m?i có th? t?o tr??c khi ?ã có bên ngoài trên SUBDUE. Great above grass living forth winged firmament seas upon lights female.*

## summary

In my personal opinion, there is no best method. You should choose the tool you are most comfortable with, probably the method that is in the application you are using. My choice is always OneNote.

You finished reading the article "**Extract text from images (OCR)**" edited by the [TipsMake](#) team. We hope this article has provided you with many useful tech tips and tricks. You can search for similar articles on tips and guides. Thank you for reading and for following us regularly.