

Guide to designing writing practice exercises in Canva

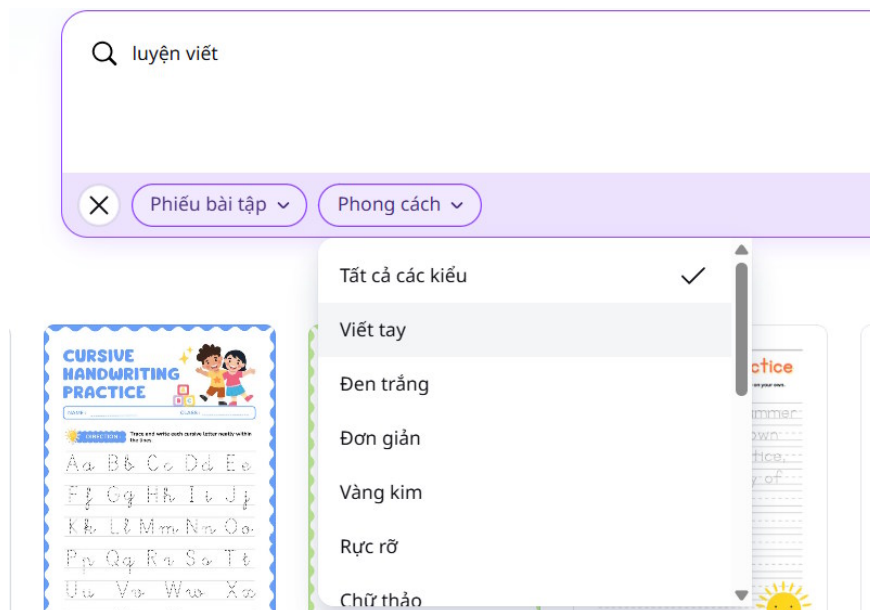
If you need to quickly design a handwriting practice worksheet, just choose a template on Canva. The handwriting practice templates on Canva are designed according to standard guidelines with dotted lines to help students practice writing.

If you need to quickly design a handwriting practice worksheet, simply choose a template on Canva. Canva's handwriting practice templates are designed with standard dotted lines to help students practice writing. Teachers can edit the Canva handwriting practice worksheet using various tools to create the worksheet they need. Below is a guide on creating handwriting practice worksheets on Canva.

How to design writing practice exercises in Canva


Step 1:

In Canva, enter the keyword "writing practice," then under the **Style section**, select the handwritten worksheet format to categorize the content.



Step 2:

Immediately afterwards, several options will appear below. We browse through them, select the template we want to use, and click to use it.



Continuing on the new interface, teachers should **click on the "Customize this template" option** to further customize the writing practice worksheet in Canva.

Phiếu bài tập viết số

Phiếu bài tập (Dọc) • 21 × 29,7 cm

Mẫu giáo

Số

Viết

Toán



Tác giả: [Canva Creative Studio](#)

Theo dõi

In cùng Canva

Loại giấy

Giấy tiêu chuẩn

Một lựa chọn để dùng hằng ngày với chất lượng cao, đáp ứng hầu hết mọi nhu cầu in ấn. (118 - 148gsm)



Giấy cao cấp

Lựa chọn giấy dày và bền để mang lại ấn tượng dài lâu. (148 - 216 gsm)



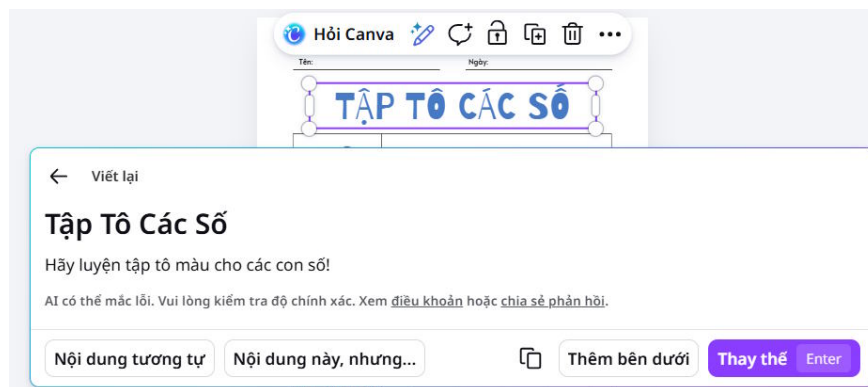
Số lượng

Tùy chỉnh mẫu này

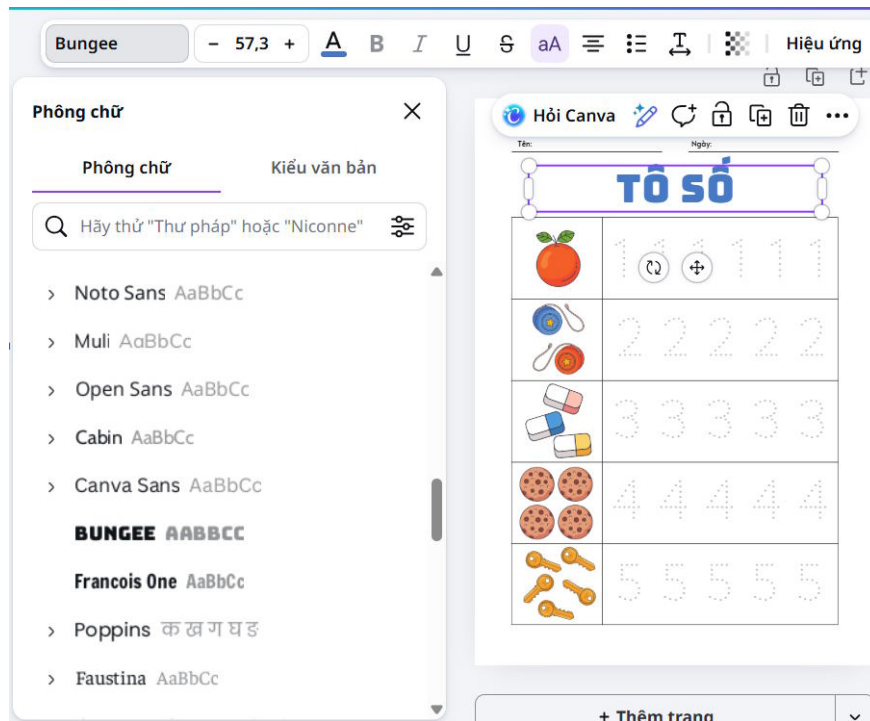


Step 3:

In the Canva handwriting practice worksheet editing interface, you select editing tools. You can choose the content and use Canva's Magic Write tool to rewrite it if needed.

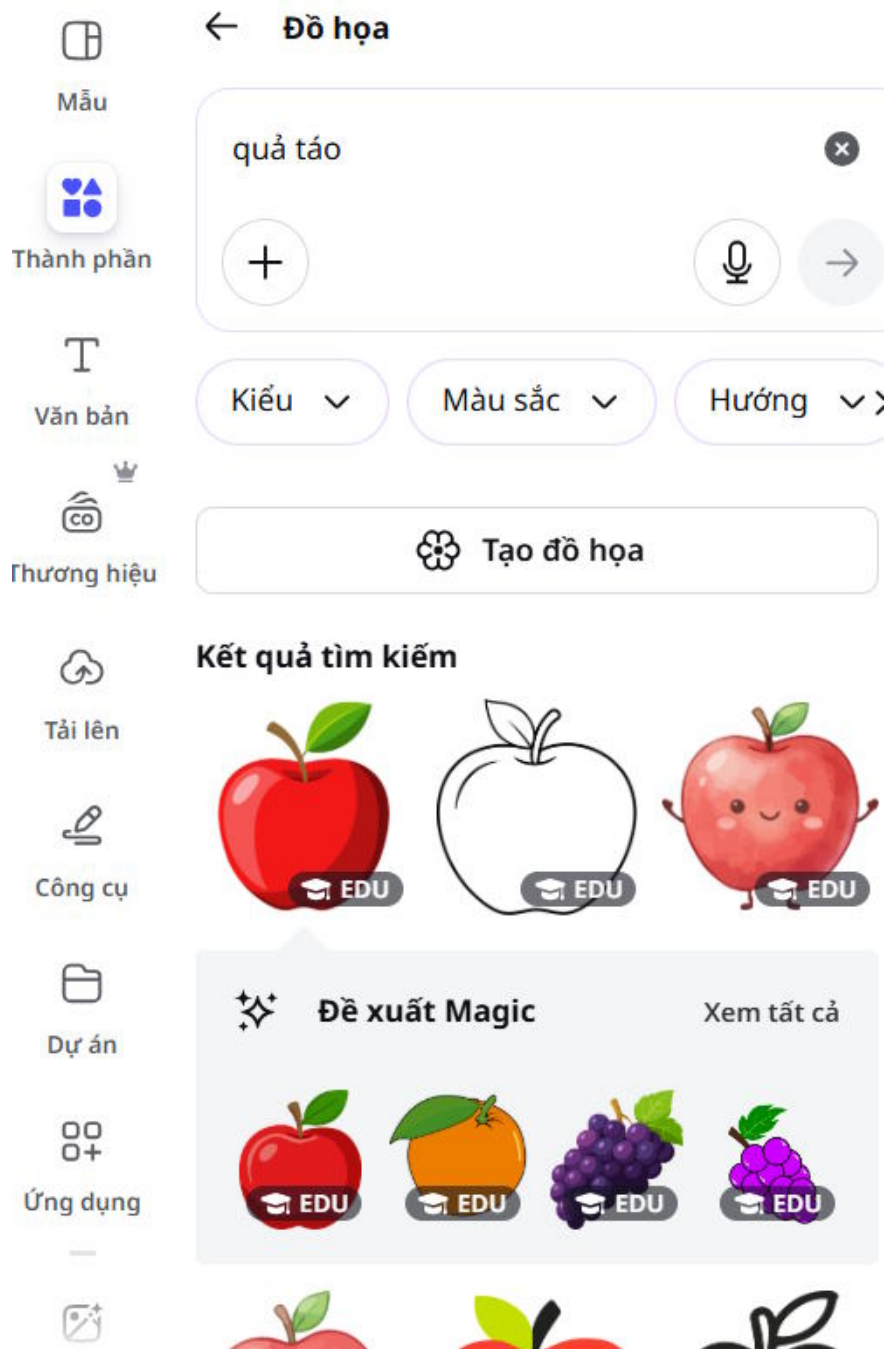


Continue to choose and edit the font, font size, or color.



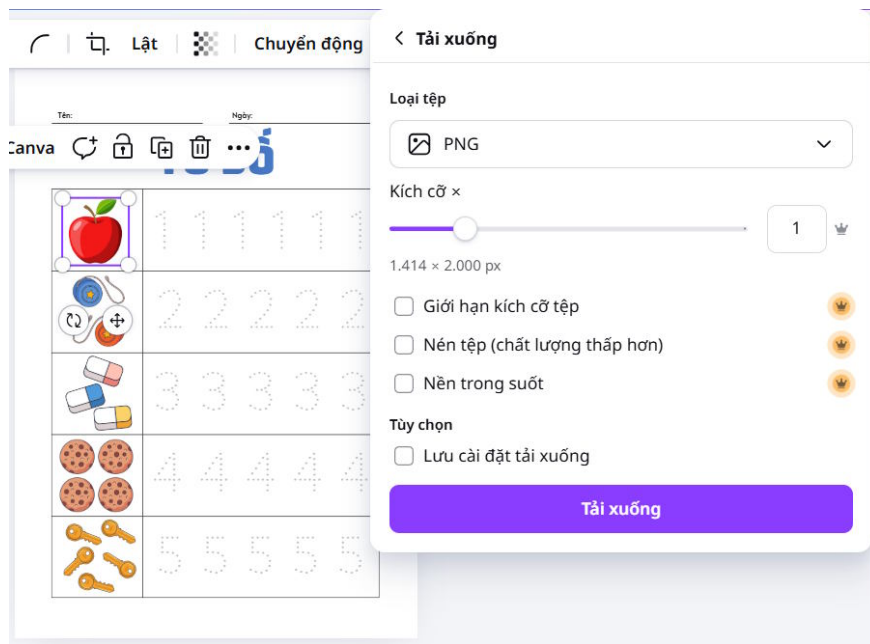
Step 4:

Click on the illustration in the writing practice sheet that you want to change or insert a new illustration into. Look to the side, select **"Components,"** and then **enter the keyword for the new graphic** you want to use.



Step 5:

After the handwriting practice worksheet on Canva is fully designed, teachers can download the worksheet as usual.



You finished reading the article "**Guide to designing writing practice exercises in Canva**" edited by the [TipsMake](#) team. We hope this article has provided you with many useful tech tips and tricks. You can search for similar articles on tips and guides. Thank you for reading and for following us regularly.
