

Excel file cannot be read after Recovery, how to fix it?

Unreadable Excel files after recovery are a situation that gives many people headaches. TipsMake went looking for a solution

Unreadable Excel files after recovery are a situation that gives many people headaches. TipsMake has sought a solution to help you overcome this problem. Follow us now!

Opening an Excel file - something that seems very simple but is not always successful. Especially after you 'save' your files. Many users have encountered the situation where **Excel files cannot be read after Recovery** . Rub! This situation has many causes, **TipsMake** will tell you more specifically in the next section.



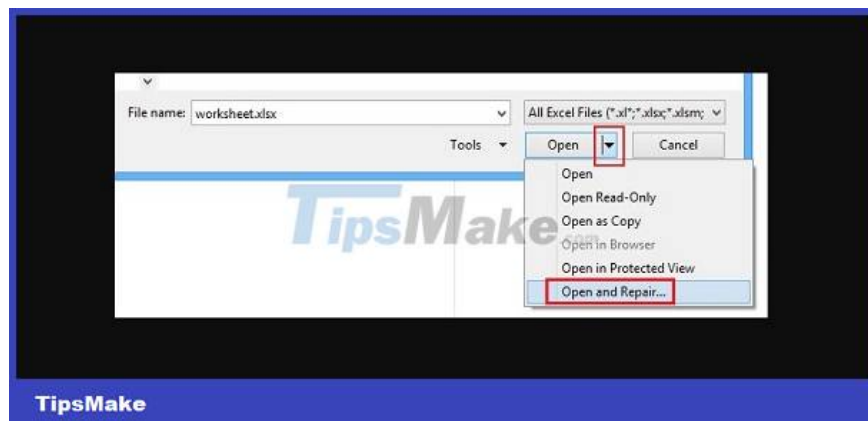
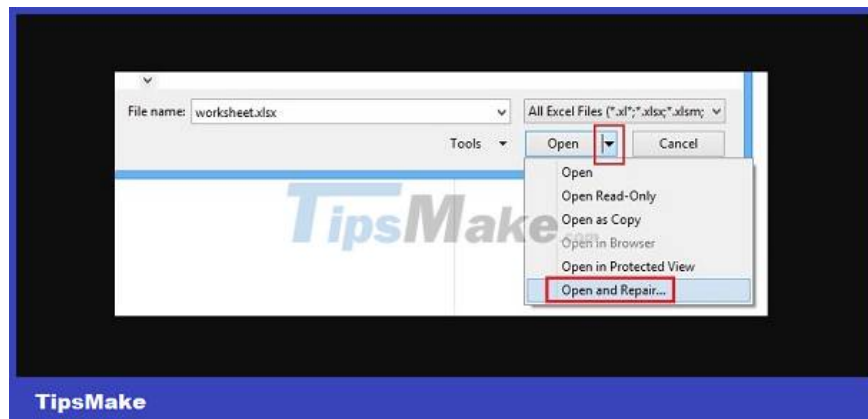
Instructions on how to fix Excel files that cannot be read after Recovery

After using Excel file data recovery software, it is not uncommon for the file to become unreadable after being repaired. The cause of this problem may be forcing the system to shut down without closing the MS Excel file, causing the file to become corrupted. Or it's due to a virus, a problem with the storage device. Although it's difficult to know exactly what the cause is, maybe the tips **below** will help you.

Method 1: Open and repair the Excel file

If you encounter a situation where the File cannot be read after Recovery, this is the first solution you should apply. Because this method is both simple but also very effective. The proof is that many people have fixed the problem right after implementing the method.

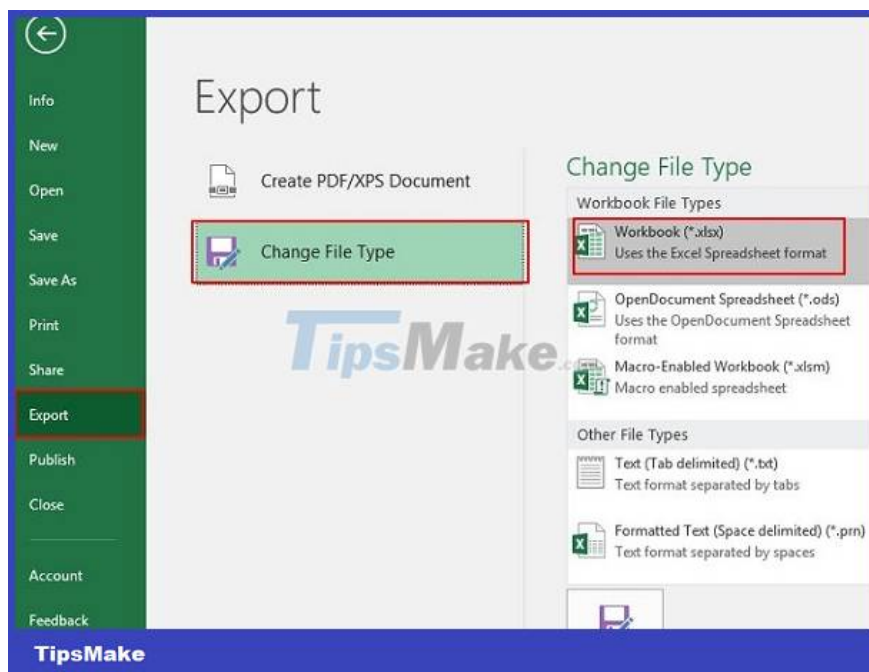
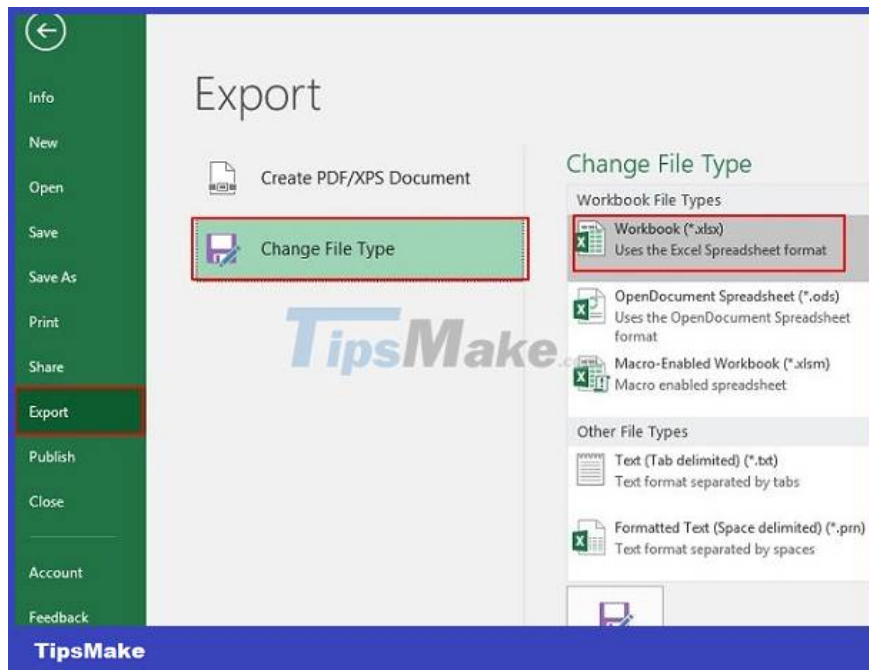
1. **Step 1** : First, open the Excel application > Then click the **File** tab .
2. **Step 2** : Continue to click **Open** in the next interface > Find the location to save the Excel file that cannot be read after 'recovery'.
3. **Step 3** : Click to select the corrupted Excel file but do not open it directly as usual > Instead, click the arrow next to the **Open** button > Select the **Open and Repair** option > When the dialog box displays, click the **Repair** button and wait for the repair process to complete.



Solution 2: Change the file format

The above method doesn't work? Then try changing the file format and see. Because you may not be able to read the Excel file after Recovery because 'This file does not have a recognizable format'.

1. **Step 1** : Users also open Excel software on their computer > Click the **File** tab > Select **Export** .
2. **Step 2** : Click on **Change File Type** > In the working window, click on the option with the extension **.xlsx** > Click **Save As** to save the changes.



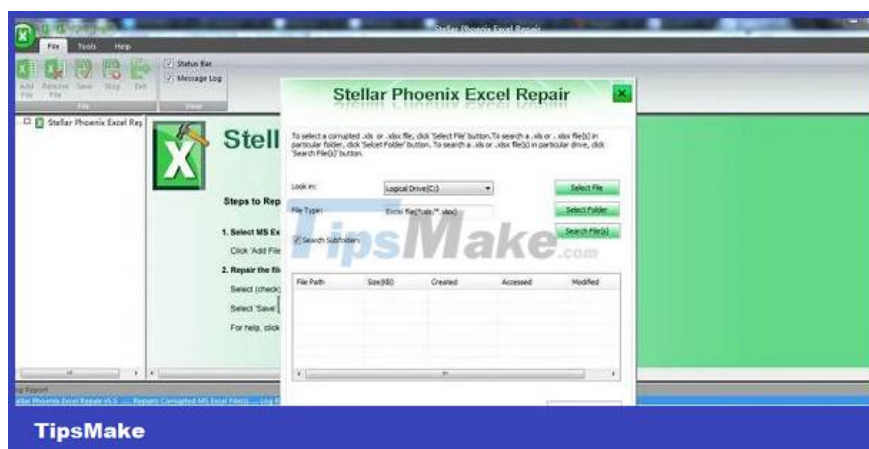
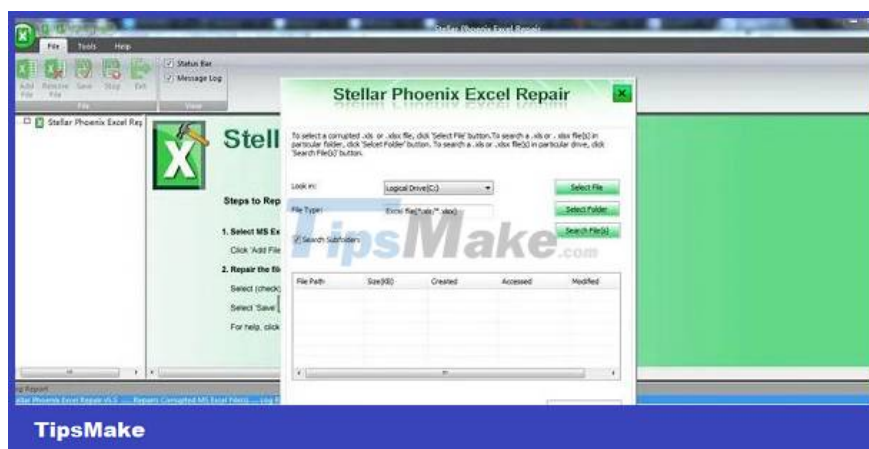
Method 3: Run Excel in Safe Mode

Opening Excel in safe mode is also a way for you to fix this annoying error of not being able to open Excel files. **Users just need to press the Windows + R** key combination > When the Run dialog box displays, press the **excel /safe** command and click **OK** to run the command. After that, check to see if you can open the Excel file smoothly or not.

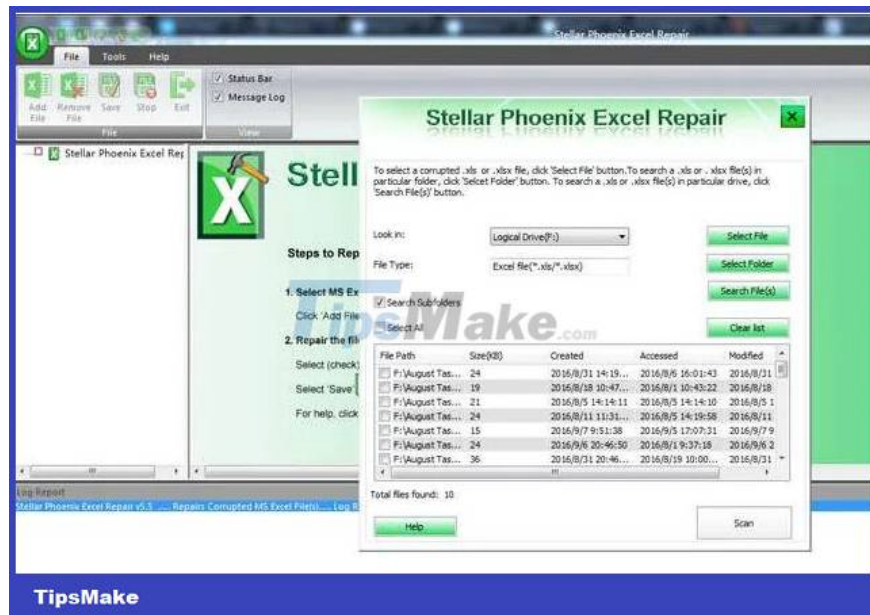
Method 4: Use Recovery data recovery software

All 3 solutions above cannot help you open the file? Please use another Recovery Data Recovery Software to fix this problem. There are many different recovery software you can learn and implement. Here the admin uses **Stellar Phoenix Excel Repair** to repair errors in Excel files. First, visit **HERE** to download and install this software on your computer. Then, launch the software and proceed with the next steps:

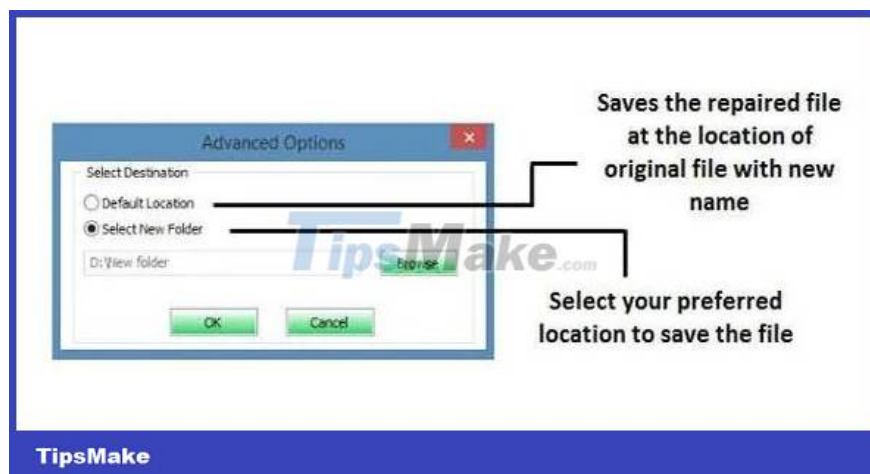
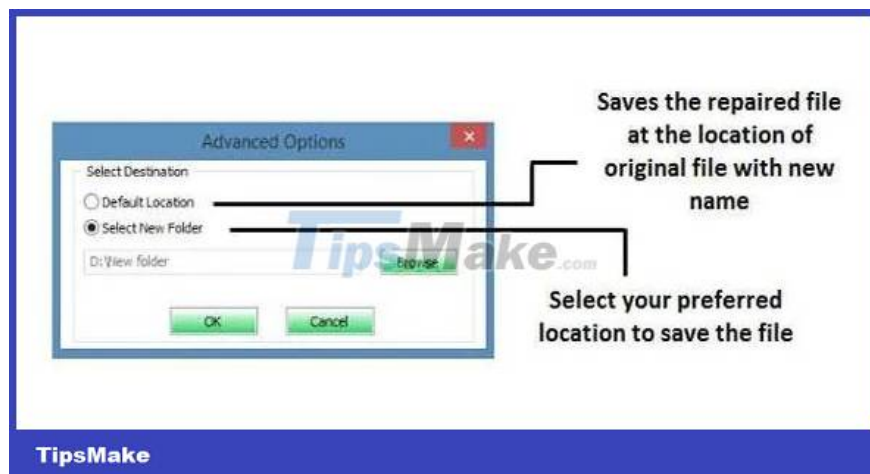
1. *Step 1* : Click the ' **Select file** ' button and upload the Excel file you cannot open.



1. *Step 2* : After that, the files will be displayed below > You tick one file or multiple files and then click **Scan** to analyze the files.



1. **Step 3** : When scanning is complete, users can preview and decide which files to restore. Finally, export the file into a new copy > Click **Save** and open this copy to see if it works.



Above are the solutions TipsMake wants to share to help you fix Excel File errors that cannot be read after Recovery. Admin wishes you success!

You finished reading the article "**Excel file cannot be read after Recovery, how to fix it?**" edited by the [TipsMake](#) team. We hope this article has provided you with many useful tech tips and tricks. You can search for similar articles on tips and guides. Thank you for reading and for following us regularly.
