

Everything - Find data files quickly in an instant.

Everything is a file search tool designed to replace the built-in file search function in Windows. Everything's search speed is very fast; you'll notice a significant difference when compared to Windows' built-in search tool.

Everything is a utility that helps you search for files more efficiently with its superior features. In particular, this software is very lightweight and completely free, making it well worth having on your computer. This article from TipsMake will guide you on how to search effectively using Everything.

Everything

Guide to quickly searching for data files with Everything

* **Download Everything**

1. Search for files

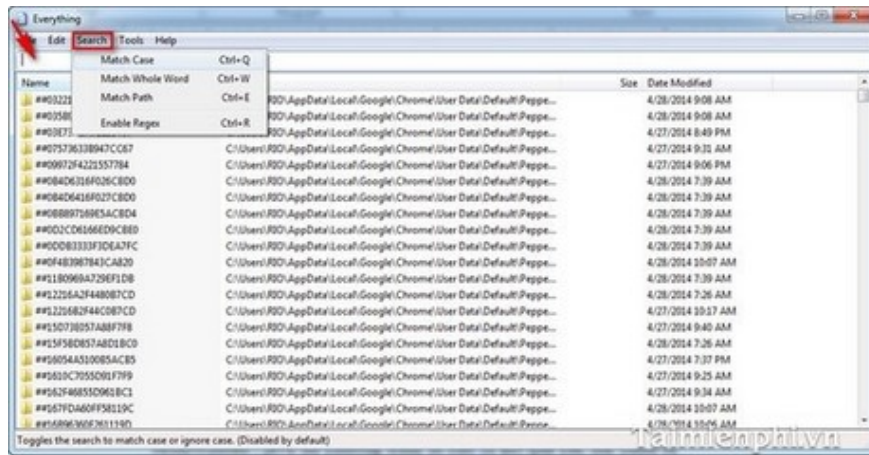
Type the name of the file you want to find into **the textbox** . The program will search for the file for you at super-fast speed.

To increase search efficiency, the search function provides you with several features:

- **Match case:** You must type in the correct uppercase and lowercase. For example, if the file name is Betdownload, you must type Betdownload, not BETDOWNLOAD or betdownload.

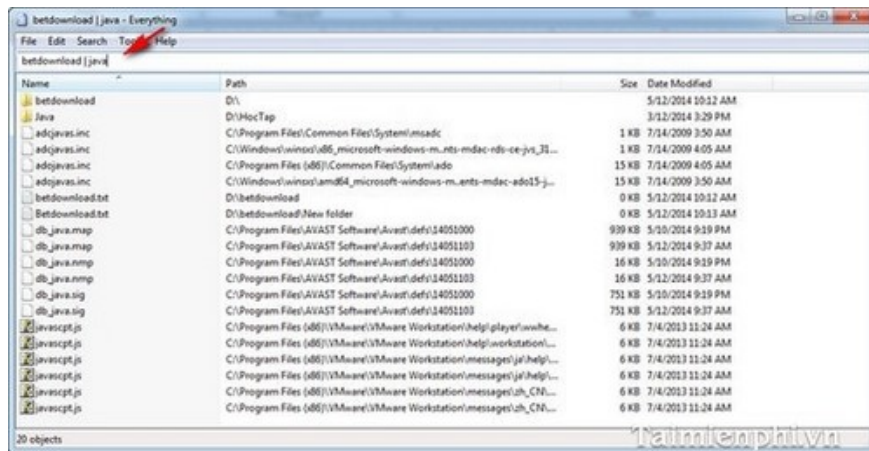
- **Match a whole word:** search with a single word. You must type the exact word for the program to perform the search. For example, to find the file betdownload, you must type betdownload; it will not find the file if you type betdownloa, bet...

- **Match path:** searches for files in the same folder. For example, if you search for the file betdownload in the betdownload folder, the program will show all the files in the betdownload folder.

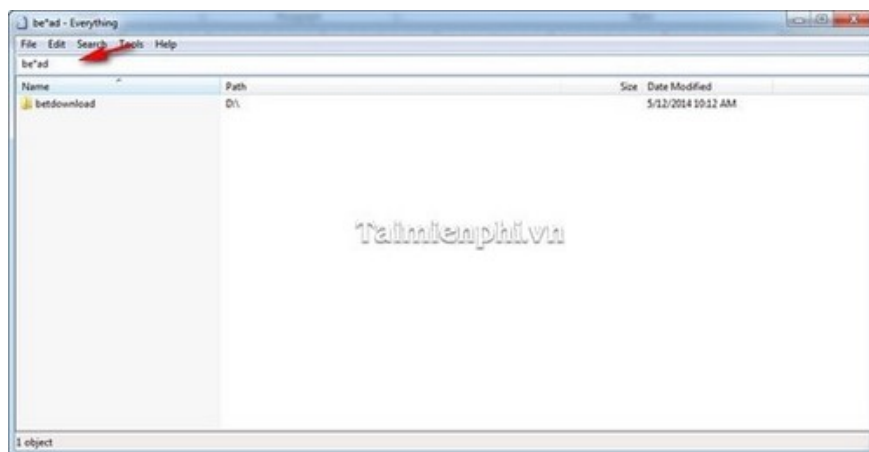


2. Some tips and tricks

Use the | symbol to search for files containing either of the two phrases entered. **For example**, typing **betdownload | java** will return results for files containing either betdownload or java.



Use an asterisk (*) in the middle of a phrase if you only remember the beginning and end. **For example**, typing **be*ad** will give you results for words that start with "be" and end with "ad" .



In this article, we've guided you on how to search and some tips and tricks on Everything. If you're frustrated with the slow search capabilities of Windows, try experiencing the super-fast search speed of Everything. Of

course, your computer needs to have Everything downloaded first.

Currently, there is a licensed version of VX Search Pro that supports very fast searching. If you are interested, you can check out the licensed version of VX Search Pro and get it now while the time is limited.

You finished reading the article "**Everything - Find data files quickly in an instant.**" edited by the [TipsMake](#) team. We hope this article has provided you with many useful tech tips and tricks. You can search for similar articles on tips and guides. Thank you for reading and for following us regularly.