

Enable and use Emoji Keyboard mode in iOS 5

Emoji is actually a set of miniature images and icons in messages, emails, notes ... as text in iOS 5 applications. In the following article, we will introduce You have some basic steps to activate this mode in iOS 5 ...

TipsMake.com - Emoji is actually a set of miniature images and icons in messages, emails, notes . as text in iOS 5 applications . In the following article, we will show you some basic steps to enable this mode in iOS 5.

First, open the **Settings** section on your **iPad** , **iPhone** or **iPod touch**. Then open **General**> **Keyboard**:



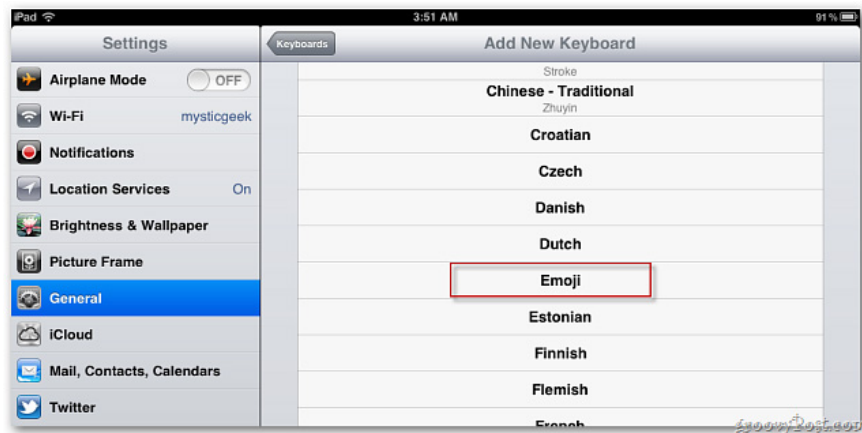
Next is **International Keyboards**:



And Add New Keyboard:



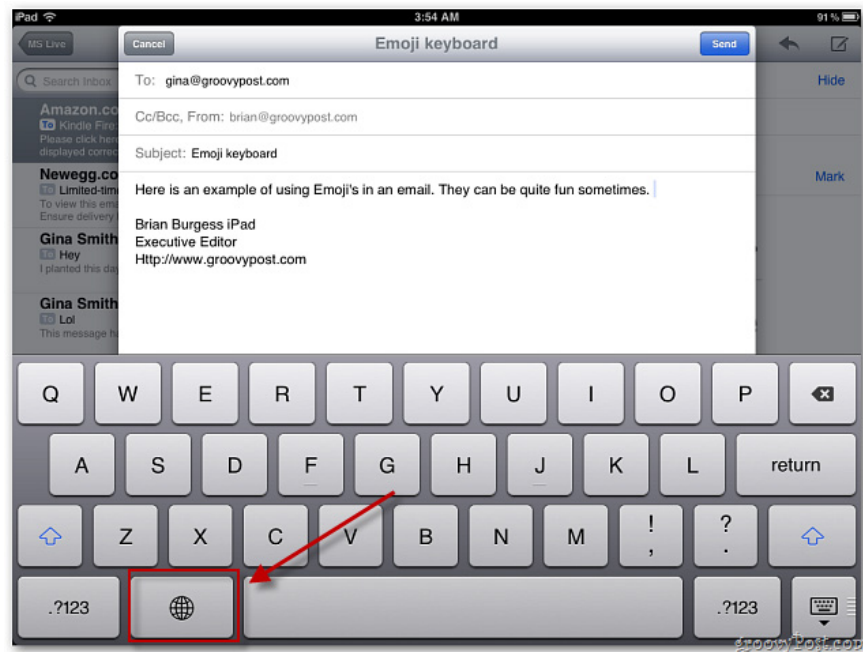
At the next screen, scroll down to the bottom of the list and select **Emoji** :



We will return to the main **Keyboard** control screen:



Close this window, continue to open any application that requires **Keyboard** , we will see the **International** key icon as shown below. Click on it:



The main interface of the **Emoji** display keyboard type, you can use the interesting features and functions of **Emoji** here:



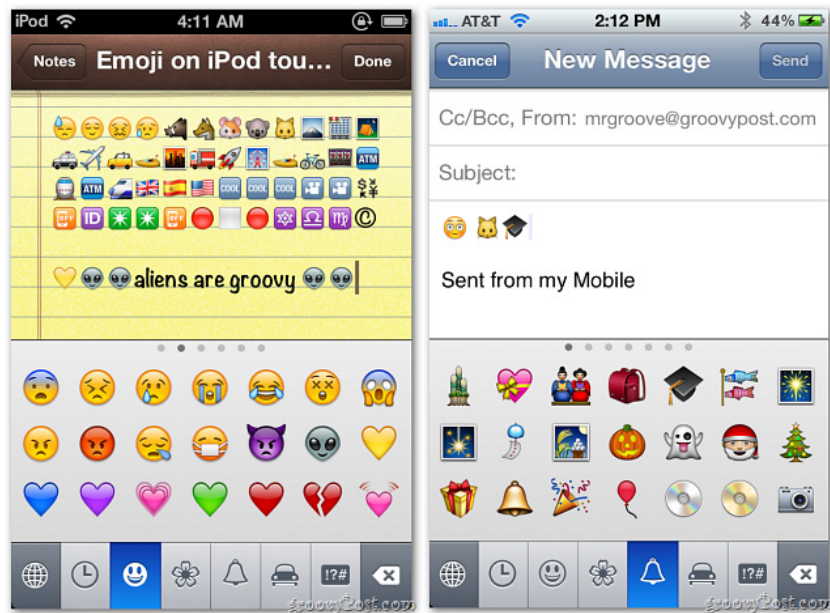
Some typical symbols of **Emoji** :



To return to normal keyboard mode, press the **International** key again:



Screenshot of **Emoji Keyboard** on **iPhone** and **iPod Touch** phones using **iOS 5**:



However, the only drawback here is that the icons will not display correctly on applications that do not support. For example, it is perfectly normal for a **Twitter** program on the **iPad** :

