

Email on Outlook is not synchronized on Windows 10, this is how to fix it

After updating Windows, Outlook on my computer stopped syncing emails and didn't download any new emails. While my accounts were synced earlier, the Hotmail account stopped syncing. In this case, how do I fix the error?

After updating Windows, Outlook on my computer stopped syncing emails and didn't download any new emails. While my accounts were synced earlier, the Hotmail account stopped syncing. In this case, how do I fix the error?

Ask:

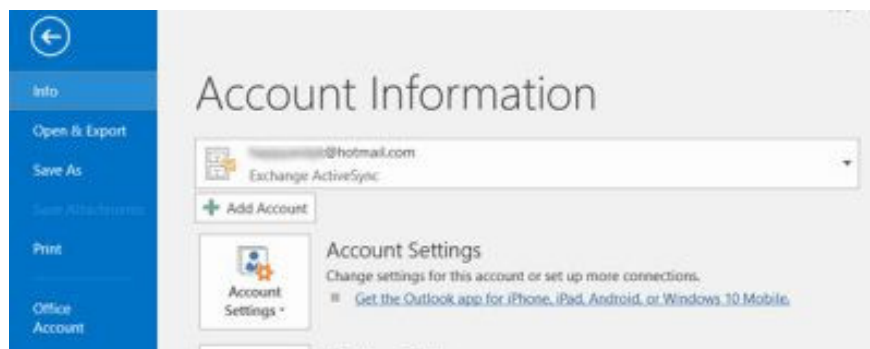
After updating Windows, Outlook on my computer stopped syncing emails and didn't download any new emails. While my accounts were synced earlier, the Hotmail account stopped syncing.

In this case, what should I do to fix the error?

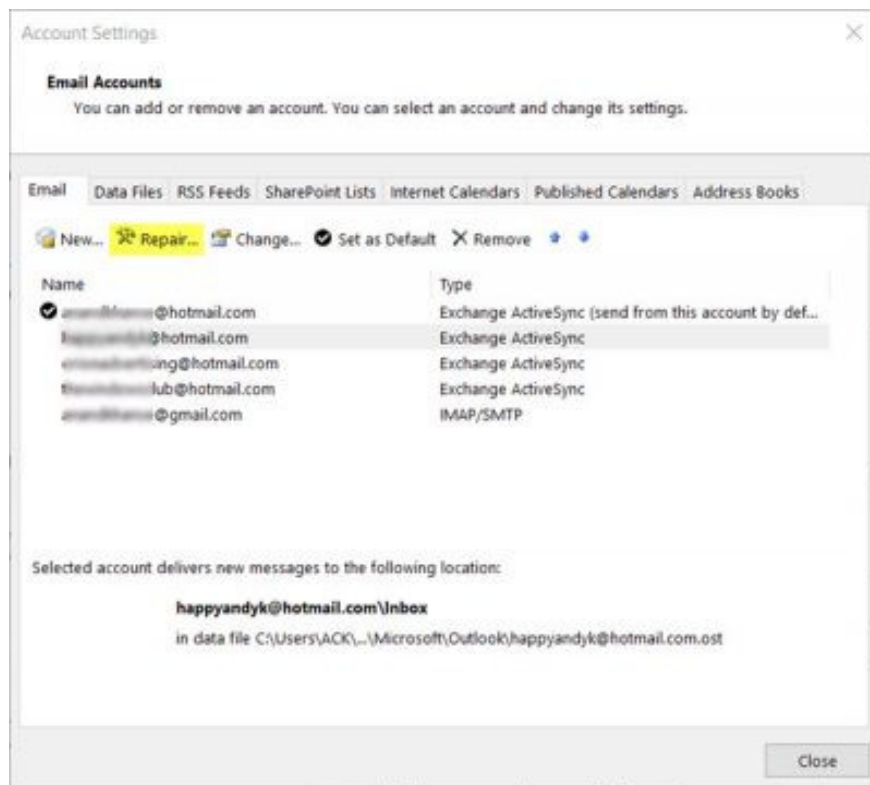
Reply:

1. Outlook is not synchronized

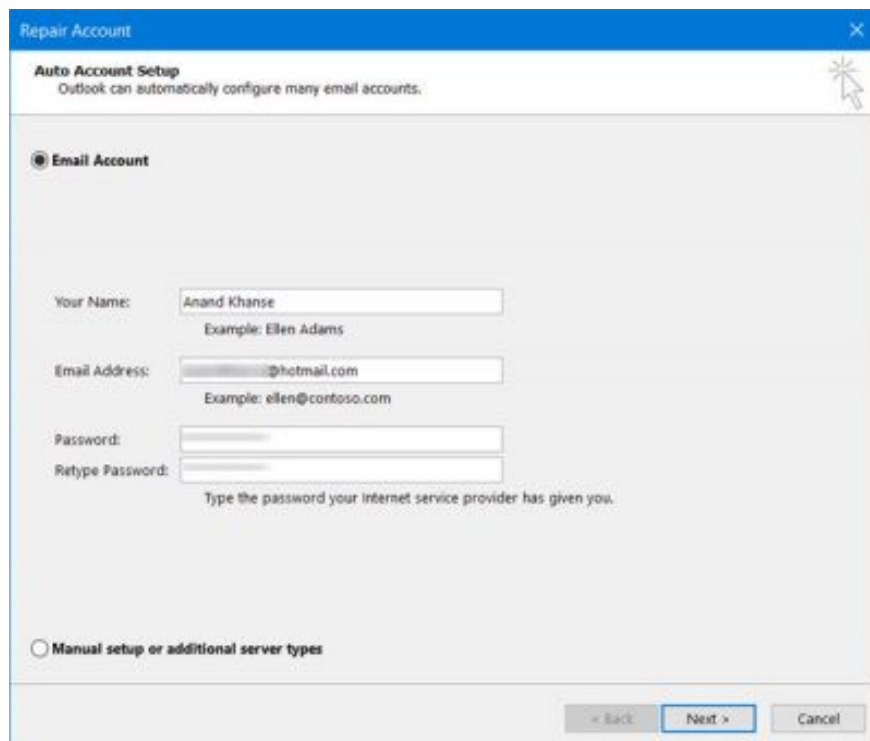
Open Outlook, then click the **File** tab . In Info, click **Account Settings** and open your account settings.



On the Account Settings page, select the **asynchronous email** account, then click the **Repair** button .

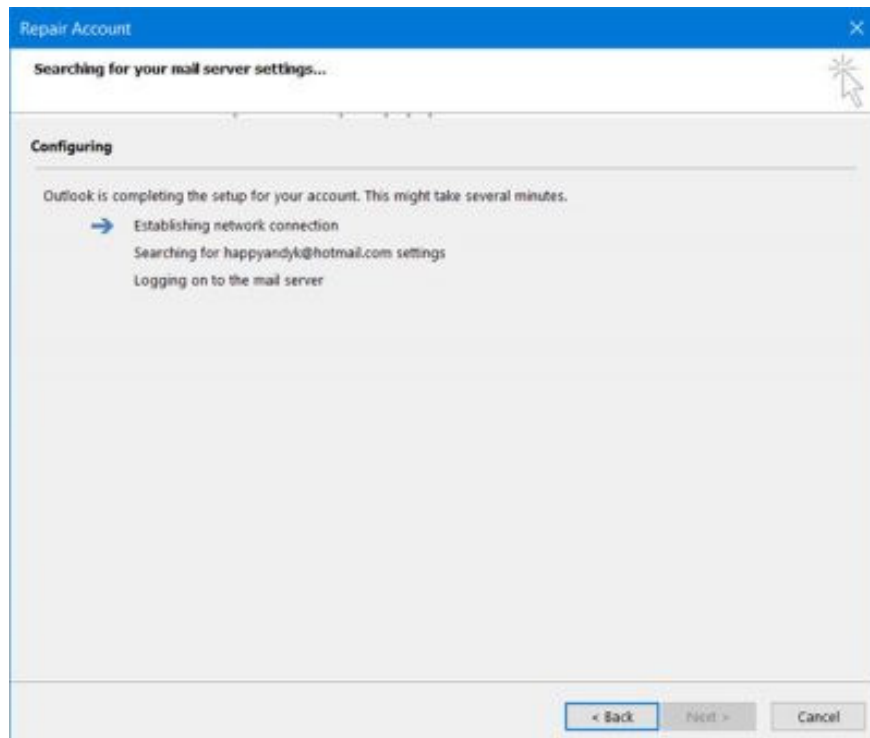


Now, on the screen, the **Repair Account** dialog box appears, select your settings and fill in the information on the frames and click **Next** .



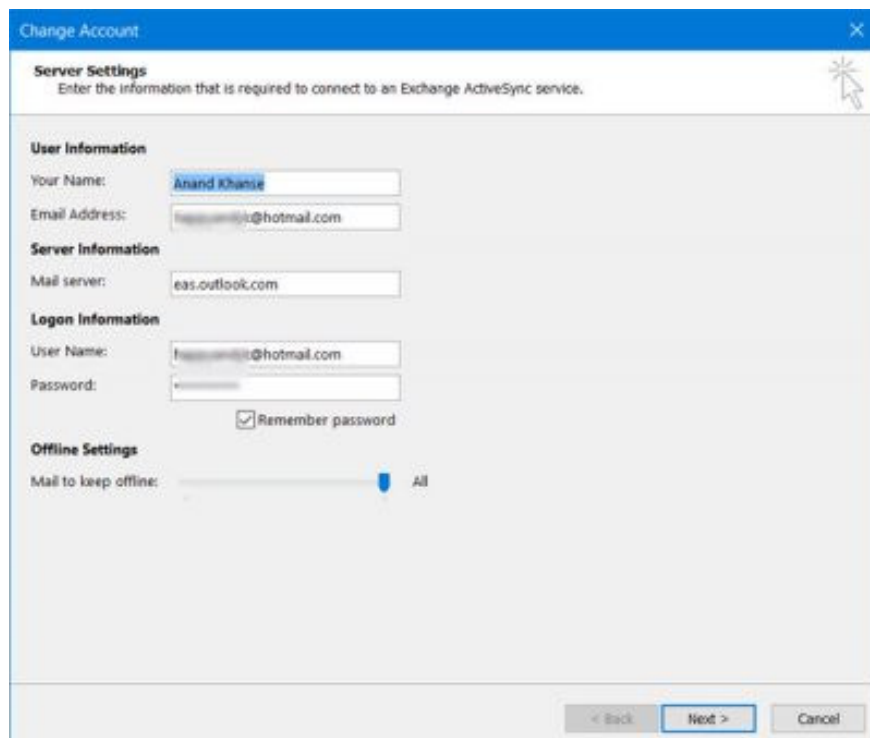
2. Edit your Outlook account

Outlook will start the process of repairing your account.

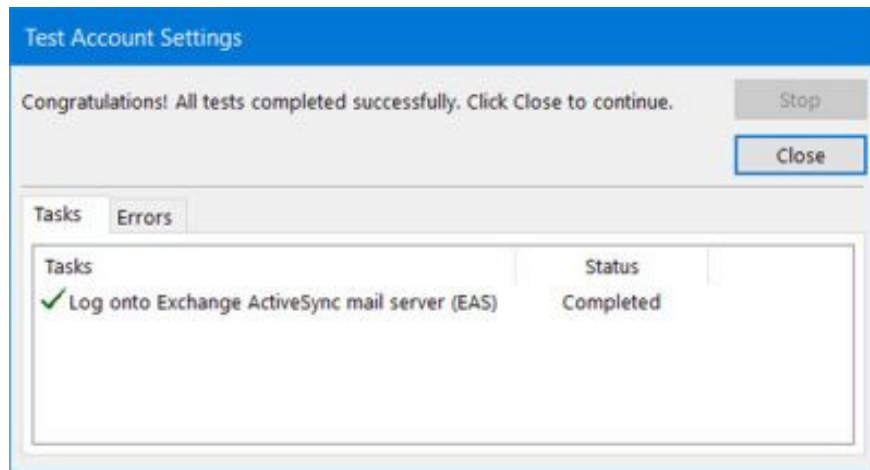


It will activate the network connection, search your email account settings and log in to the server to confirm everything is not error.

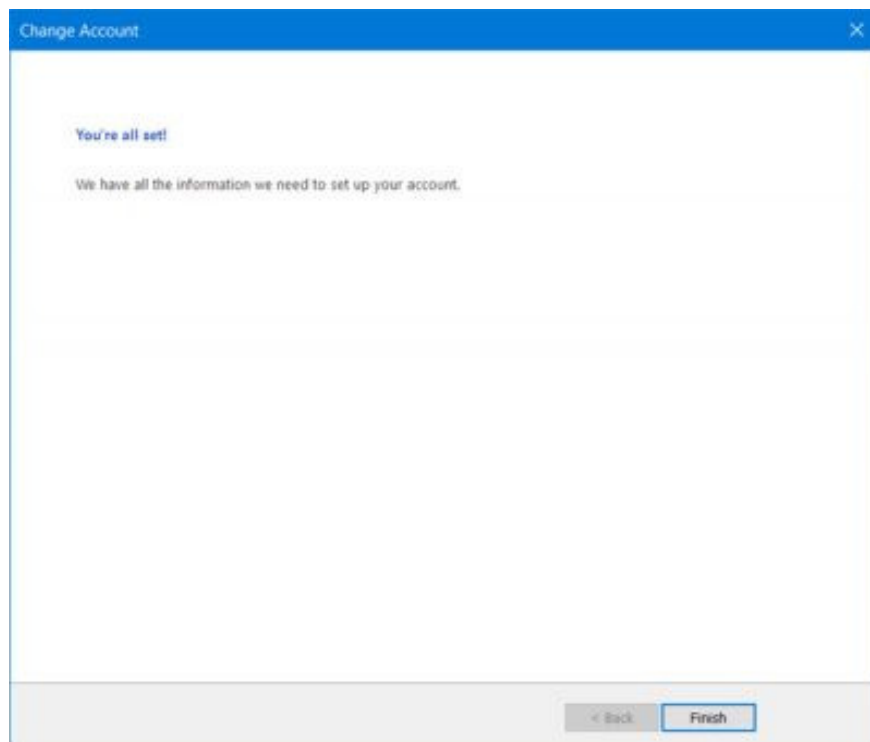
After the process is complete, click the **Change Account** link, check the settings and click Next.



Outlook will check your account settings and show you notifications.



Click **Close** on the dialog box and then click **Finish** .



Restart Outlook and check if the error persists.

Refer to some of the following articles:

1. One more way to fix a crashed Outlook, no response or inactivity
1. All problems with PST, Profile, Add-in . errors on Outlook and how to fix them
1. How to reduce the size of Outlook data files (.PST and .OST)

Good luck!

You finished reading the article "**Email on Outlook is not synchronized on Windows 10, this is how to fix it**" edited by the [TipsMake](#) team. We hope this article has provided you with many useful tech tips and tricks. You can search for similar articles on tips and guides. Thank you for reading and for following us regularly.

© 2019 TipsMake.com