

# Effective mobile math solutions

The math solutions on Android and iOS phones today are extremely developed, helping students have more effective learning methods.

Besides the entertainment and game applications, the field of study is also focused on manufacturers. There are many learning applications such as the language learning application, or the math application that we want to introduce to you in this article.

Mathematics is not only an important subject, but sometimes we also need to apply it to practical life. These Math applications will help us get the fastest math results, with detailed solutions that help users add more new solutions to the whole lesson. Readers can refer to some math solutions in the article below.

1. Top 15 leading English learning apps on Android and iOS
2. 16 applications that help students learn more effectively

## 1. PhotoMath application:

1. Download PhotoMath Android
2. Download the PhotoMath iOS app
3. Download PhotoMath Windows Phone

PhotoMath is currently a highly regarded math solution from users. The application is available on all 3 mobile platforms, solving math problems, decimal numbers, straight line equations and trigonometric functions, making learning math on students' phones convenient and easy. easier.



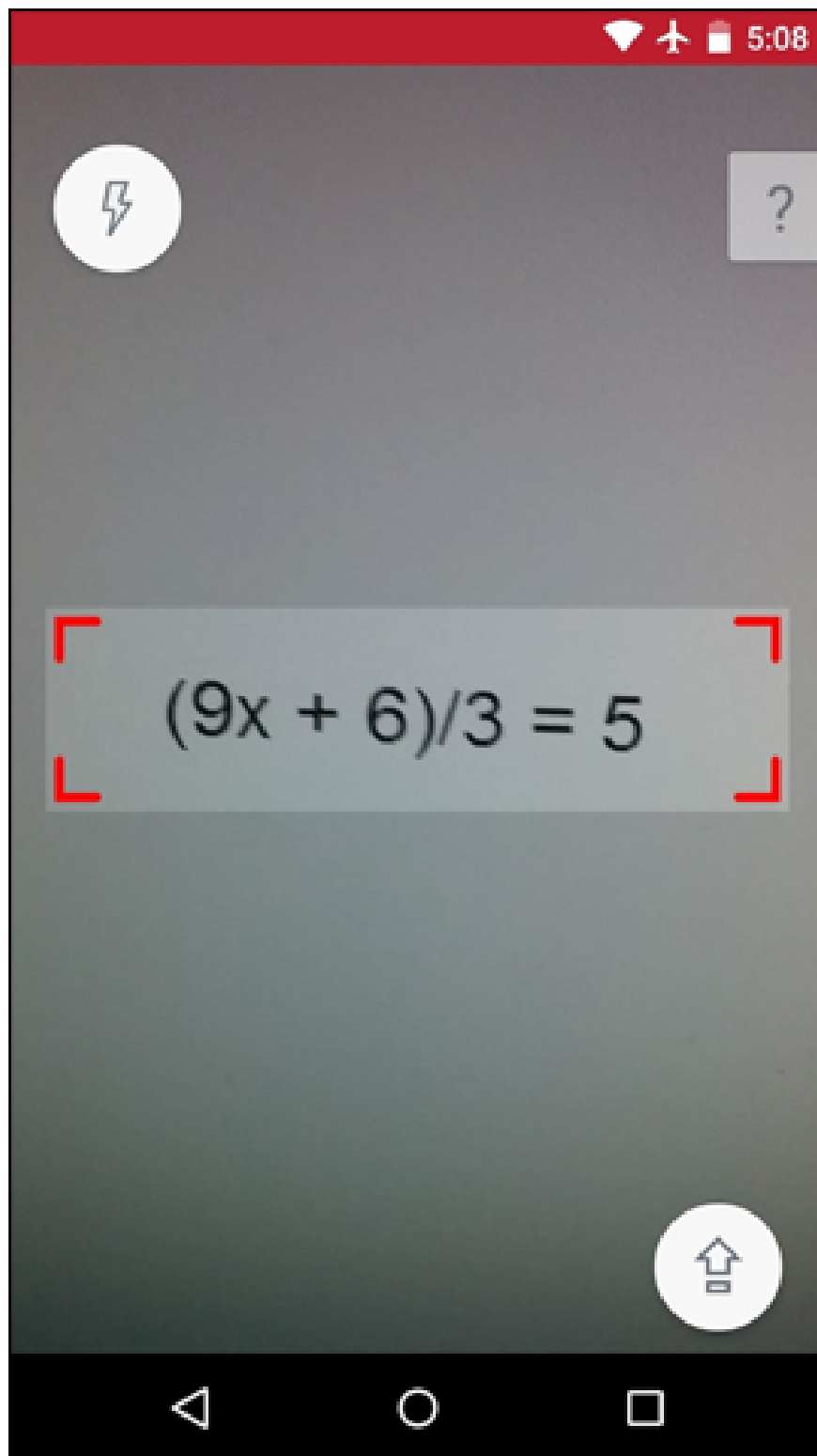
✓  $2x + 3 = 10$

✓  $x + 2 = 5$

Place the problem inside the frame while holding the phone directly above.

✗  $\int \frac{1}{(x - 1)(x + 1)} dx$





To solve math on PhotoMath, we just need to put the camera into the problem we want to solve. Soon after, the application will give the correct result right at the top along with a detailed explanation for that problem.

Currently, PhotoMath's new version has been able to solve handwritten problems, in addition to those on typewritten printing paper. However, users should note that in order for PhotoMath to recognize the problem, it is necessary to write a calculation on the bright, clear and easy-to-see paper surface.

⏪ Camera Solving Steps

$$x = \frac{11 - 12}{4}$$



$$x = \frac{-1}{4}$$


result

step 4/4



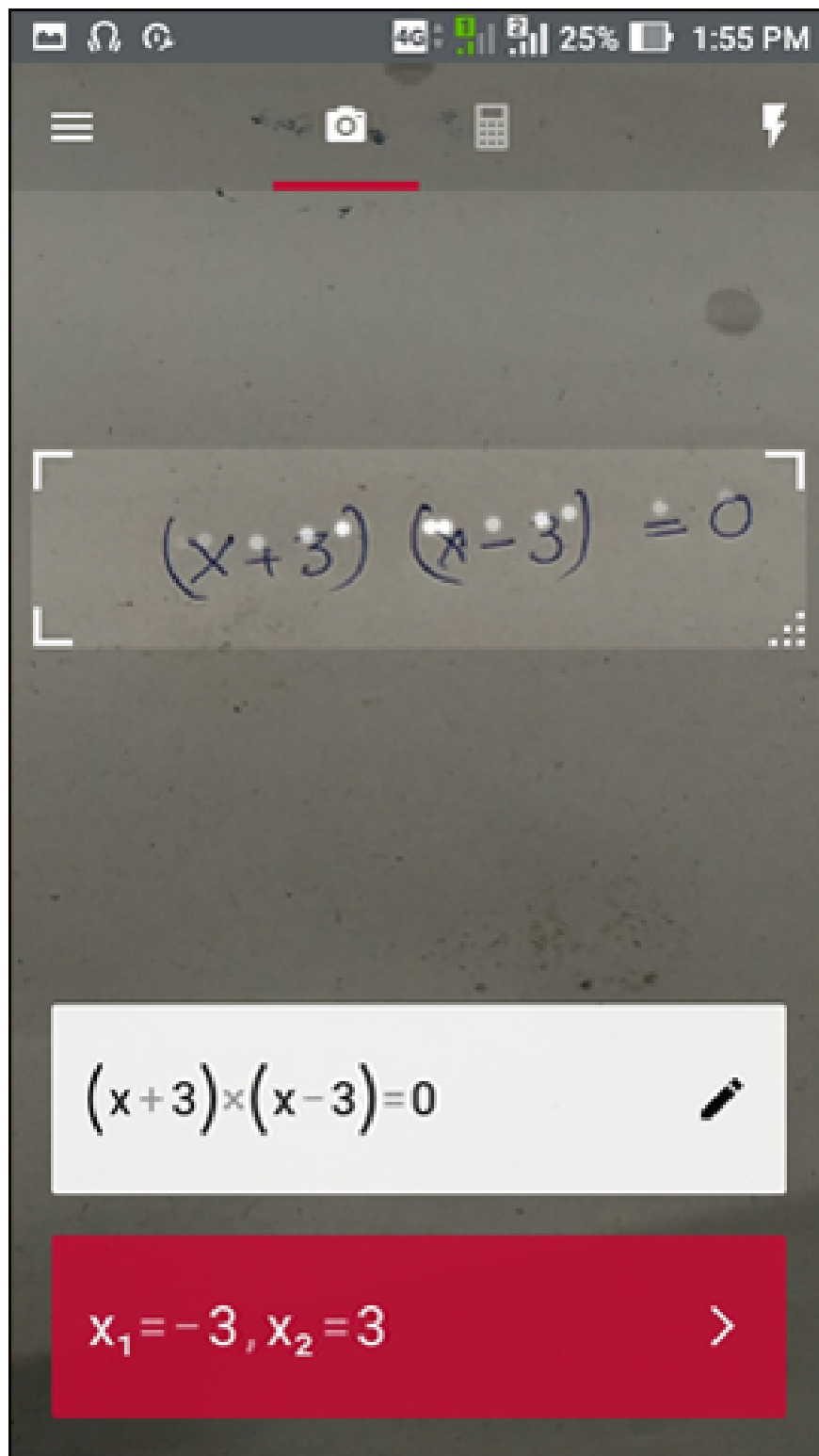


$$2 - \left[ 5 + \frac{1}{2} - \left( 4 \cdot \frac{3}{2} - 1 \right) + \frac{1}{3} \right]$$

$$2 - \left( 5 + \frac{1}{2} - \left( 4 \times \frac{3}{2} - 1 \right) + \frac{1}{3} \right) $$

$$= \frac{7}{6}$$



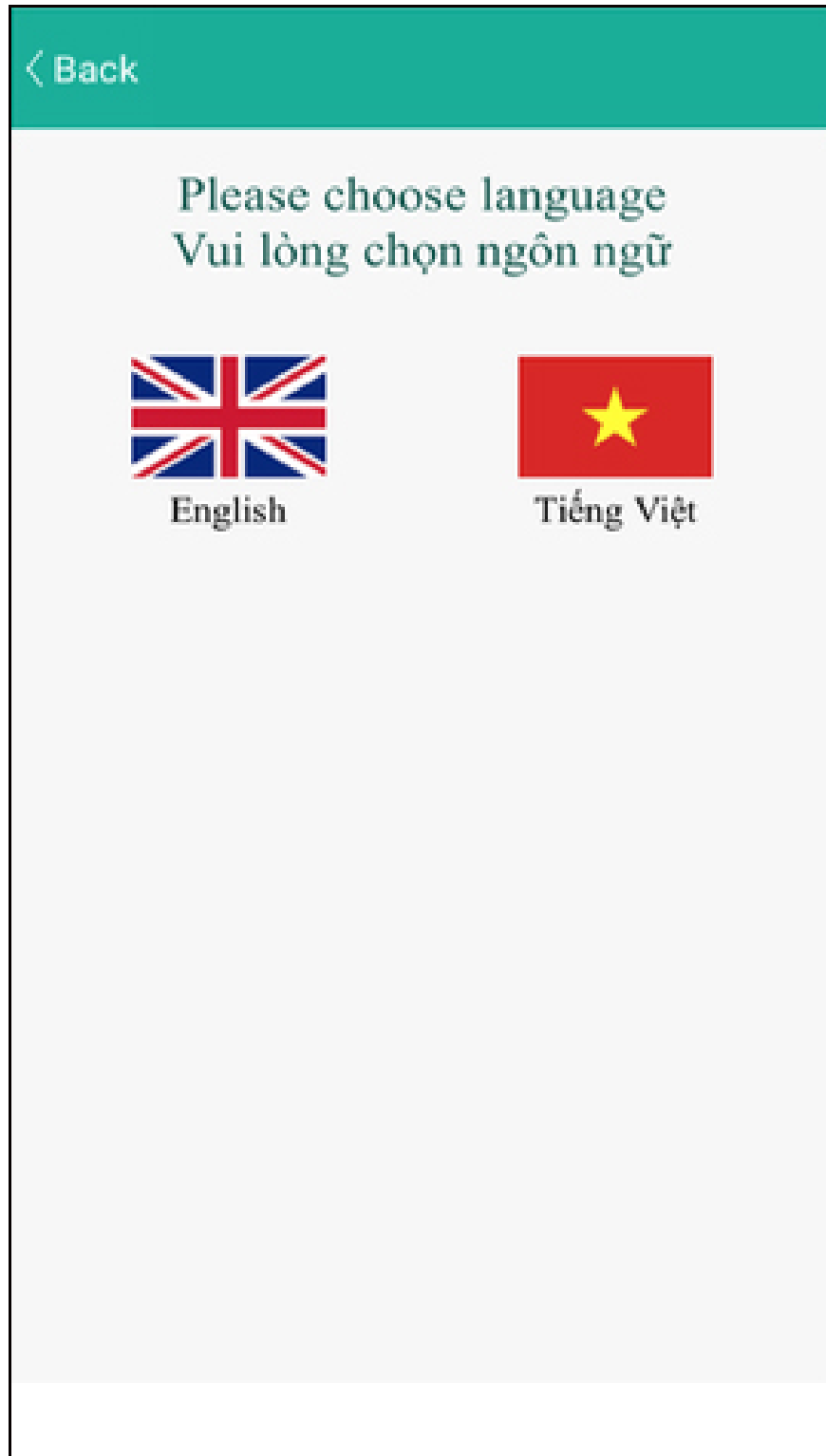


## 2. Maths Solver application:

1. Download Android Sols Solver
2. Download iOS Maths Solver

Maths Solver is the application developed and researched by Vietnamese people. So the interface as well as the solutions are also close to the students in the country, helping to solve math more conveniently.

Application helps learners to solve problems from basic, advanced, simple calculations, or solve system of equations, integrals, inequalities or graphs. The application supports 2 languages, English and Vietnamese for you to choose. The interface is clearly designed, with different Math topics.





Maths Solver possesses a speed to solve problems and gives a fairly accurate result, along with a detailed explanation for each problem. Besides, the application also integrates the function of solving chemical equations.

< Back

$$(x+1)/(x+2)$$

Share

Giải



Đề bài :

Tính nguyên hàm

$$\int \left( \frac{x+1}{x+2} \right) dx$$

Tính tích phân :

$$\int \left( \frac{x+1}{x+2} \right) dx$$

Bước (1) :

Tách đa thức hữu tỷ :

< Back

Nhập hàm số

$(10*x+3)/(x-1)$

Solve

Hướng dẫn sử dụng

$2(x+1)$

$2*(x+1)$

2 × ( x + 1 )

$\frac{x+2}{x+1}$

$x+1$

$(x+2)/(x+1)$

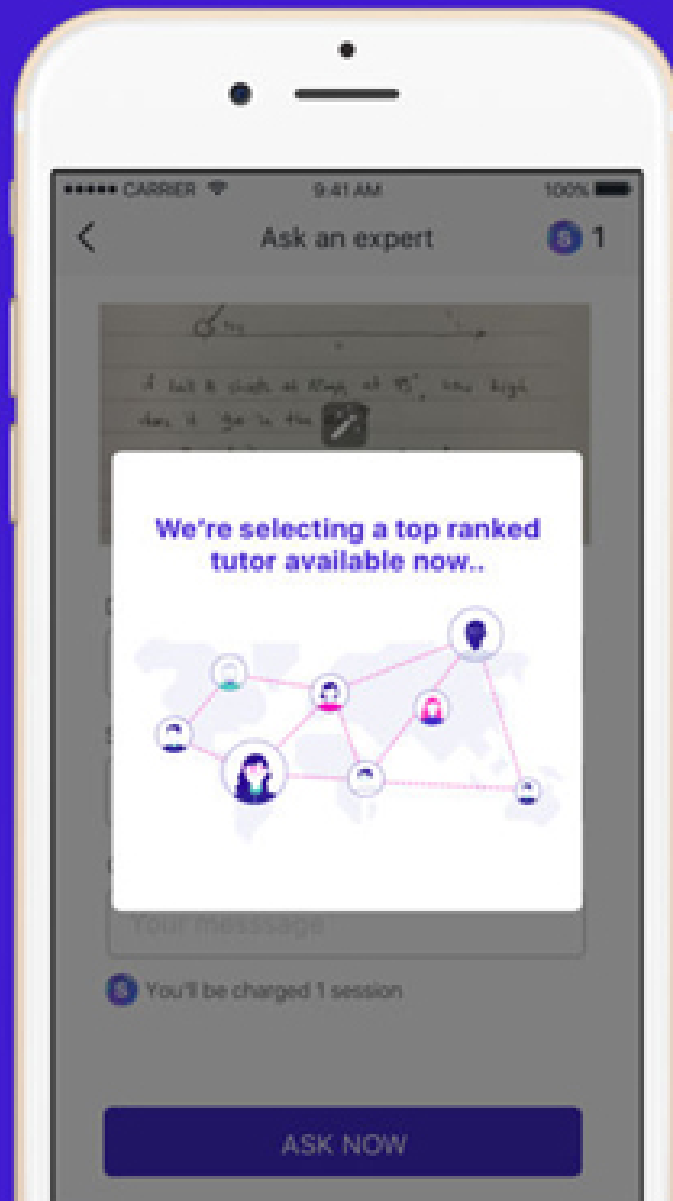
( x + 2 ) ÷ ( x + 1 )

### 3. Application for Math Math GotIt !:

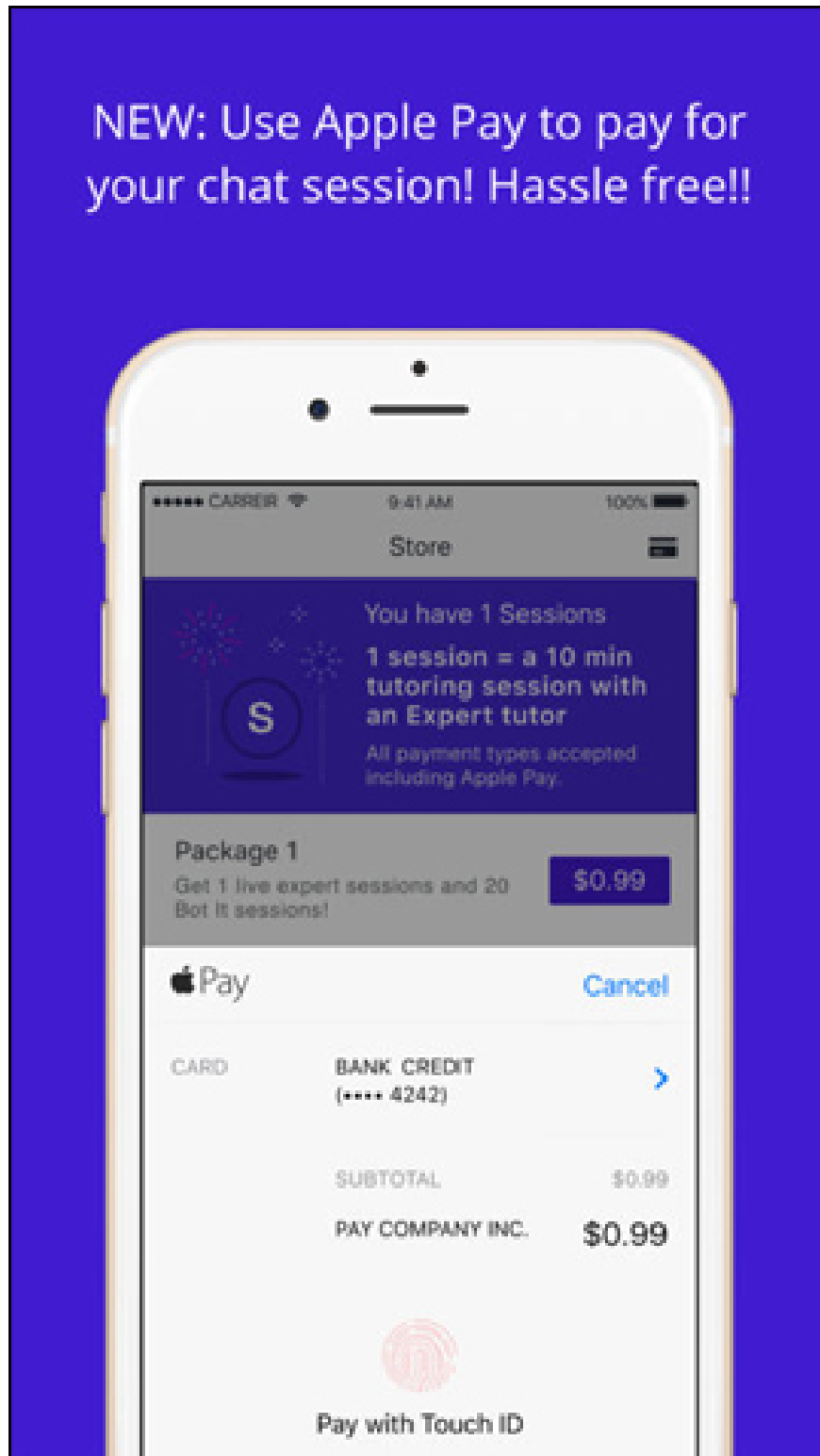
1. Download GotIt! for Android
2. Download GotIt! iOS

GotIt! directing users to learn Math in a different way is to interact with math teachers and experts to help users solve problems and answer more in-depth questions.

Guaranteed Homework Help!  
Connect to a tutor within 30  
seconds, 24X7. Math & Science.



NEW: Use Apple Pay to pay for your chat session! Hassle free!!

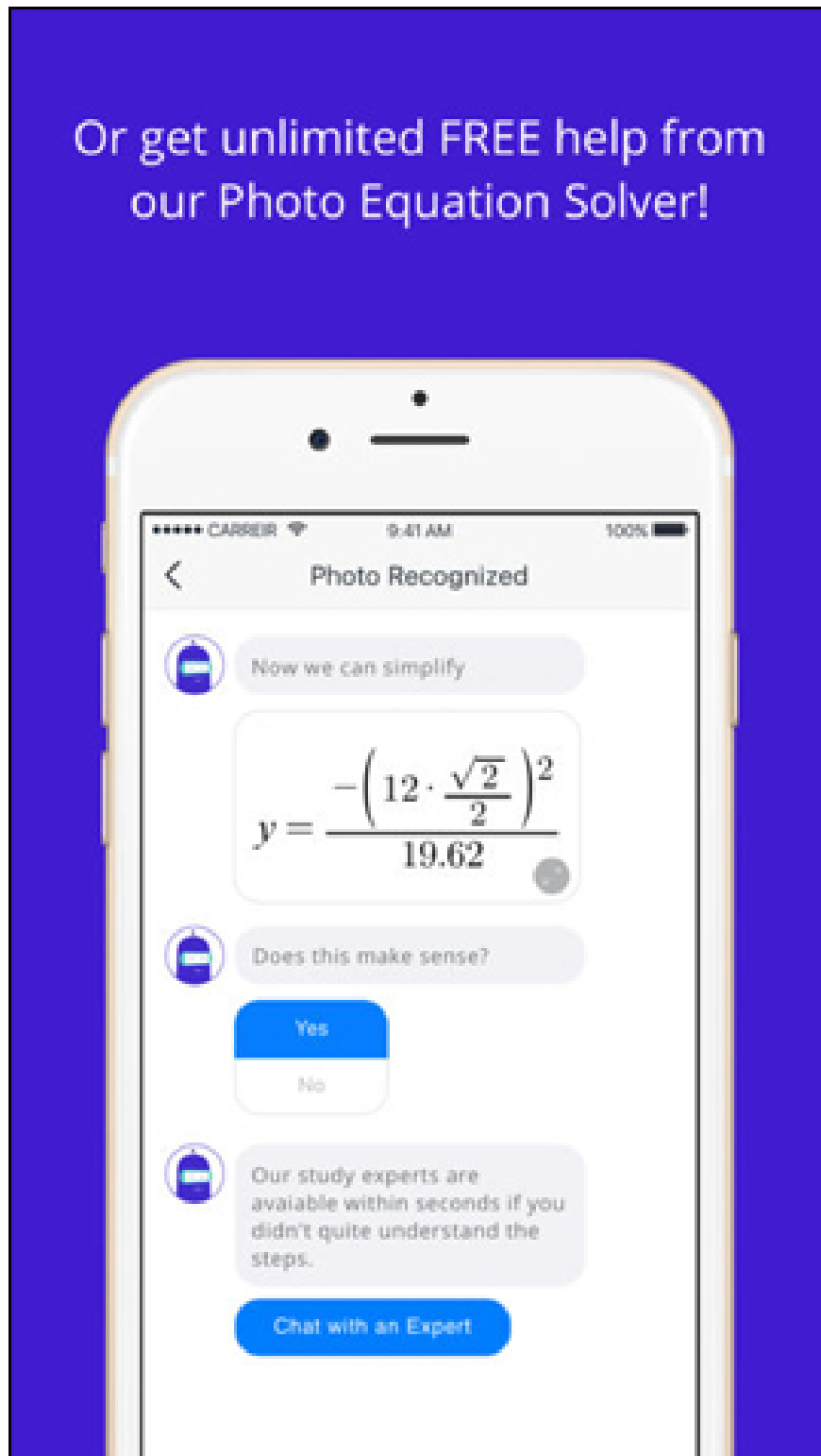


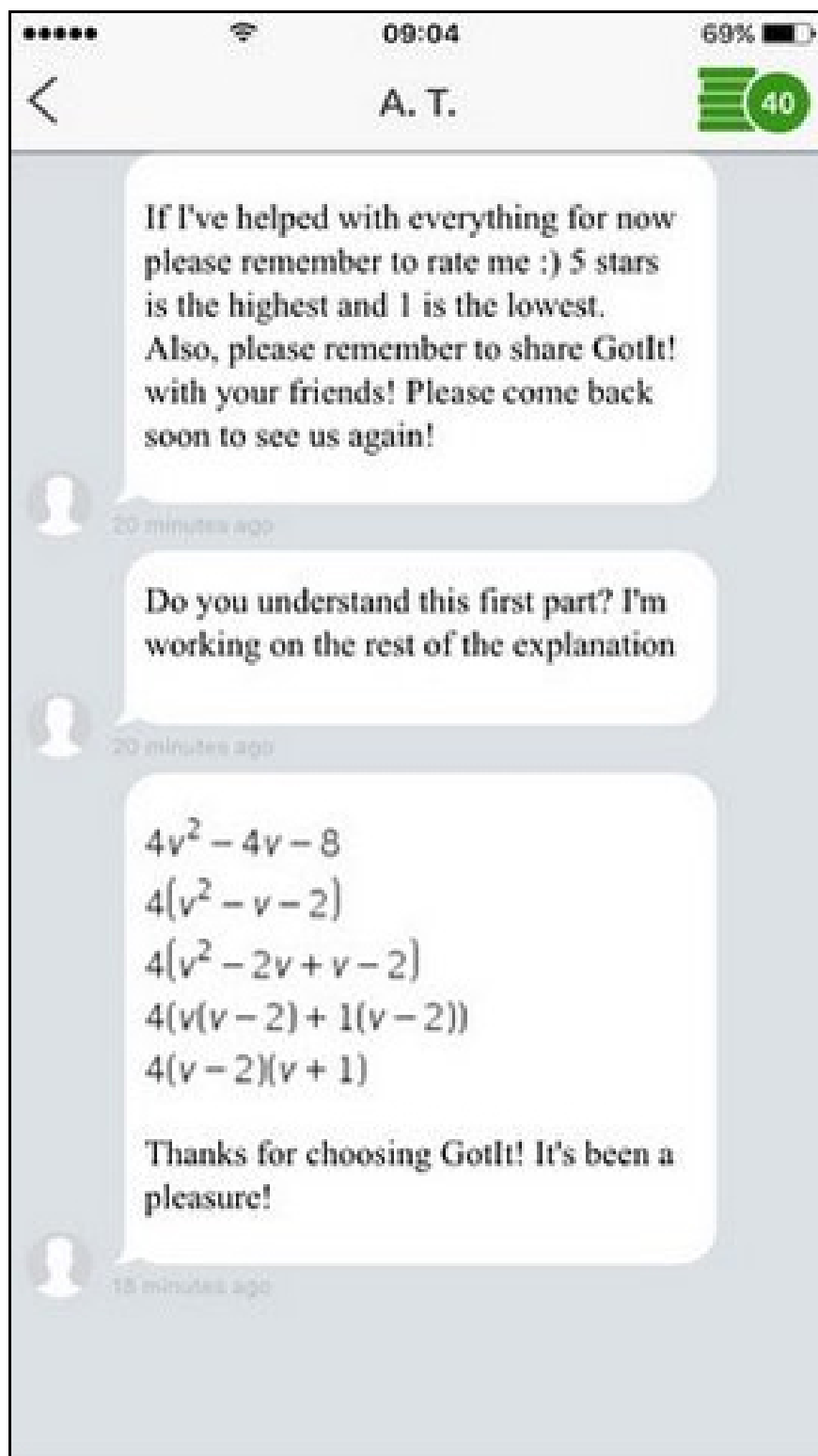
Learners will work online on GotIt! in the form of a message, send the image of the problem you want to solve in print form, or write it clearly. Immediately, GotIt's system! will connect to the teacher, or expert of GotIt !.

GotIt's range of math problems! very wide, not confined to the pre-programmed knowledge, but solve math problems according to the needs of learners. In particular, when solving additional questions in addition to the previously taken exercise from the user, it also shows the professionalism, high interactive ability of GotIt! with

learners.

Or get unlimited FREE help from  
our Photo Equation Solver!





Above are the math solutions on the phone that are highly appreciated by users. The above applications guide the detailed problem solving, help you understand the solution and apply it to other problems. In addition, some applications also support more chemical equations such as Maths Solver or GotIt !.

If you only need an application of the problem solving exercise to serve the class, you can refer to the application of solving the VnDoc exercises, supporting many subjects, with detailed answers from grade 1 to

grade 12.

Hope this article is useful to you!

You finished reading the article "**Effective mobile math solutions**" edited by the [TipsMake](#) team. We hope this article has provided you with many useful tech tips and tricks. You can search for similar articles on tips and guides. Thank you for reading and for following us regularly.

---