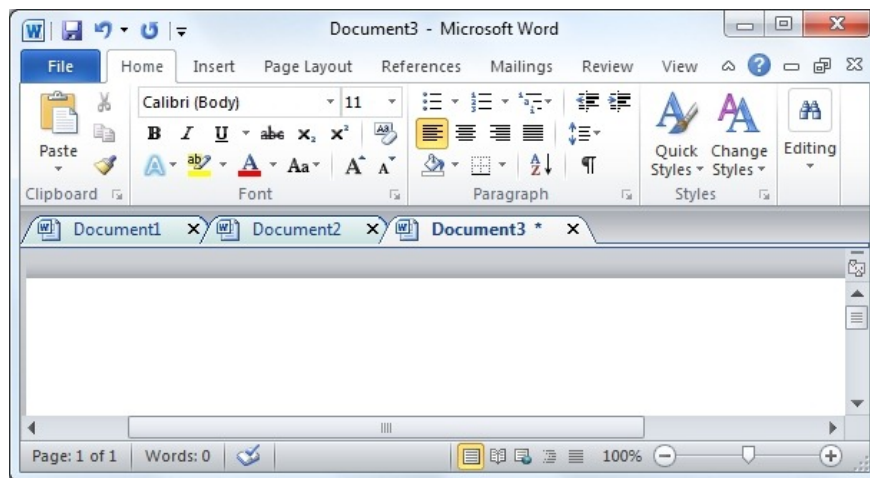


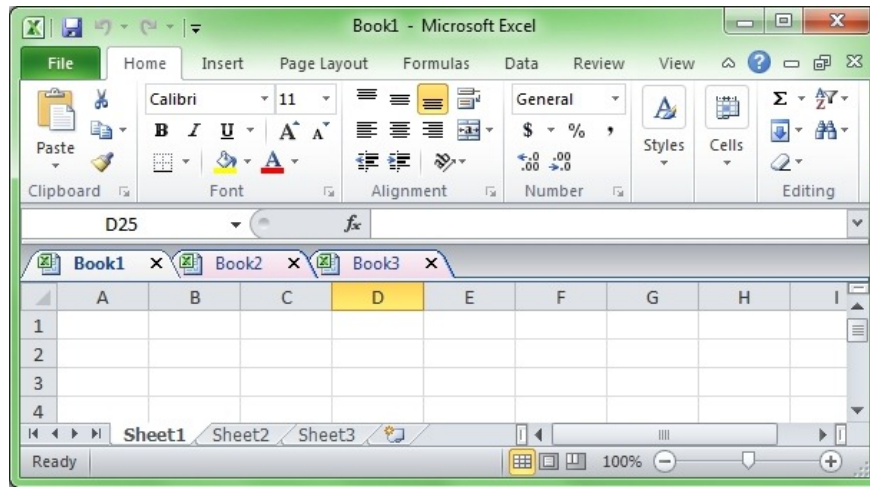
# Editor and tabbed document management for Microsoft Office

Tabs are an easy way to navigate to multiple documents or pages without having to open multiple times of the same application. Tabbed browsing is very popular in all web browsers.

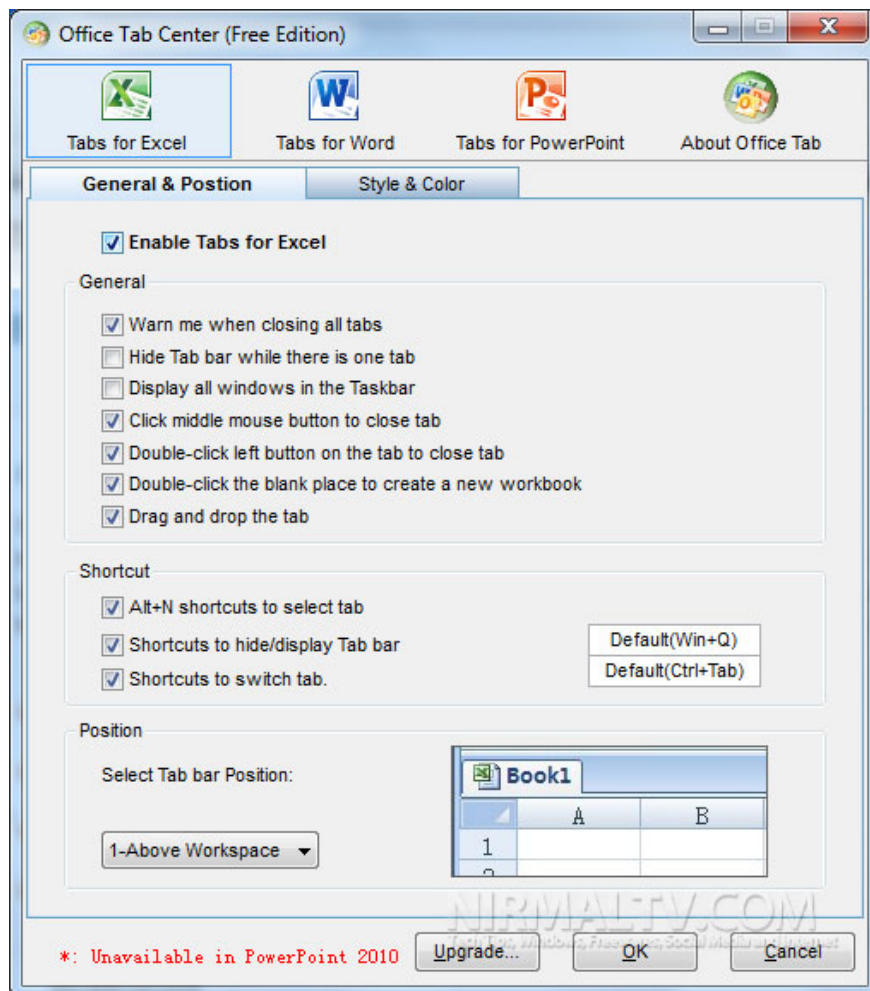
**Tabs are an easy way to navigate to multiple documents or pages without having to open multiple times of the same application. Tabbed browsing is very popular in all web browsers. With Office Tab, you can edit and manage documents easily. Tabbed interface for Word, Excel and PowerPoint.**



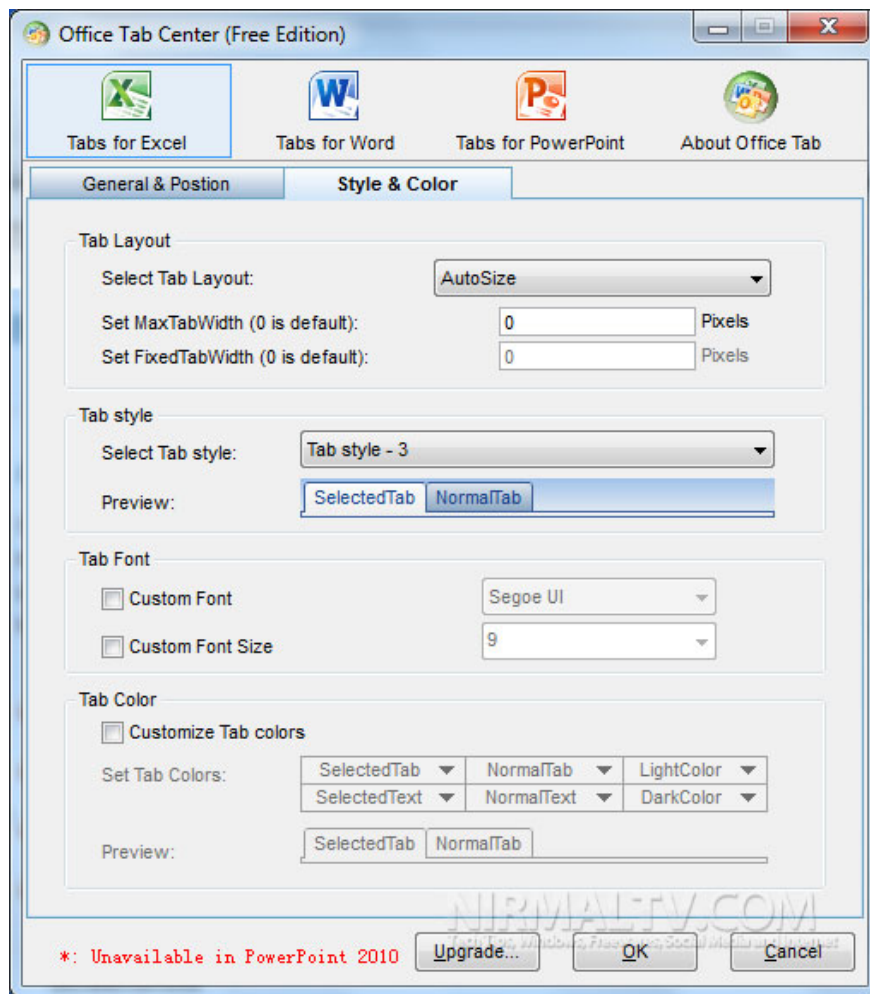
The advantage of tabs is that you can open multiple documents from one case and quickly switch between them. Office Tab supports the ability to open, read, edit and manage multiple documents in a tabbed window. When you modify a document, it adds a " \* " to that tab.



You can customize tabs for Word, Excel, and PowerPoint by using the settings menu available for all three applications; Set the location where tabs need to be displayed along with shortcuts to hide and display tabs.



Select the type and color for the tabs. There are more than 10 themes to choose from based on your liking.



Office Tab supports a lot of features available as well as user-defined shortcuts to control tabs. You can set the top, bottom, right or left tab tabs in the workspace; hide tab bar when there is only one tab. The tab length can be set automatically, automatically adapted or fixed based on the number of available tabs.

**Office Tab** is supported on 32-bit Microsoft Office 2003, 2007 and 2010 (including Word, Excel, and PowerPoint).

You finished reading the article "**Editor and tabbed document management for Microsoft Office**" edited by the [TipsMake](#) team. We hope this article has provided you with many useful tech tips and tricks. You can search for similar articles on tips and guides. Thank you for reading and for following us regularly.