

# Easy guide to adding text to images in Photoshop

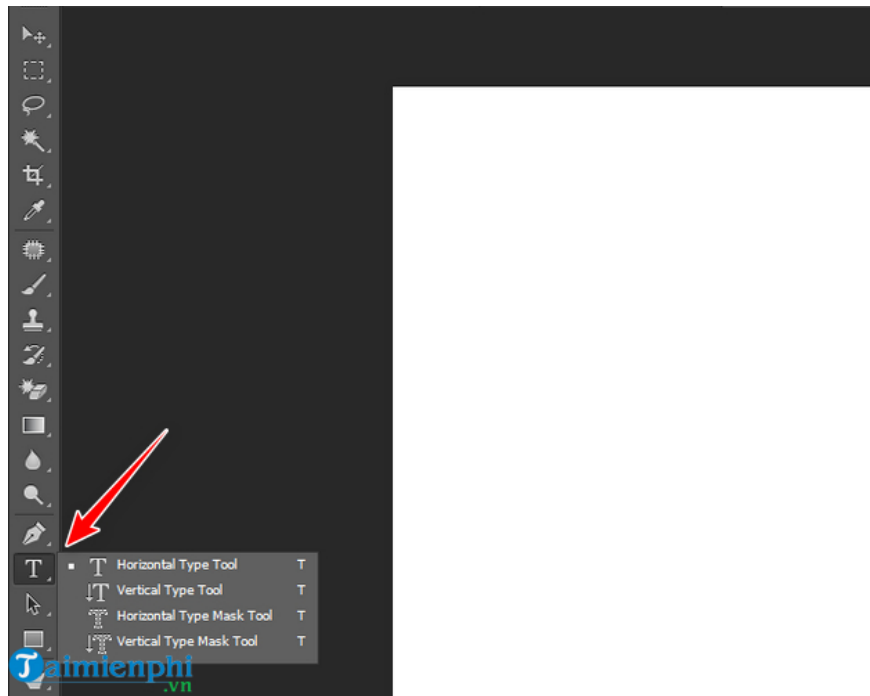
Adding text to images in Photoshop is an essential skill when designing greeting cards, banners, or editing photos. Photoshop provides the Type Tool, which supports writing text horizontally and vertically and applying attractive effects. Discover how to do it through the tutorial below.

Adding text to images using Photoshop allows you to customize the content as you wish. This guide will show you how to use the Type Tool to add text and adjust text effects professionally.

## *How to add text to images in Photoshop*

First, you need to install the latest version of **Photoshop**.

*Step 1* : Open the image in Photoshop ( **File/Open** ) and select the **Horizontal Type Tool (T)** to type the text you want to insert into the image.



**In there:**

- **Horizontal Type Tool** : Writes horizontally

- **Vertical Type Tool** : Writes vertically

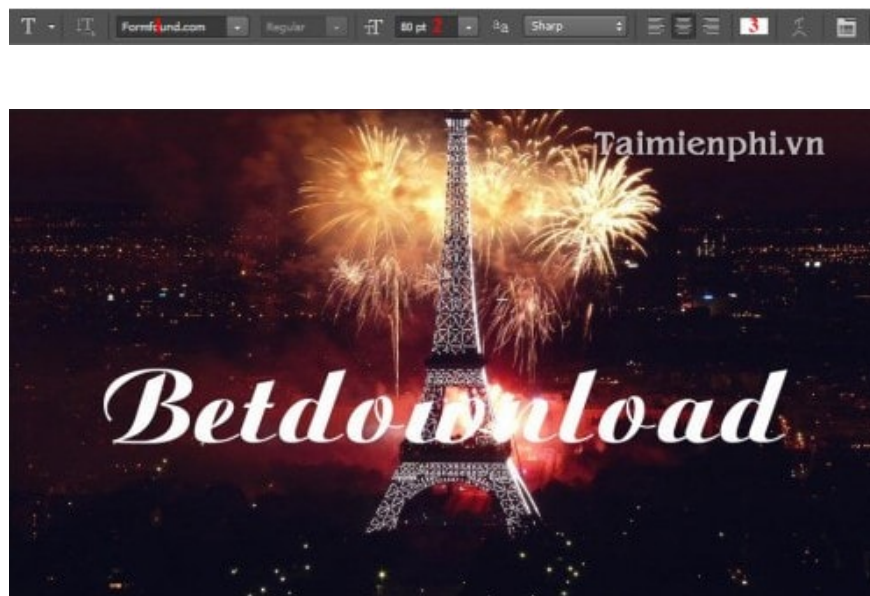
Left-click on the location where you want to add **text on the image** and start typing.



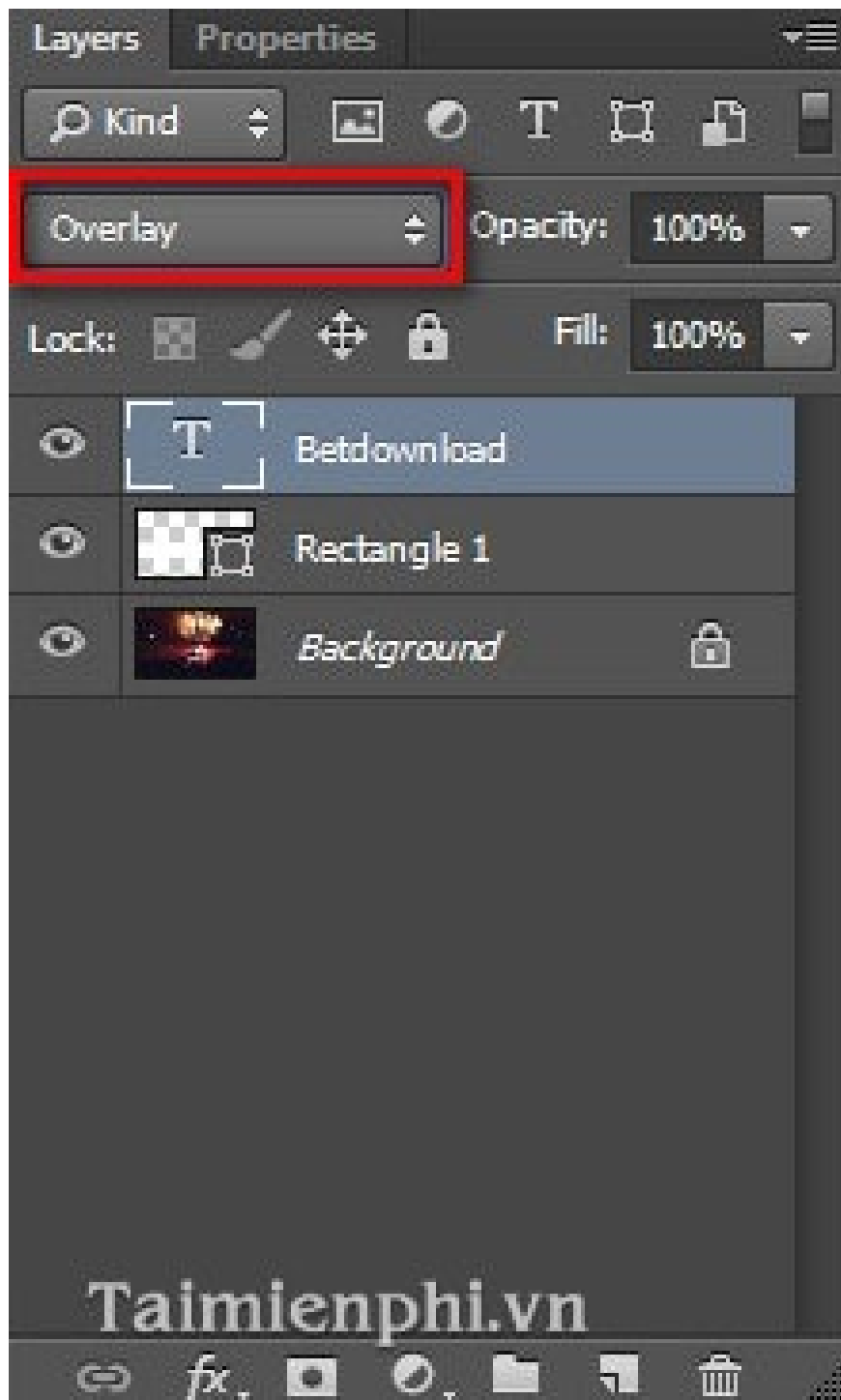
*Step 2* : Next, you proceed to make your selection:

- Fonts:

Currently, there are many beautiful Vietnamese-localized fonts available to give users more options to enhance their photos. Notable examples include **Vietnamese fonts** and **UTM fonts** . - Font size - Font color



*Step 3* : To make the text look better, you can create a white rectangle below the text and set **the opacity** to 5%. Additionally, change the style of the text "Betdownload" from **Normal** to **Overlay** .



The results we obtained are as follows:



Adding text to images in Photoshop helps you create a unique design with many creative font styles. If you want to **write calligraphy in Photoshop** , you can combine effects like Layer Styles to highlight the text. For faster results, inserting text into an image using Paint or a photo editing app on your phone is a convenient alternative. With these tools, you can easily create text on images without needing advanced skills.

You finished reading the article "**Easy guide to adding text to images in Photoshop**" edited by the [TipsMake](#) team. We hope this article has provided you with many useful tech tips and tricks. You can search for similar articles on tips and guides. Thank you for reading and for following us regularly.