

# Downloading Facebook videos to your phone and computer is super easy

With millions of attractive videos on Facebook, downloading them to your device to watch again is a need of many people. We provide methods and tools to help you download Facebook videos to your device quickly and conveniently, ensuring the video quality remains the same as the original.

Do you want to **download high-quality Facebook videos** to your computer or phone because the content is good and useful? Below are quick ways to download Facebook videos in HD quality that you can refer to.

## *1. How to download Facebook videos without using software*

### *1. Download videos on Facebook using x2convert.com*

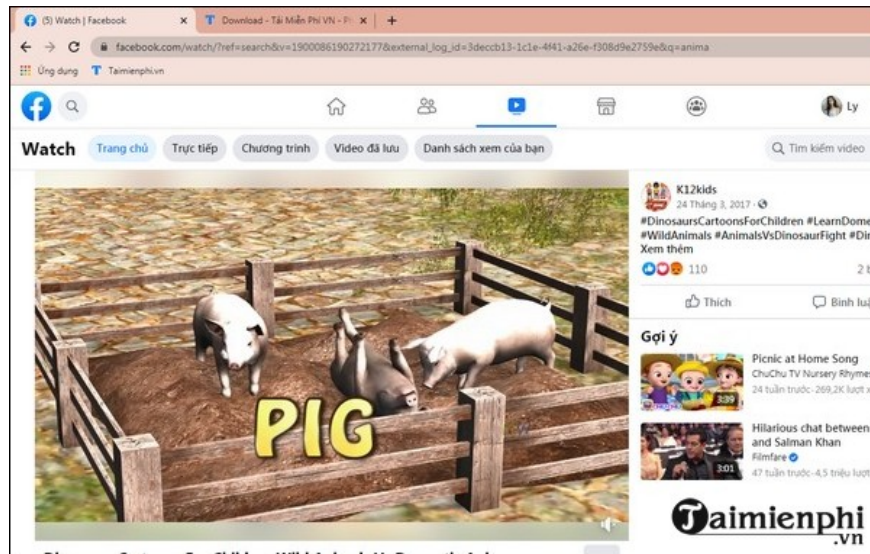
x2convert is considered a safe and effective tool and website to download videos on Facebook. Through x2convert.com, you don't need to install software to download all your favorite videos. Therefore, if you want to download Facebook videos to your computer or even your phone, x2convert.com is an effective support tool for you.

#### *\* Reasons to use x2convert*

- Download HD videos from Facebook quickly, completely free and play videos offline after downloading
- Support downloading videos with many different resolutions
- Compatible with operating systems: Android, IOS, Mac, Windows, Linux, .
- Supported sites: Facebook, YouTube, Dailymotion, Vevo, Vimeo + 10,000 other video sites
- Output formats: Mp3, MP4, Mp4 HD, Audio, WebM

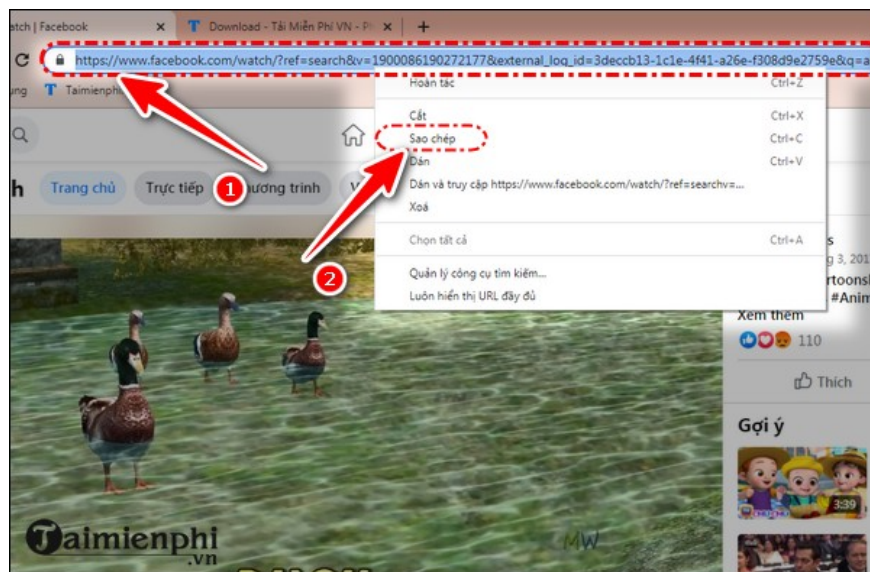
#### *\* Instructions for downloading videos on Facebook*

**Step 1:** On your computer browser, go to the Facebook video you want to download. Such as the picture below.



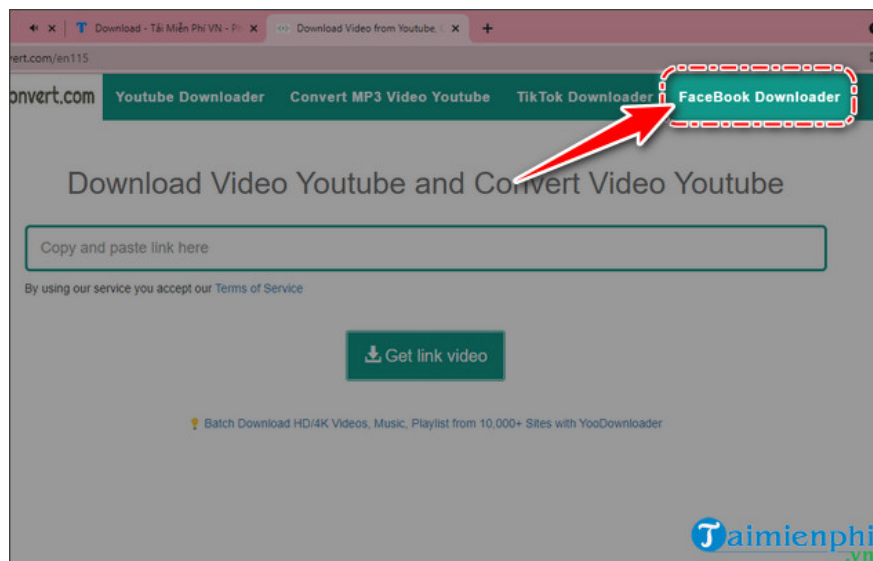
Download videos from Facebook to your computer in 4k quality

**Step 2:** At the URL , click to highlight everything (1). After that, **right-click** to display the form and then click " Copy " (2).

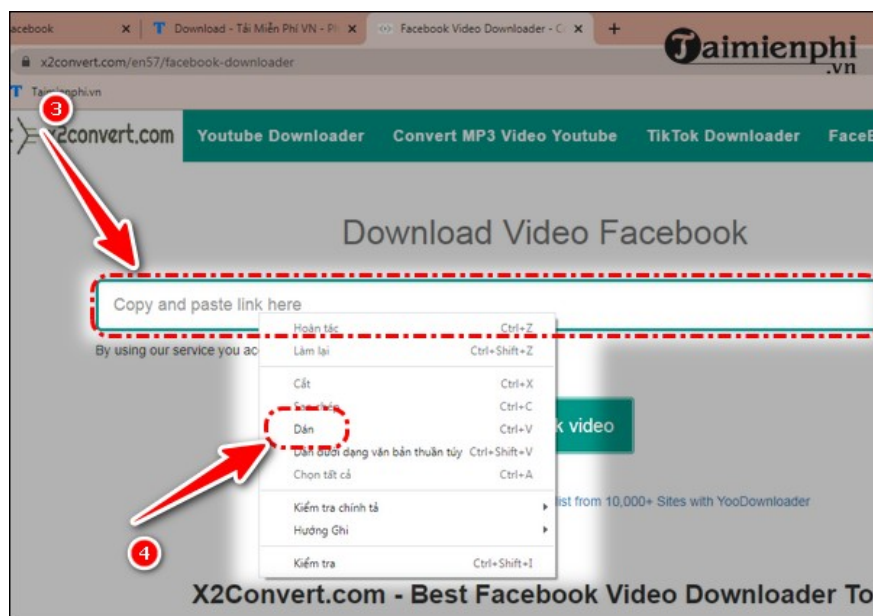


**Step 3:** Open a new tab, access the website

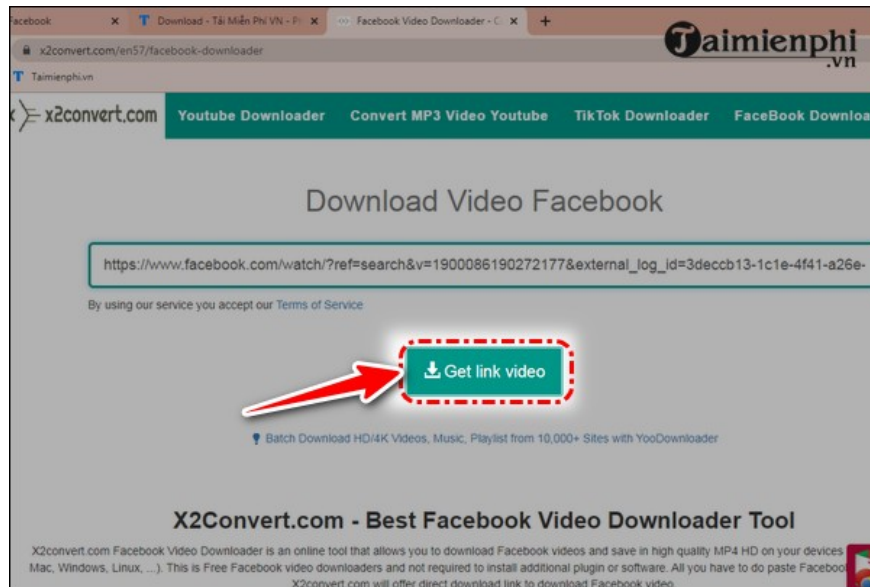
**Step 4:** Then select **Facebook Downloader** on the right side of the screen



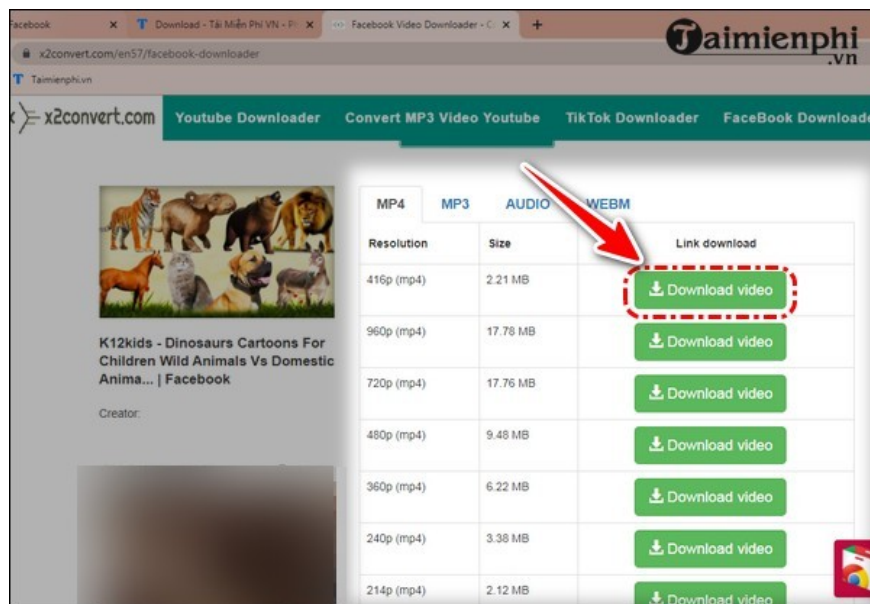
**Step 5:** Right-click on the " Copy and paste link here " box (3) and then click on the word " Paste " when the form appears (4).



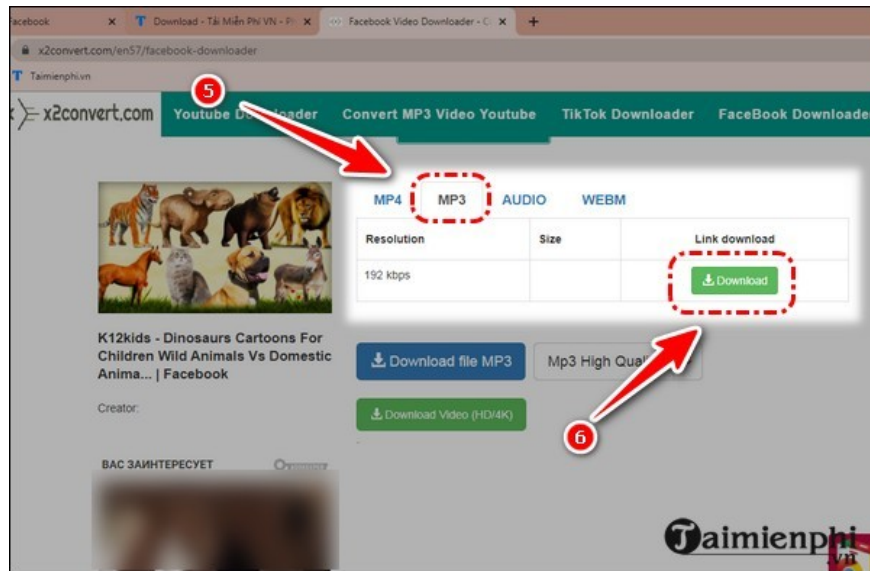
**Step 6:** Continue, click on " get link Video "




**Step 7:** Wait for the system to convert the video and download the video format you desire (Mp4/Mp3/Audio/Webm). You can select the appropriate MP4 file from the download file and then click "**Download**" as shown below to download the Facebook 4K video to your computer.



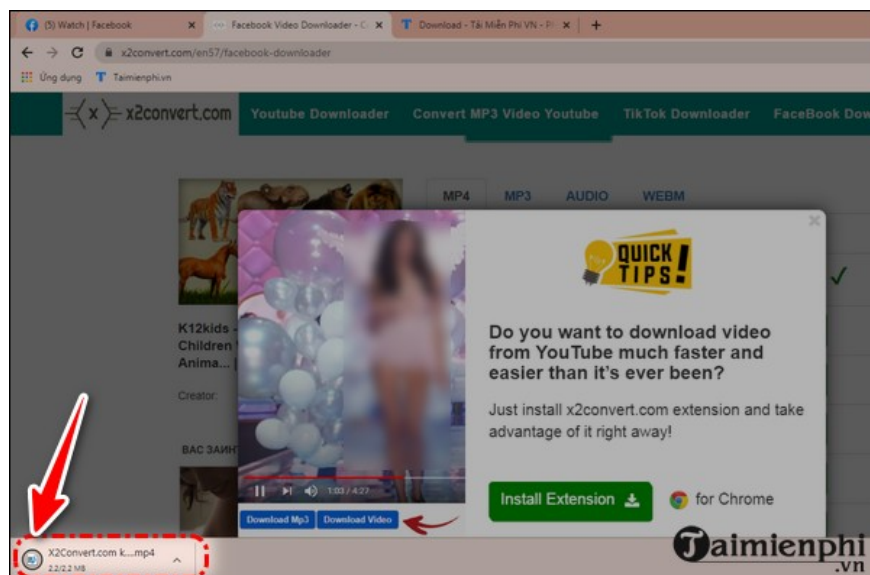
How to download videos from Facebook to your computer in high quality  
 If you want to download in Mp3 (5), click on MP3 and then click "**Download**" (6).



**Step 8:** At this point, the system will continue processing. Click " **Download** " when this word is displayed.



**Step 9:** The downloaded file will appear in the lower left corner. Click **on it** to open the Facebook video you just downloaded.



## 2. Download videos from Facebook using Ytop1.com

In addition to x2convert.com, Ytop1 ( <https://ytop1.com> ) is also an effective **website for downloading TikTok videos** on Facebook. Not only does it allow quick download of HD videos, but Ytop1.com also offers many download file formats to help you choose the most suitable download file. Highlights of Ytop1.com compared to other tools:

**- Download Facebook videos to iPhone and Android phones**

Ytop1.com is a website so you only need a web browser to use it. Therefore, this tool is suitable for computers and phones, and does not need to be installed or registered like many other software.

**- Download files in many different formats**

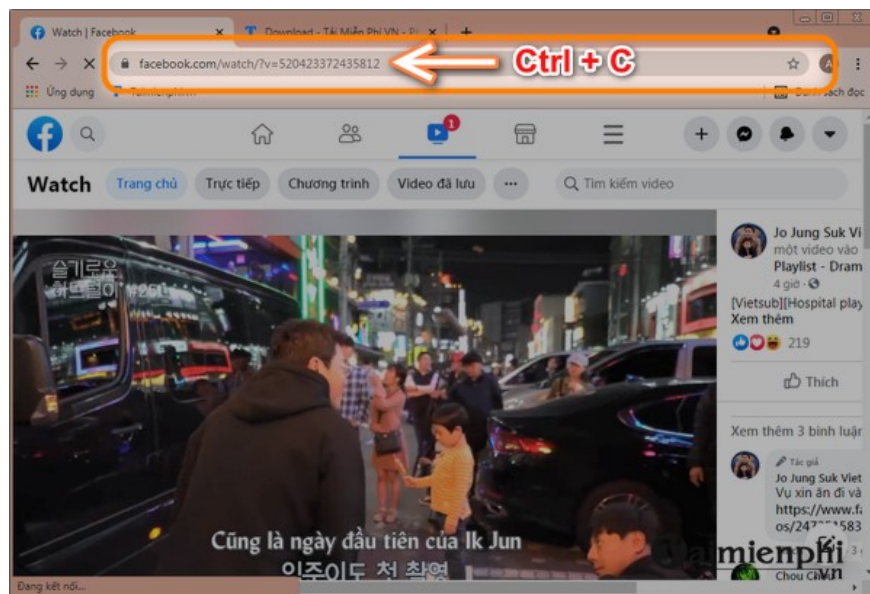
After pasting the link, Ytop will process and provide many different download files in MP3, MP4, Audio formats. Depending on your needs, download videos in different formats and formats. suitable capacity.

**- Fast, free download**

After use, TipsMake identifies this as a fast loading site, in just a few seconds you will have the appropriate download file. Besides, downloading files is free of charge.

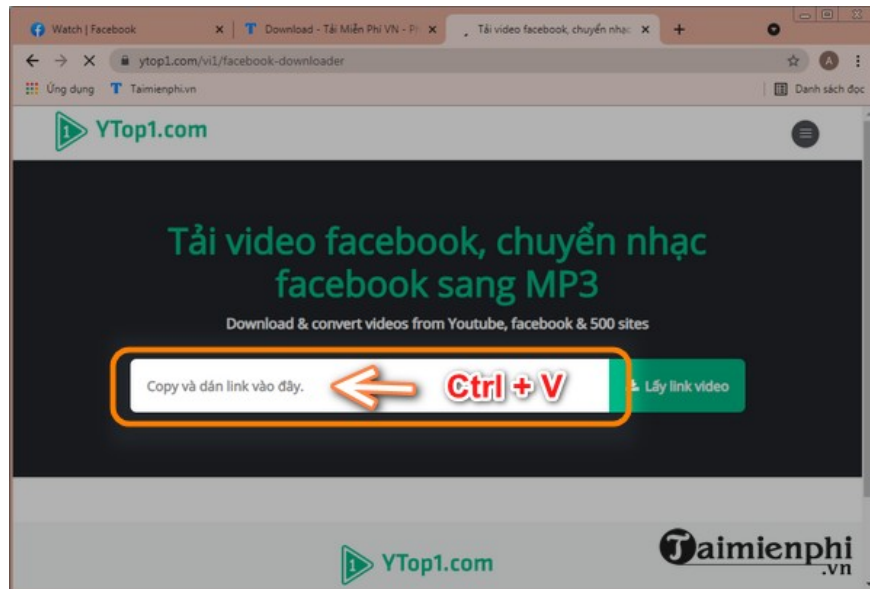
**\* Instructions for downloading from Facebook**

**Step 1:** On your computer browser, go to **the Facebook video you want to download** . At the top of the interface, click on the URL to highlight it and then press **Ctrl+C** to copy the link.



**Step 2:** Open a new browser tab and access the link below to download Facebook videos to your iPhone or laptop.

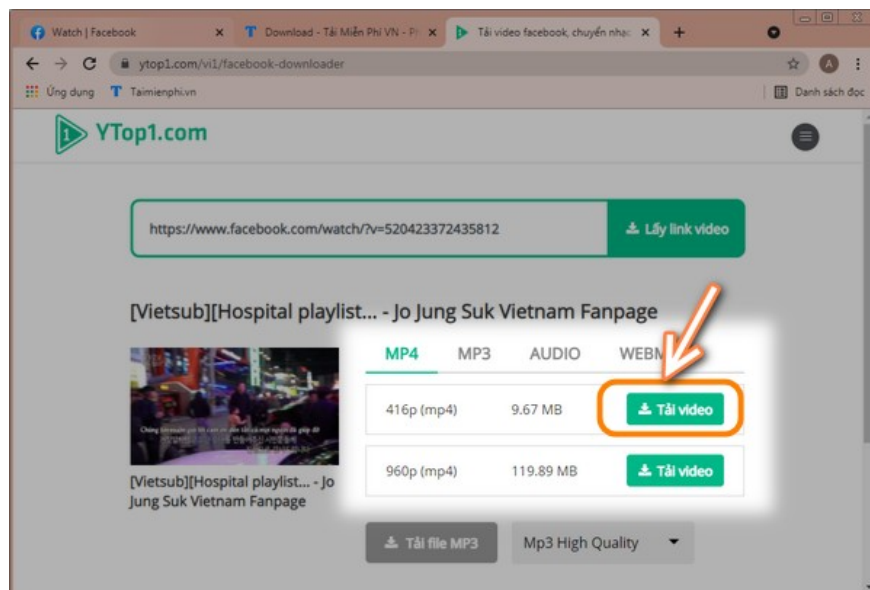
**Step 3:** Click on " **Copy and paste link here**" then press the key combination " **Ctrl+V** " to paste the link.



Download Facebook videos to your phone easily with Ytop

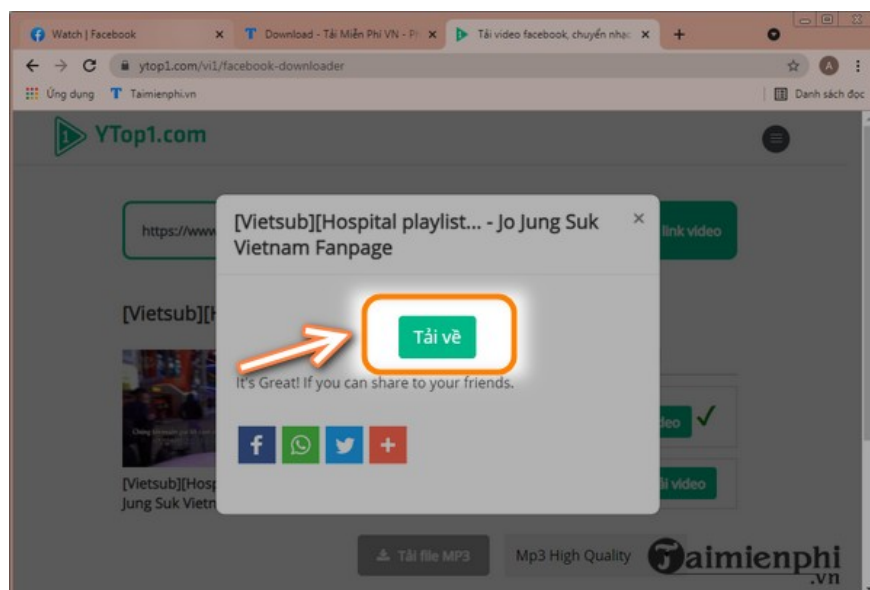
**Step 4:** The system processes and offers download file formats such as MP3, MP4. Depending on your choice, you can download different files. For example:

- Download file in **MP4** : Click on "**Download Video**".
- To download files in MP3, click on **MP3** and then click on "**Download video**" similar to MP4.

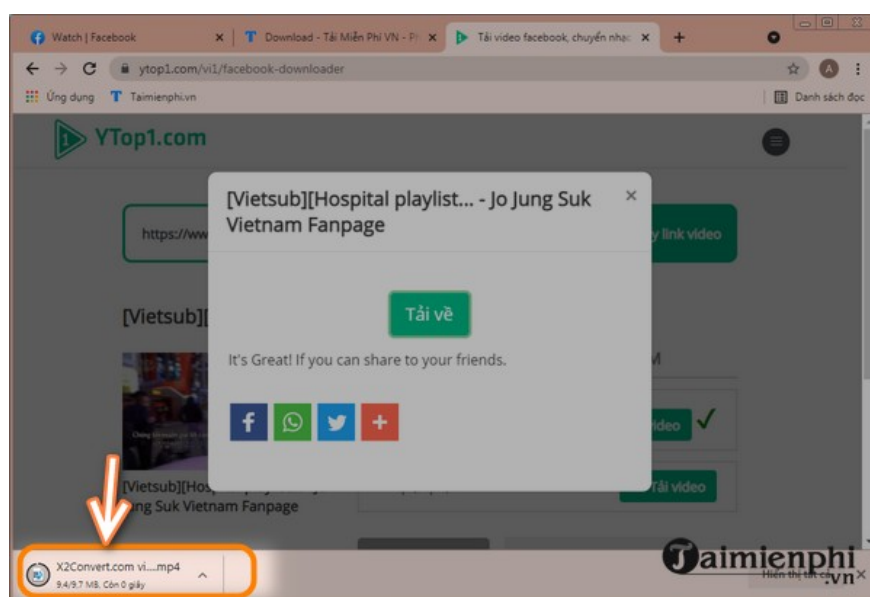


How to download Facebook videos to your computer or phone simply

**Step 5:** After a few seconds, click "**Download**"



**Step 6:** The downloaded file will appear in the lower left corner. To open that video, **click on it**.



How to download Facebook videos to your phone

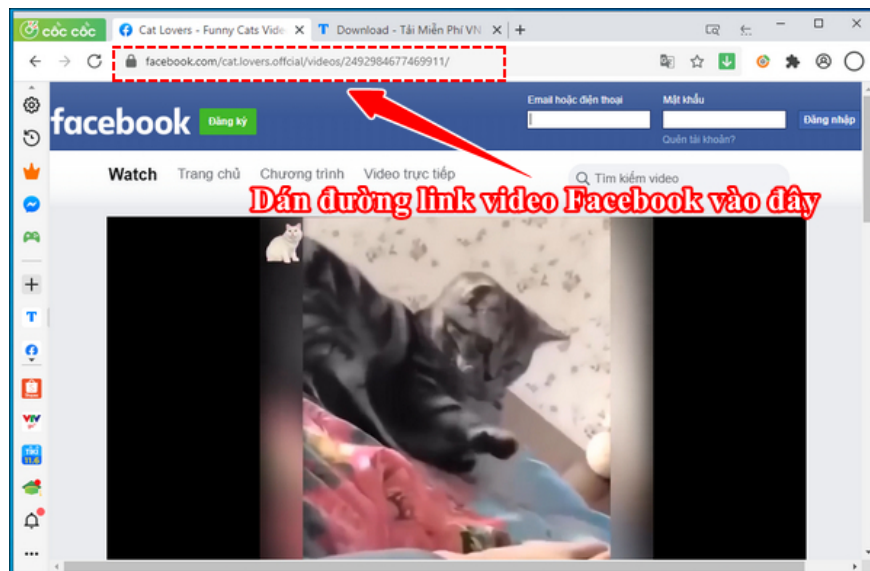
## ***II. How to download videos on Facebook using software***

### ***1. Download FB videos using Coc Coc browser***

Coc Coc is the simplest and fastest tool to download Facebook videos to your laptop. When watching videos on Facebook using Coc Coc browser, the browser will automatically recognize the video file and you just need to select the desired quality and **click the Download button** to download the video to your computer. If you don't have Coc Coc browser, download it here:

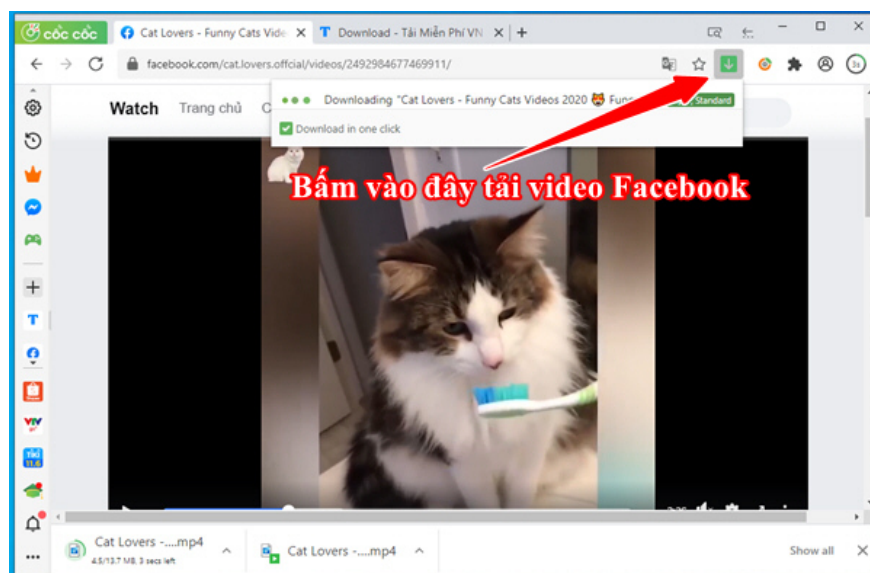


**Step 1:** On Coc Coc , open **the Facebook video** you need to download to your device.

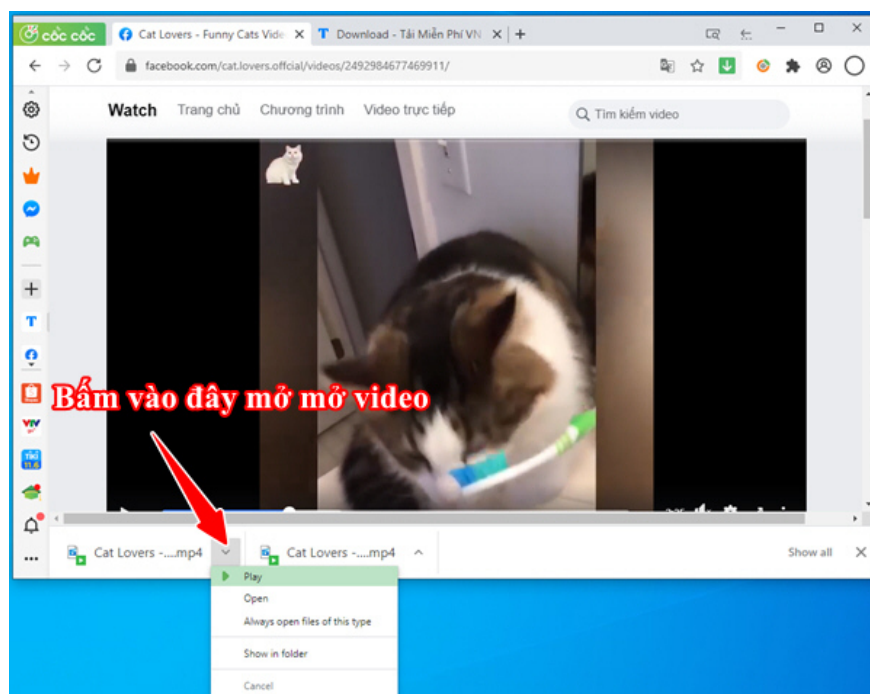


How to download Facebook videos to your computer using software

**Step 2:** Click **the green arrow** as shown below to download the Facebook video. The video will be downloaded automatically



**Step 3:** Click the **down arrow** to open (Play) the video once downloaded to the device or open the folder where the video file is stored.



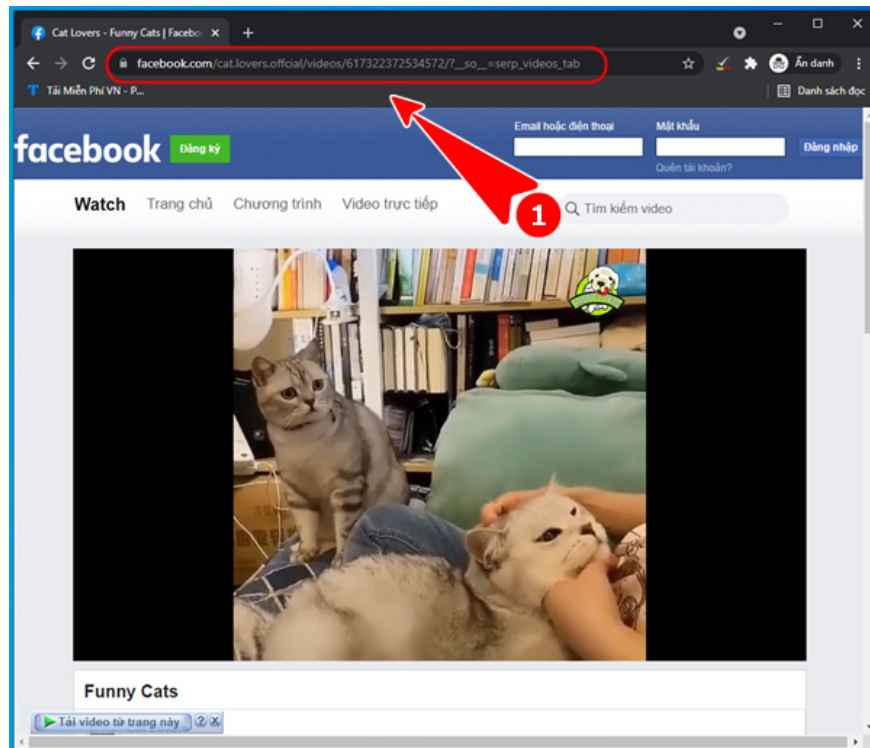
In particular, Coc Coc also supports many different formats for downloaded files. For example, if you just want to listen to music without watching videos, you can choose mp3 format when downloading videos from Facebook. Coc Coc's download speed can be 8 times faster than normal download speed with other tools thanks to the parallel multi-thread download mechanism.

## ***2. Download Facebook HD videos using IDM***

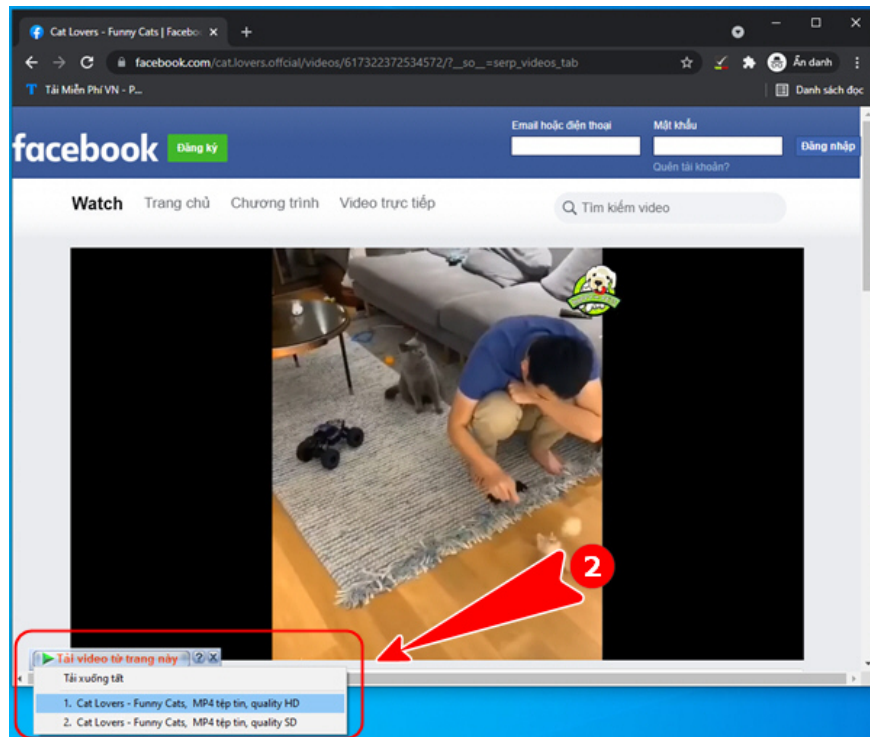
**Step 1:** Download the latest version of IDM here:



**Step 2:** On Chrome browser , paste the Facebook video link and press **Enter** to open the video.

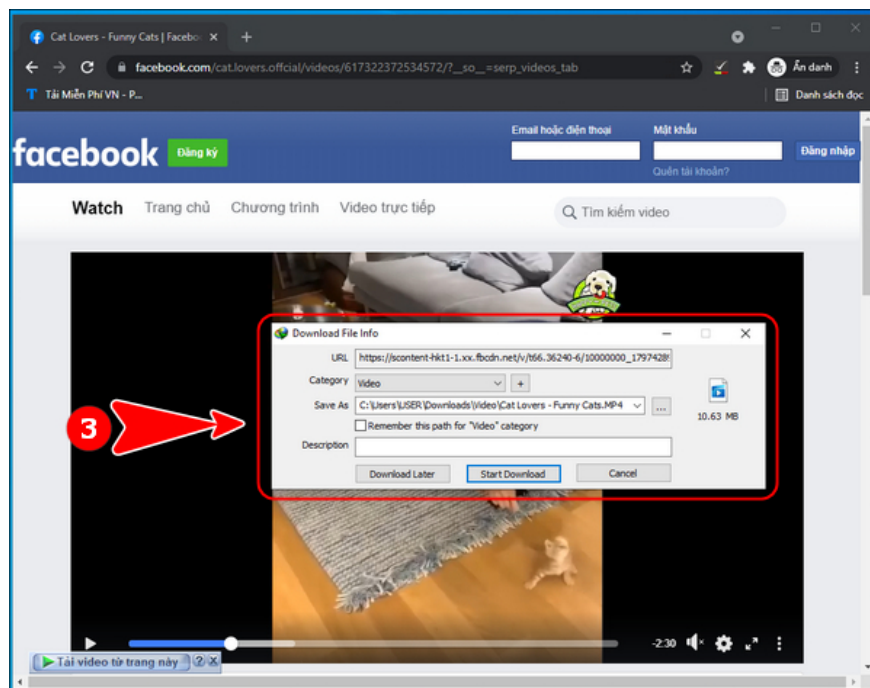


**Step 3:** Click " **Download video from this page** " then select the video you want to download

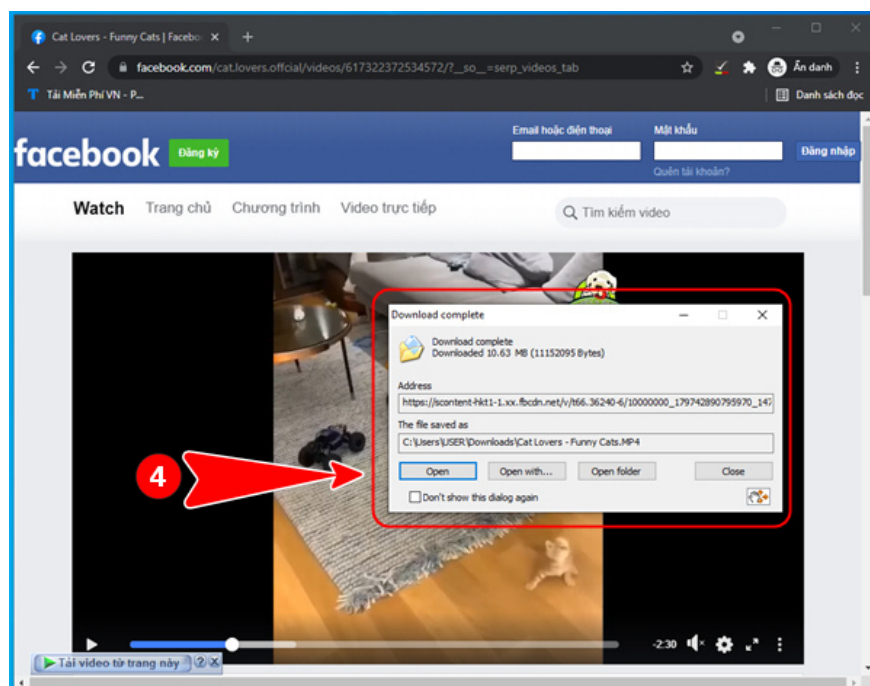


Download Facebook videos to your computer using IDM software

**Step 4:** The IDM window opens, select the video storage folder and click **Start Download**



**Step 5.** Finally click **Open** to open the video or many other options



In case you have installed IDM but IDM does not display and automatically capture links, you can refer to how to **fix the error of IDM not automatically capturing links** . In case IDM automatically forces the download link and does not allow you to watch the video, go to IDM settings to turn off support on the browser you are using to watch Facebook videos. If you want to download Facebook videos while watching, turn off the function. Just automatically capture the download link in IDM.

With Youtube - a video sharing social network that has a solid foothold on the internet, the number of views and downloads of Youtube videos is still a stable number and is increasingly optimized to be user-friendly. However, with the growth of Facebook, the online community will witness extremely fierce competition between these two video sharing social networks.

To be able to review or watch videos shared on Facebook that have not been watched yet, users need to download Facebook videos to their computer to watch in their free time. There are many methods, you can download videos on Facebook using FLV Downloader or many other software like YTD Video Downloader

If you download Facebook videos using YTD Video Downloader, you will also have the opportunity to download many videos on many different sites such as Youtube, other leading video sharing sites in the world.

Downloading from Facebook videos is not easy in cases where Facebook is blocked, inaccessible, or for people who have little knowledge of computers. However, every case will have its own solutions. With simple ways to access Facebook and download Facebook videos to your computer, any of us can do it.

So TipsMake has introduced to you 2 ways to **download Facebook videos** to Android phones, iPhones, and PCs quickly and effectively. With IDM and Freemake Downloader software, you can not only download videos on Facebook but also download videos from other sources such as Youtube, VKontakte, Yandex, etc. If you want to learn more, please refer to how to download photos on facebook that we introduced.

If you don't want to be bothered on Facebook, during your visit, you can use the hide Facebook account feature to limit conversations with some friends or hide your Facebook account from all friends on your list. Please.

When using Facebook, users can broadcast live videos on Facebook to let everyone see events taking place live where they live or work. The live video streaming feature on Facebook is available to most people. On Android or iOS operating systems, computer users can also use this feature.

You finished reading the article "**Downloading Facebook videos to your phone and computer is super easy**" edited by the [TipsMake](#) team. We hope this article has provided you with many useful tech tips and tricks. You can search for similar articles on tips and guides. Thank you for reading and for following us regularly.