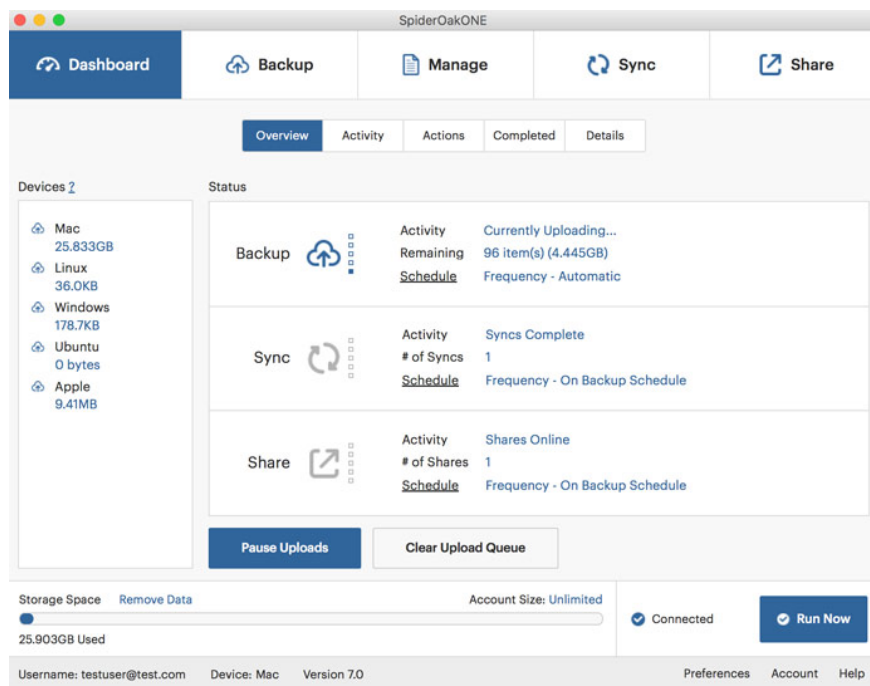


Download software that supports backing up SpiderOak One Secure Backup data for USD 30, free of charge

SpiderOak One Secure Backup is software that supports data backup for computer system, protects data from the risk of data loss due to deletion or virus attack.

SpiderOak One Secure Backup is software that supports data backup for computer system, protects data from the risk of data loss due to deletion or virus attack. With powerful features, SpiderOak One Secure Backup can access all data including old versions or deleted data.

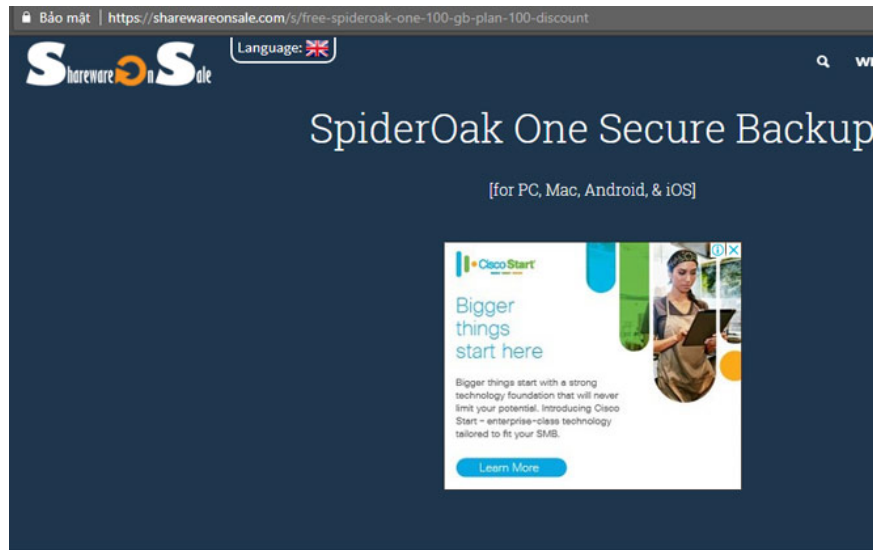
Typically, this software is priced at US \$ 30 but is currently free until 16h on 11/5/2018. If you have a need to use it, please quickly register to own this useful free copyright SpiderOak One Secure Backup application.



How to own free SpiderOak One Secure Backup license

Step 1: Go to the link below and click on the text **DOWNLOAD SPIDEROAK ONE SECURE BACKUP NOW**.

FREE SpiderOak One Secure Backup



~~\$30.00~~ **Free!** (100% off)

Sale ends in **4 days 1 hour 15 mins 15 secs**

>> DOWNLOAD SPIDEROAK ONE SECURE BACKUP NOW

Step 2: Fill in the required information -> reCAPTCHA -> GIVE IT TO ME NOW.

Step 3: In the new window that appears, you will see a link to download the installation file and license key.

Success!

SPIDEROAK ONE SECURE BACKUP (100% DISCOUNT)

YOUR REGISTRATION INFO

Promo

Note: Make sure to read the directions below to know how to use this!

YOUR DOWNLOAD

Your download will start automatically, or you can manually download from the link below.

Download 1: (32-bit) [SharewareOnSale Giveaway 32-bit SpiderOak_One_Secure_Backup_hub.exe](#)
 Download 2: (64-bit) [SharewareOnSale Giveaway 64-bit SpiderOak_One_Secure_Backup_hub.exe](#)
 Download 3: (Mac Mavericks & Sierra) [SpiderOakONE 7.1.0-osx.dmg](#)
 Download 4: (Mac High Sierra) [SpiderOakONE 7.1.0-osx_hs.dmg](#)
 Download 5: (Android) [SpiderOakONE on Play Store](#)
 Download 6: (iOS) [SpiderOakONE on App Store](#)

License Code

Link tải file cài đặt

Step 4: When installing, the software will require new account registration, you enter the registration information and click **Create Account** -> in the new window, click **Next** to continue.

SpiderOakONE Setup

Account Setup

Email

Full Name

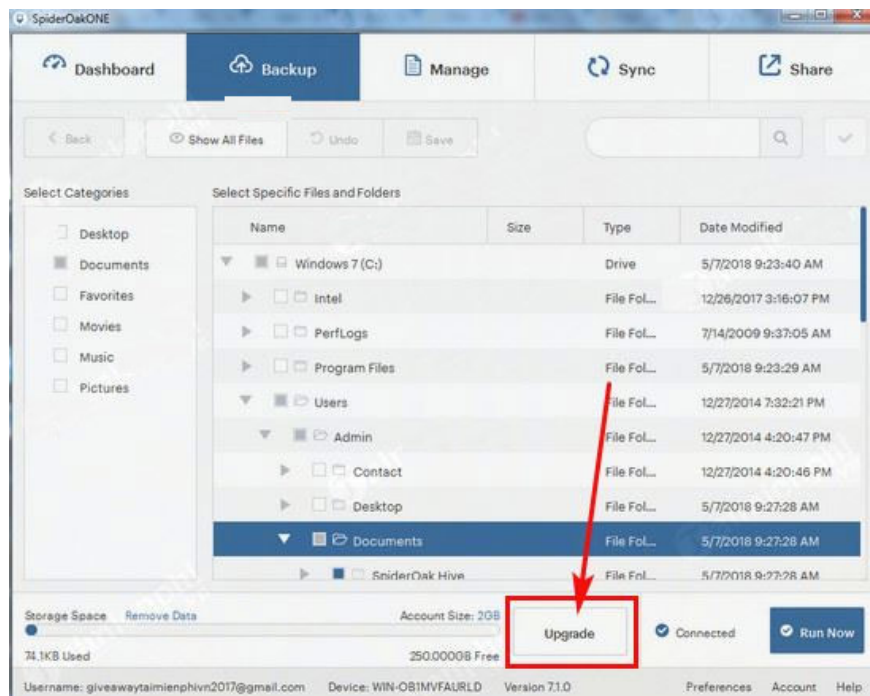
Password

Retype Password

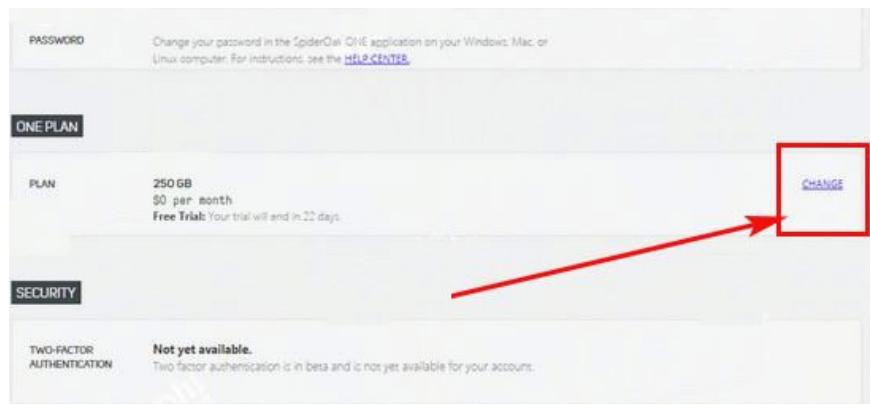
Password Hint

Network Settings... Sign In Create Account

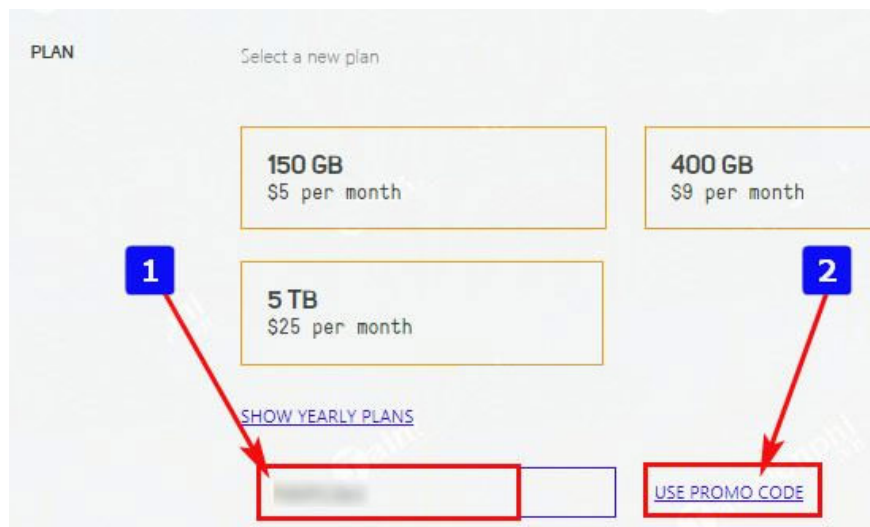
Step 5: In the new window, click **Upgrade** to activate the license.



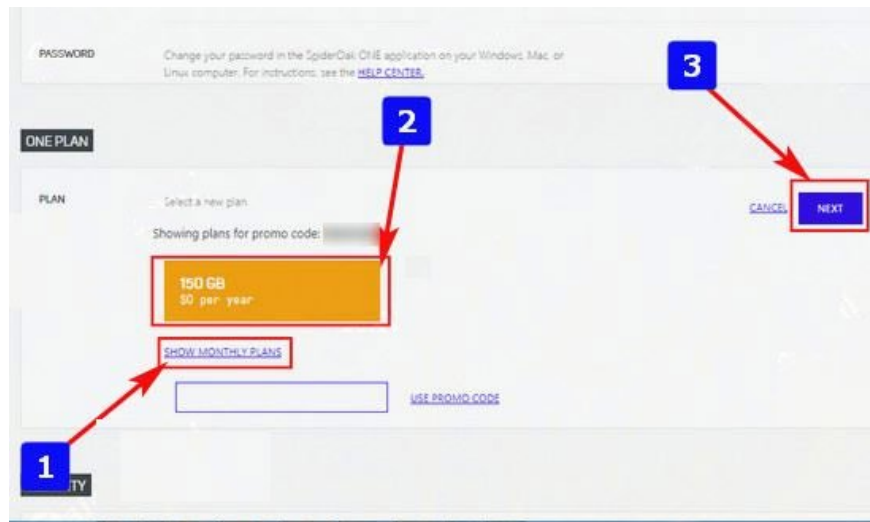
Step 6: A web page on the browser will appear, at the **ONE PLAN** section, click **Change** .



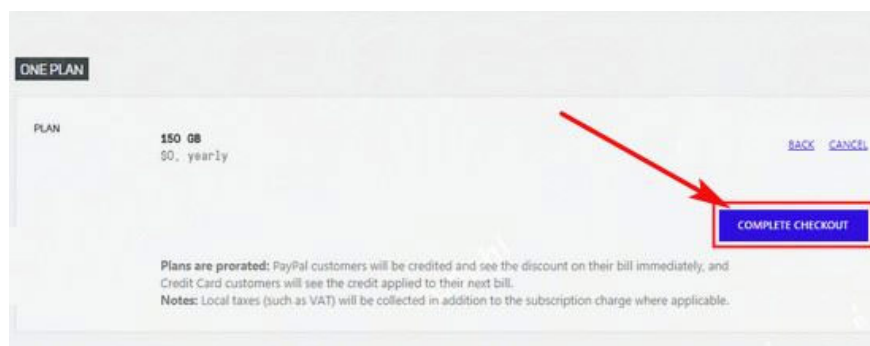
Step 7: Enter the key received in step 3 into the empty box and click **USE PROMO CODE** .



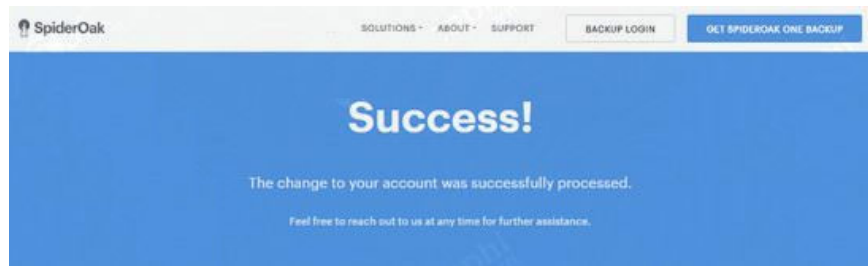
Step 8: Click on **SHOW YEARLY PLANS** -> **150GB PLAN** -> **Next** to continue.



Step 9: Click **COMPLETE CHECKOUT** to complete SpiderOak One Secure Backup license registration.



A successful free license activation message appears, you can use the software already.



Note:

1. The time for free registration of SpiderOak One Secure Backup will end at 16:00 on 11/5/2018
2. You will be able to use the software for free for 6 months to store up to 150GB.

You finished reading the article "**Download software that supports backing up SpiderOak One Secure Backup data for USD 30, free of charge**" edited by the [TipsMake](#) team. We hope this article has provided you with many useful tech tips and tricks. You can search for similar articles on tips and guides. Thank you for reading and for following us regularly.