

## Download RiME, an interesting third-party puzzle adventure game, priced at \$ 11.99, free of charge

RiME is an extremely interesting third-party puzzle adventure game. In the game, the player controls a boy who doesn't remember anything stuck in a mysterious island with a giant tower in the center.

RiME is an extremely interesting third-party puzzle adventure game. In the game, the player controls a boy who doesn't remember anything stuck in a mysterious island with a giant tower in the center. Under the guidance of a fox, the player needs to help the boy discover the island's mystery, solve puzzles to open the locked door to find out what happened to him and find his way home.





The graphics in the game are highly appreciated by the true re-enactment of wild animals, forgotten ruins, huge towers and spectacular scenes inspired by the wonders of the Mediterranean. The music in the game smoothly creates attraction for players.

Currently RiME game (\$ 11.99) is available for free on Epic Games Store until May 30, 2019. If you love the puzzle-matching adventure game genre, you can quickly register and download it before the promotion ends.


## **Configuring required to play RiME game smoothly.**

- Windows 7-64 bit (hoặc cao hơn)
- CPU Intel Core i5 2310 2.9 GHz - AMD FX-6300 (hoặc cao hơn)
- HDD 7.7 GB (hoặc cao hơn)
- RAM 4 GB (hoặc cao hơn)
- GTX 550 Ti 1GB - Radeon 6950 1GB (hoặc cao hơn)






## **Instructions to download and install RiME game on Windows:**

Step 1: Register for an Epic Games account, if not yet.

1. Log in ?? tài kho?n Epic c?a b?n



## Create Account




SIGN UP

VIETNAM ▼

\* FIRST NAME

\*LAST NAME

\*DISPLAY NAME 

\*EMAIL

\*PASSWORD

I have read and agree to the [terms of service](#).

CREATE ACCOUNT

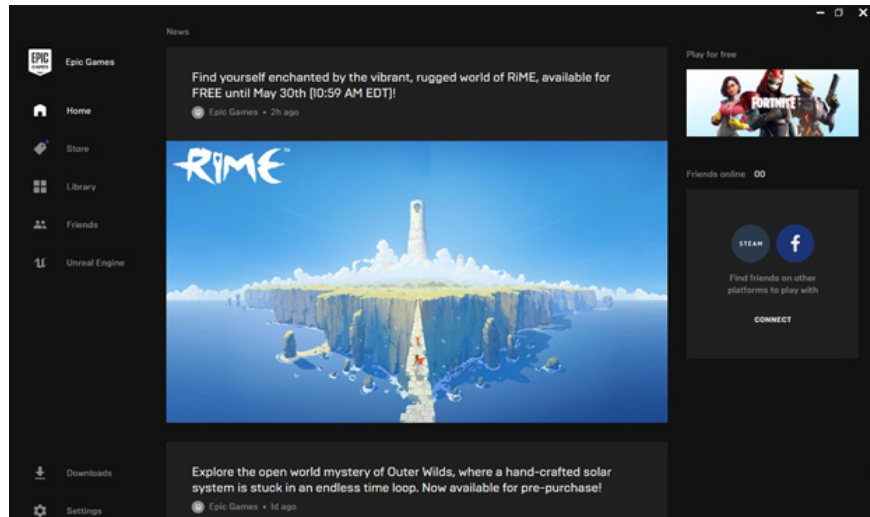
Have an Epic Games account? [Sign In](#)

Step 2: Log in Epic Games account.


Step 3: Download and install Epic Games Launcher on your computer.

1. Download Epic Games Launcher for Win / Mac

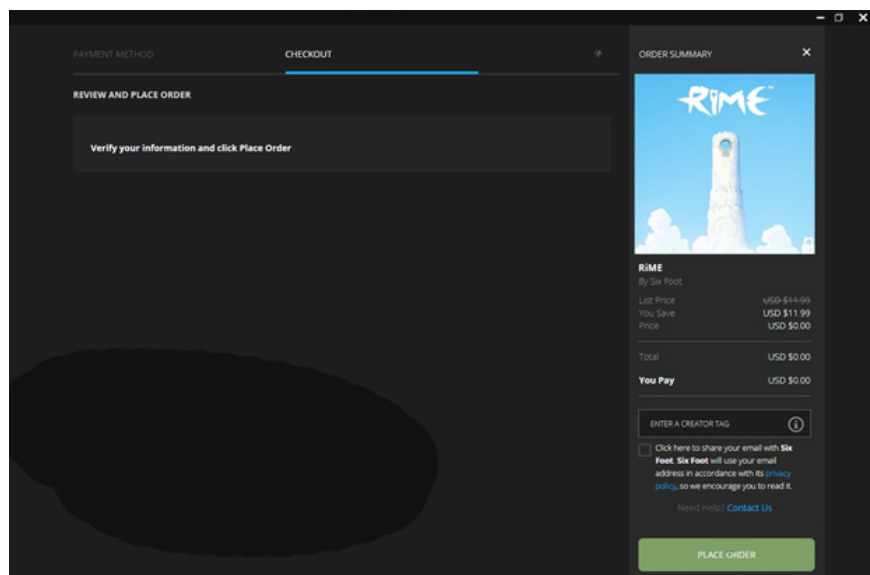
Step 4: After installing Epic Games Launcher, open the application and click on the RiME avatar on the homepage.



Step 5: Click Free to pay for 0 VND.



Step 6: Click Place Oder to complete the payment. The message Thank you for buying appears!



You finished reading the article "**Download RiME, an interesting third-party puzzle adventure game, priced at \$ 11.99, free of charge**" edited by the [TipsMake](#) team. We hope this article has provided you with many useful tech tips and tricks. You can search for similar articles on tips and guides. Thank you for reading and for following us regularly.

---