

Download Pascal and install Pascal on Windows

Pascal is a fairly old programming language, running on DOS. Therefore, to install Pascal on Windows 7, Windows 10 or other Windows versions, you must use DOSBox or Pascal installer with this tool built-in. Below is the instruction to download Pascal and run Pascal on Windows, invite you to follow along.

Pascal is a fairly old programming language, running on DOS. Therefore, to install Pascal on Windows 7, Windows 10 or other Windows versions, you must use DOSBox or Pascal installer with this tool built-in. Below is the instruction to download Pascal and run Pascal on Windows, invite you to follow along.

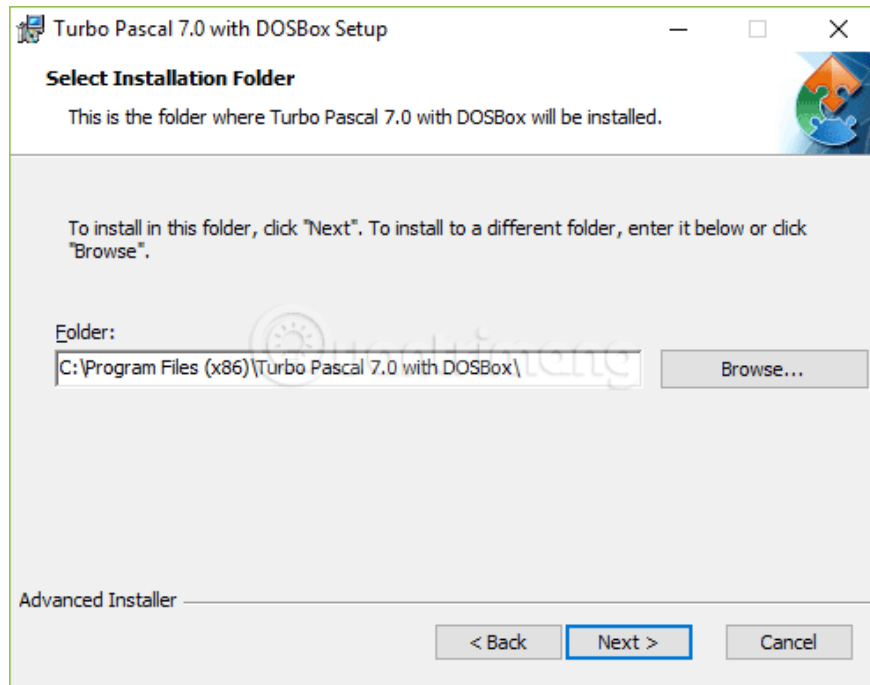
The Pascal installer below has built DOSBox, so installing Pascal on Windows will be much easier, regardless of whether you install Pascal on Windows 10, 8 / 8.1 or Windows 7, XP. The article will install and run Pascal on Windows 10.

First, download Pascal to your computer and then double-click the pascal_70.msi file to install. The program is very clean, without any miscellaneous tools, so you can close your eyes to Next until Finish.

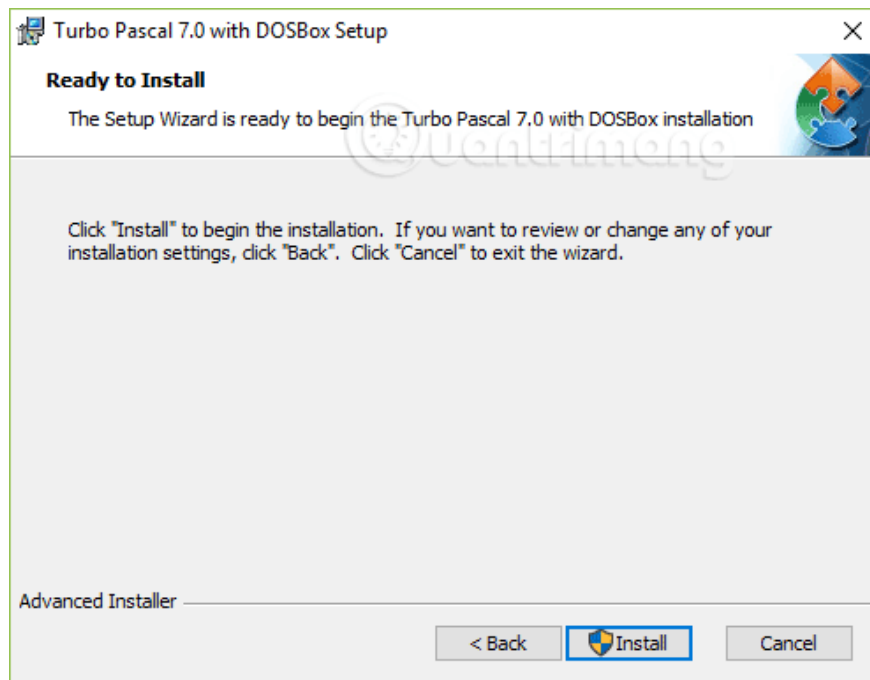
Click **Next** to install Turbo Pascal on your computer:



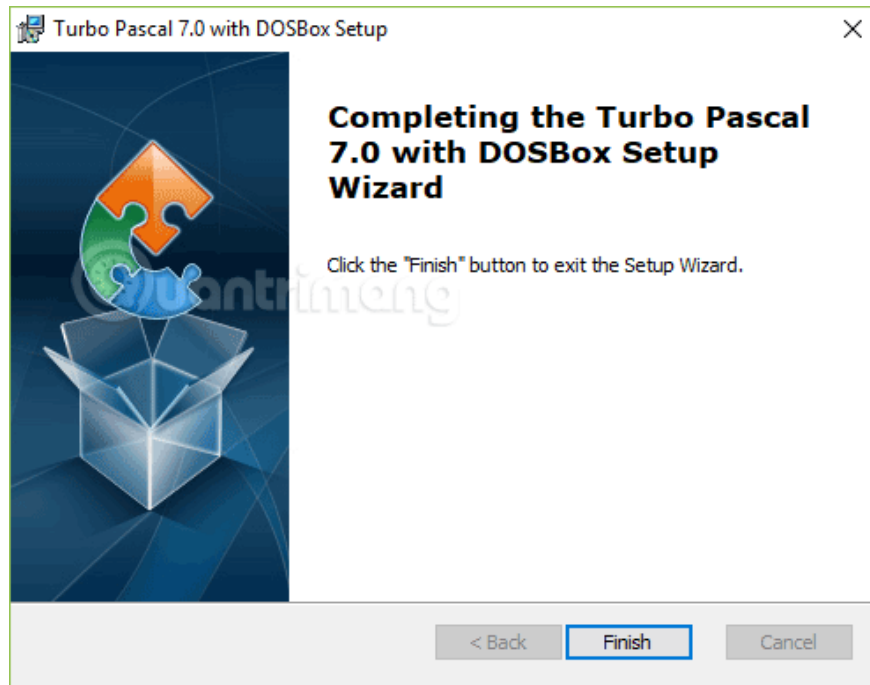
Select the folder to install Pascal:



Click **Install** to install, then Windows will bring up the authentication window, click OK to continue.



Wait a moment for Pascal installation to complete, then click **Finish** :

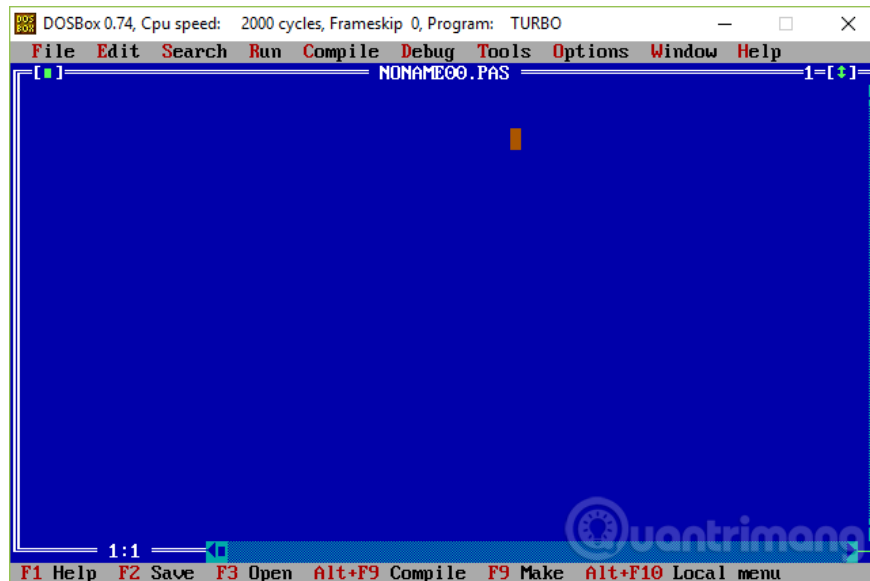


Back to the desktop you will see Turbo Pascal shortcut as shown below, double click it to open the Pascal interface:

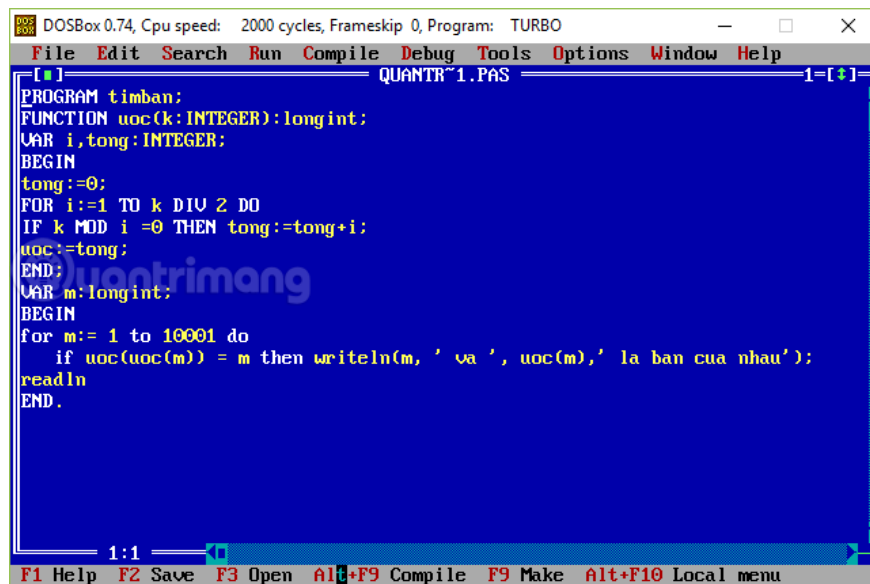


Pascal's main interface has appeared, you can immediately code, open the available .pas file (go to **File > Open** or press **F3**). Note: To open the .pas file faster, you should copy them to the Pascal's BIN directory, if the installation process happens by default, this folder is located at:

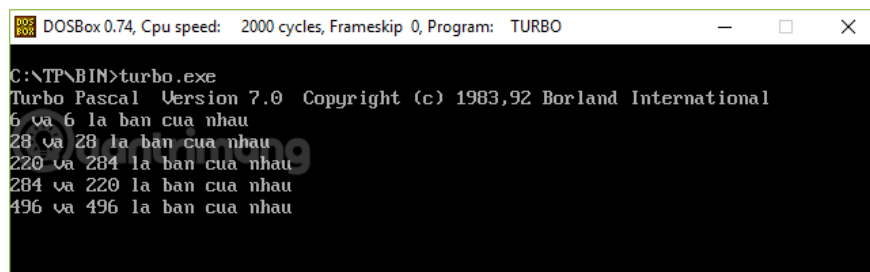
C: DOSBoxTPBIN



I tried a pascal file:



To run the above code, press **Ctrl + F9** or go to **Run > select Run** . And it will run as follows:



Video tutorial for installing Pascal on Windows 10

Installing Pascal on modern Windows computers was much faster when it was built into DOSBox. Although Pascal is no longer used in practice, Pascal is still the programming language used to teach in many schools, from elementary to professional. Hope this article will be useful for you.

See more:

1. What is Python? Why choose Python?
2. Basic Java exercises, with sample decoding
3. C ++ exercises have solutions (sample code)

You finished reading the article "**Download Pascal and install Pascal on Windows**" edited by the [TipsMake](#) team. We hope this article has provided you with many useful tech tips and tricks. You can search for similar articles on tips and guides. Thank you for reading and for following us regularly.