Download link for Windows 10 May 2020 Update ISO 64bit, 32bit

Access the Windows 10 May 2020 Update ISO download link below to download and install the next major Windows 10 update and experience a host of new features and changes.

Just a few weeks after releasing the **Windows 10 May 2020 Update** for beta testers, Microsoft has officially released the next major Windows 10 update to users through the Windows Update system. Below are the download links for the Windows 10 May 2020 Update ISO for both 64-bit and 32-bit versions.

Download link for Windows 10 May 2020 Update ISO

To download and install the Windows 10 May 2020 Update ISO, you can access it here.

As usual, every year the Redmond-based software giant releases two major Windows 10 updates for users, one in the spring and one in the fall.

The Windows 10 May 2020 Update is the latest Windows 10 update currently available. Below, TipsMake will highlight the new features in the Windows 10 May 2020 Update.

Windows Update improvements

Windows Update on Windows 10 will automatically install some updates when they become available. With the new update, the Windows Update feature has been improved, displaying all updates in a single window, including driver updates , feature updates, and quality updates.

To open this window, go to **Settings => Update and Security => Windows Update => View optional updates,** where you can select any update to install.

Experience the new Cortana.

Microsoft is adding a new Cortana experience with an interface designed based on the chat interface of messaging apps like Skype, Zalo, etc. From now on, users can type questions instead of speaking as before.

Additionally, users can now resize and move the Cortana window to any position on the desktop by clicking and dragging the Title bar, supporting both dark and light themes.

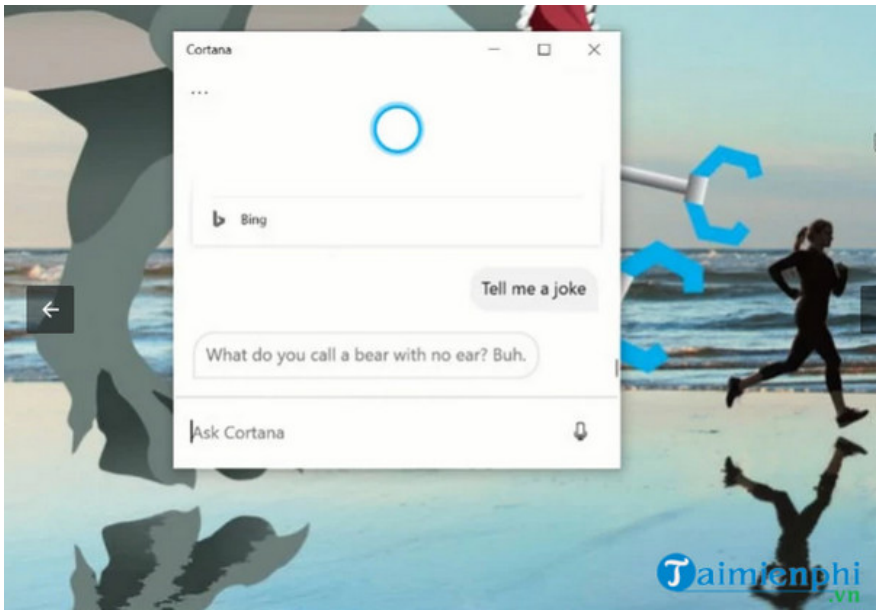

Cloud Download option

The new update includes a new Cloud Download option; use this to reset your PC to its original default state. Go to **Settings** => **Update and Security** => **Recovery** , select reset your Windows 10 and erase everything.

You will then see the Cloud Download option . Click on this option, and the system will download and install the latest version of Windows 10.

Faster Windows search

The Windows 10 May 2019 Update fixes a Start Menu search issue that used an outdated search index. However, these indexes consume significant system resources and cause performance-related problems.

Microsoft says the new Windows 10 update optimizes the indexers, making searches much faster.

Display hard drive type information in Task Manager.

Task Manager has been updated to display additional information about the type of hard drive, making it easier for users to see which hard drive their computer is using, SSD or HDD. This information is displayed in **the Performance tab** . Open the Task Manager window using the shortcut **Ctrl + Shift + Esc** , then click on **More Details.**

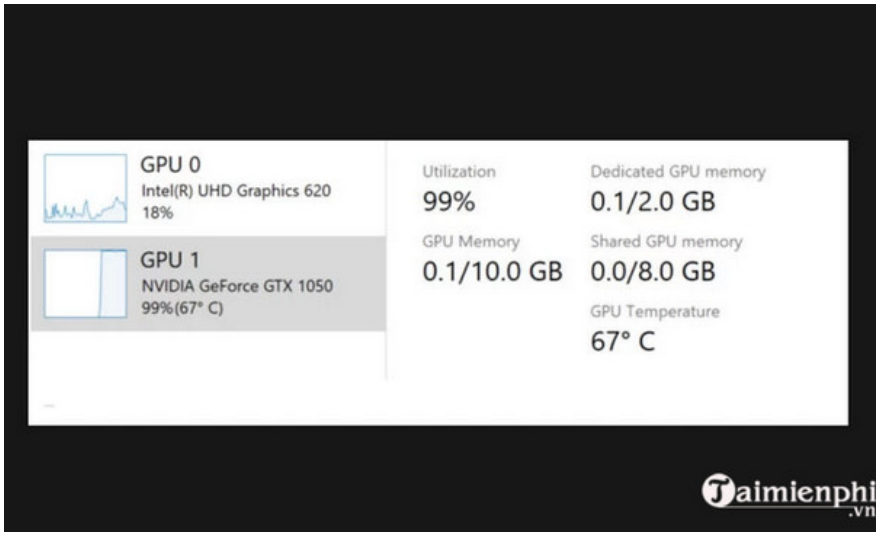

This tab also displays information about GPU temperature.

Display FPS in Xbox Game Bar

The Game Bar in the Windows 10 May 2020 Update will display both the FPS counter and achievement notifications as an overlay. Press **Windows + G** to open the Game Bar while playing a game to display the real-time FPS counter.

Passwordless login option

To access the " Make your device passwordless " login option , go to **Settings** => **Accounts** => **Sign-in** . Essentially, this feature removes the password and requires users to log into their PC using a PIN or Windows Hello biometric security features such as facial recognition or fingerprint unlocking.

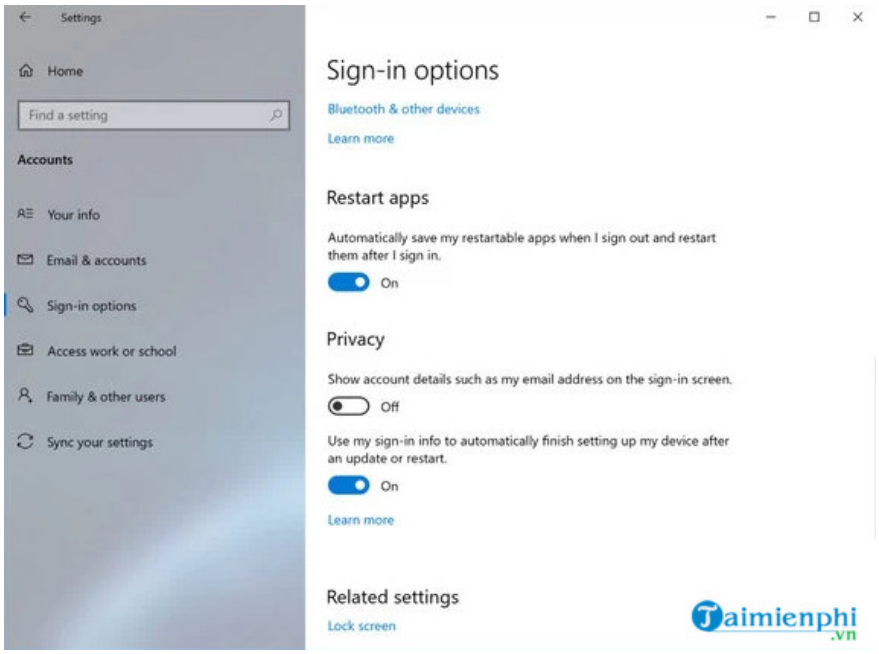

Rename virtual desktop

With the latest Windows 10 update, users can now easily rename virtual desktops instead of using default names like Desktop 1 or Desktop 2, etc.

Simply click on the desktop name in the upper corner of the Task View window and enter any name you want to use, even an emoji.

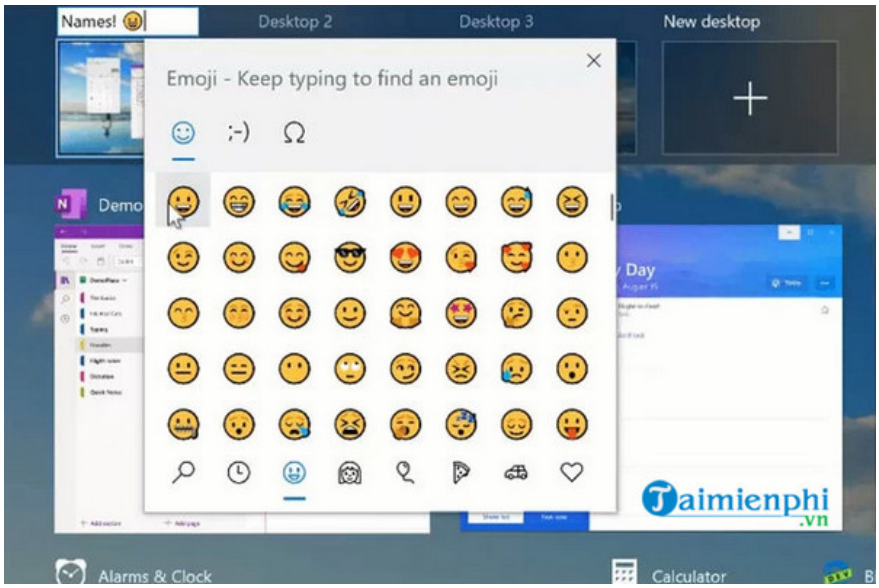

The Network Status window has been redesigned.

The Network Status window (located in **Settings** => **Network and Internet** => **Status**) has been redesigned, displaying all networks in the upper corner of the window.

Network camera support

Microsoft is adding support for IP-based cameras to versions of Windows 10. Users can add network-based cameras by going to **Settings** => **Devices** => **Bluetooth and other devices** => **Add Bluetooth or other device.**

If a camera is detected on the local network, Windows 10 will add it to the system, or you can add it yourself.

Disable applications from automatically restarting upon login.

Windows 10 automatically reopens applications like the Chrome browser after a PC restart. In the latest Windows 10 update, users can disable this option by going to **Settings => Accounts => Sign-in options.** Under **Restart apps** , find and turn off the option " **Automatically save my restartable apps when I sign out and restart them."** .

Paint and WordPad have been improved.

Microsoft has made Paint and WordPad optional features, meaning users can now uninstall these applications to free up space. Go to **Settings** => **Apps** => **Apps and features** => **Optional features.** Here you will see options for Paint, WordPad, Windows Media Player, etc.

Windows Subsystem for Linux 2

The biggest change in the May 2020 Update is the inclusion of a custom kernel in the Windows Subsystem for Linux 2 (WSL 2). This improves the performance of the Linux Subsystem on Windows.

Microsoft says it will add support for Linux GUI applications or GPU hardware acceleration in future updates.

Above is the download link for the Windows 10 May 2020 Update ISO. Additionally, if you have any further questions or need clarification, such as how to install Windows 10 , please leave your comments in the section below the article.

You finished reading the article "**Download link for Windows 10 May 2020 Update ISO 64bit, 32bit**" edited by the **TipsMake** team. We hope this article has provided you with many useful tech tips and tricks. You can search for similar articles on tips and guides. Thank you for reading and for following us regularly.

© 2019 TipsMake.com