

Download link for Windows 10 Build 19603 ISO file

Currently, Microsoft has shared the download link for the Windows 10 Build 19603 ISO file on its website, but the number of users who can download it is limited. Besides fixing bugs in previous versions, this update also introduces the new, intelligent Microsoft News Bar tool, helping users stay updated on news more efficiently.

For users registered in the **Windows Insider program in Fast Ring** mode, the operating system will automatically update to Windows 10 Build 19603 on their device. For regular users, you can still download **the Windows 10 Build 19603 ISO file** and install it, but the process will be slightly more difficult.



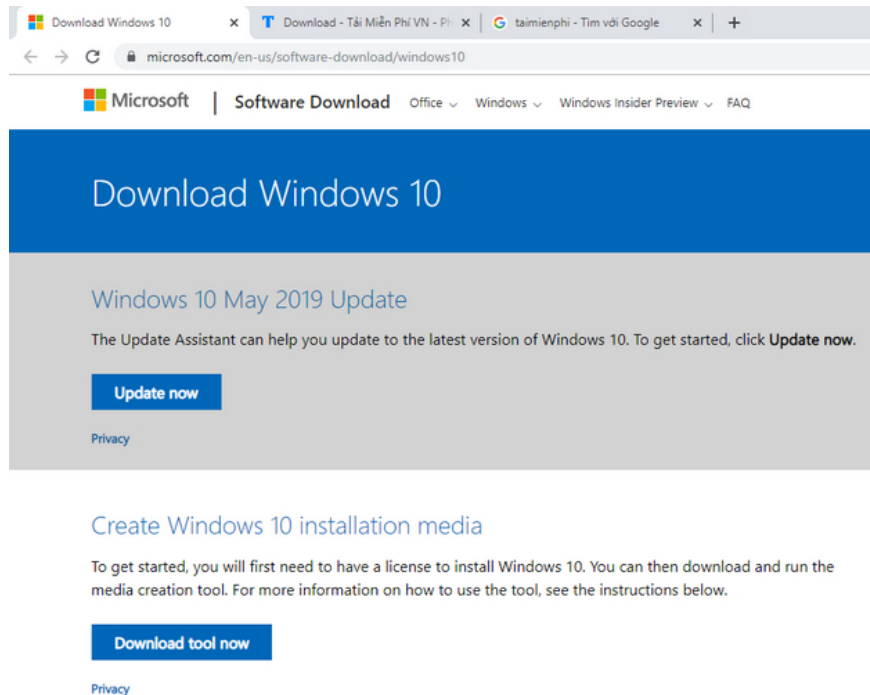
Instructions on how to download Windows 10 Build 19603 from Microsoft.

In this guide on how to get the download link for the Windows 10 20H1 ISO file, the procedure requires using **Developer Tools** mode on the Google Chrome browser. Users using other browsers can quickly download and install Google Chrome via the following link:

- Download Google Chrome: Download **Chrome**

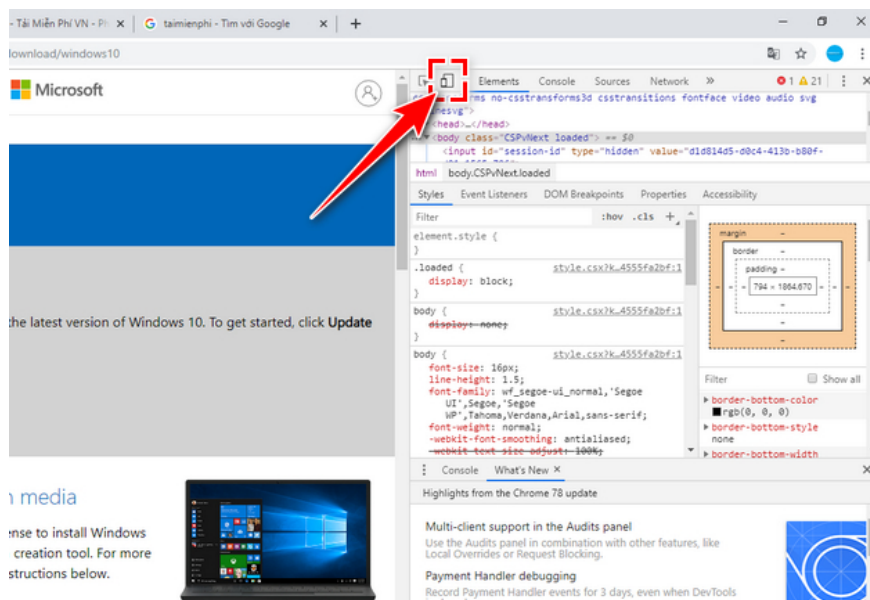
How to get the download link for the Windows 10 Build 19603 ISO file.

Step 1: Open the Google Chrome browser on your device. Click on the link to download the Windows 10 Build 19603 ISO file **here**.

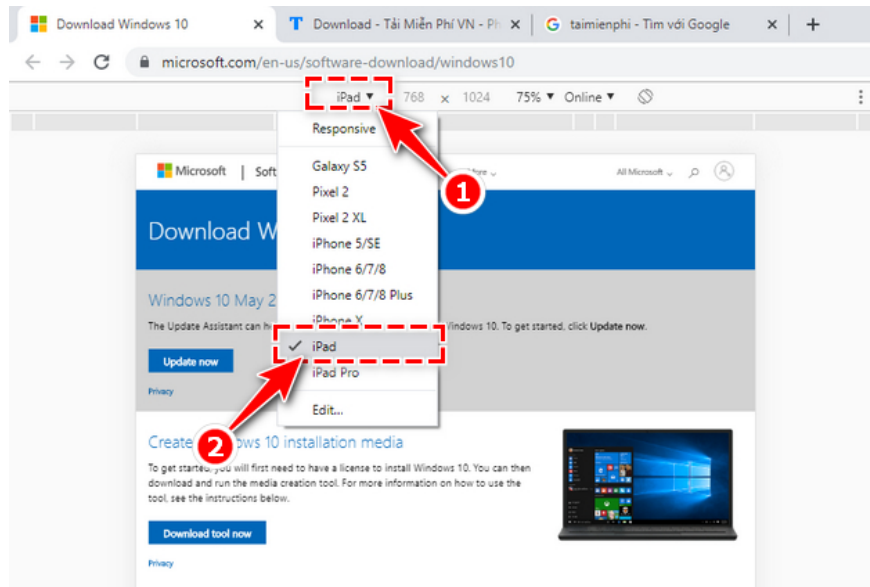


Step 2: Press the **F12** key to activate **Developer Tools** mode .

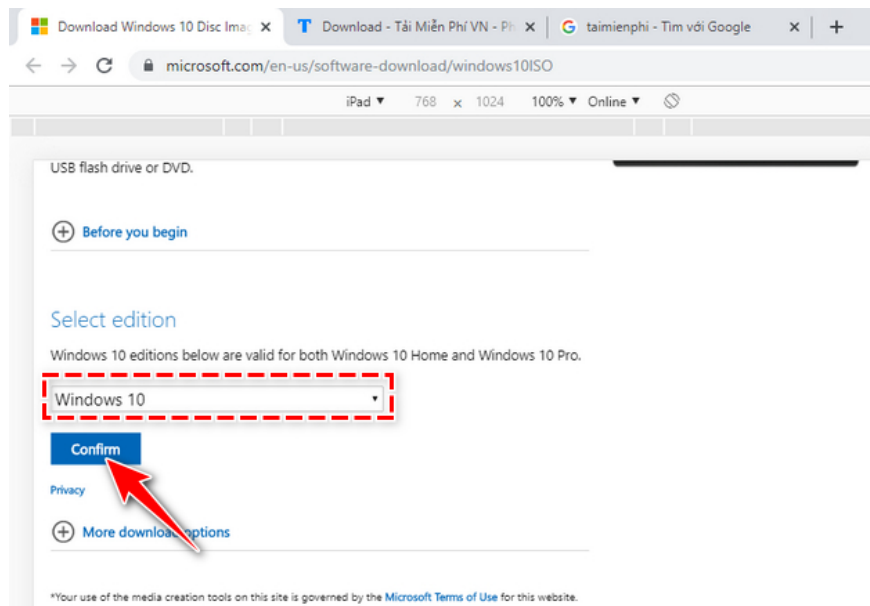
Step 3: In the **Developer Tools** workspace , click the **Toggle device toolbar** (shortcut **Ctrl + Shift + M**) located in the upper left corner.



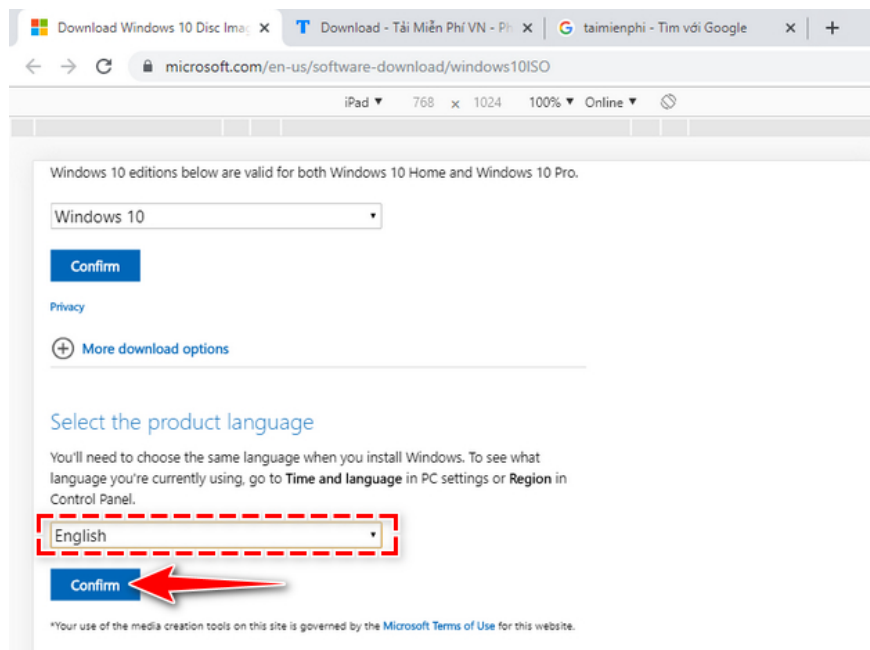
Step 4: On the website content screen, click **the tool at the top of the screen** to change the viewing mode to **iPad** .



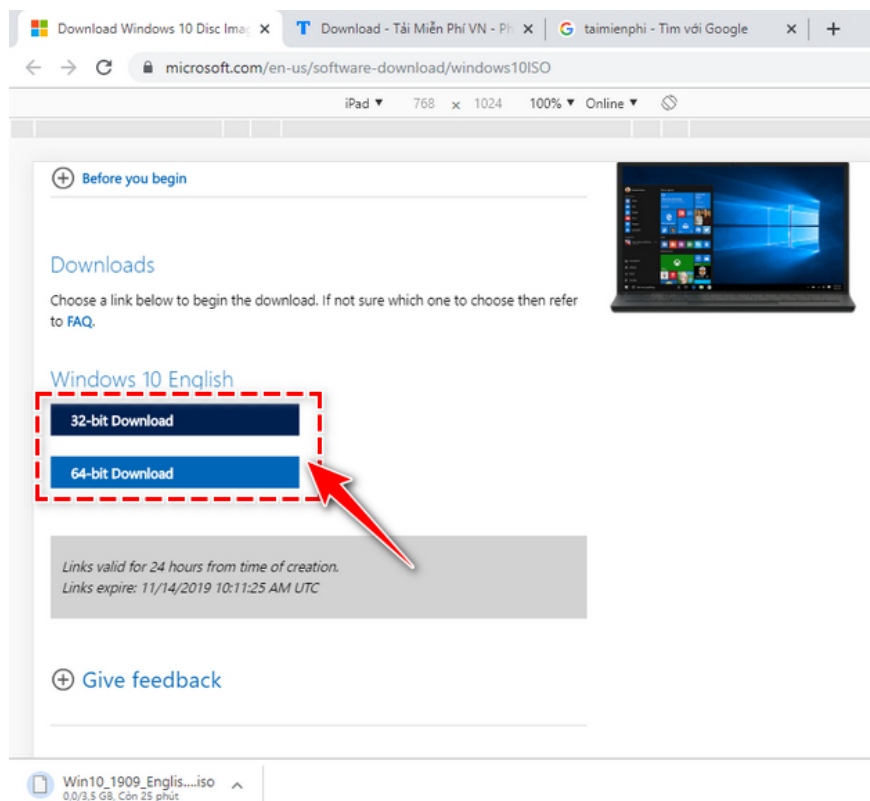
Step 5: Press **F5** to refresh the page. The Windows 10 download screen from Microsoft will now display an additional " **Selection Edition**" option. Click on the toolbox, select **Windows 10** , and then click the "**Confirm**" button .



Step 6: Next, in the "Select the product language" section, click the toolbox and choose your preferred language. Click "**Confirm**" to proceed to the next step.



Step 7 : At this point, the website will display two download links for the **32-bit** or **64-bit** version . Click on the link to download the Windows 10 Build 1909 ISO file that you need.



The process of downloading Windows 10 from Microsoft takes quite a long time due to its large size; throughout this process, you need to maintain a stable internet connection.

Since Windows 10 Build 1909 is still in the testing phase, primarily for Windows Insider users, it may not yet

be updated on Microsoft's website. If you are unable to obtain the download link for the Windows 10 Build 19603 ISO file, please wait and try again at a later time.

You finished reading the article "**Download link for Windows 10 Build 19603 ISO file**" edited by the [TipsMake](#) team. We hope this article has provided you with many useful tech tips and tricks. You can search for similar articles on tips and guides. Thank you for reading and for following us regularly.
