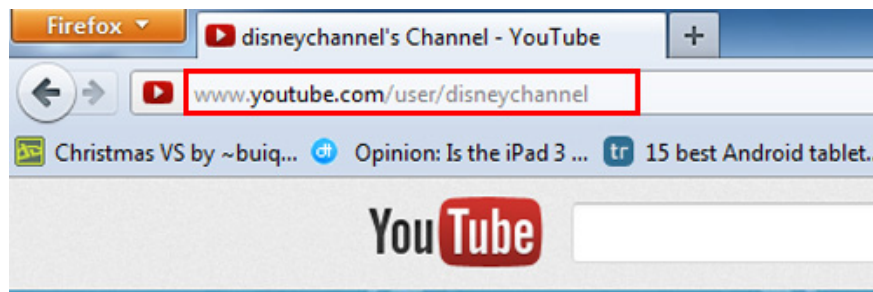


Download and batch format videos from Youtube

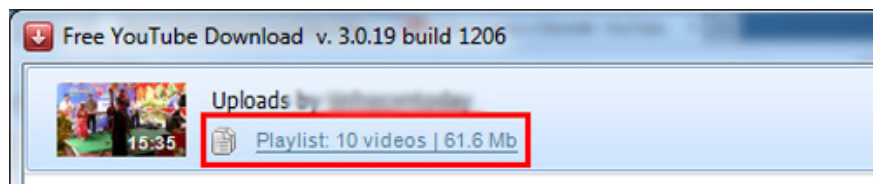
In addition to downloading videos, Free YouTube Download also supports format conversion for a variety of videos, and allows you to choose video quality before downloading. Free YouTube Download is 18 MB in size, compatible with all Windows ...

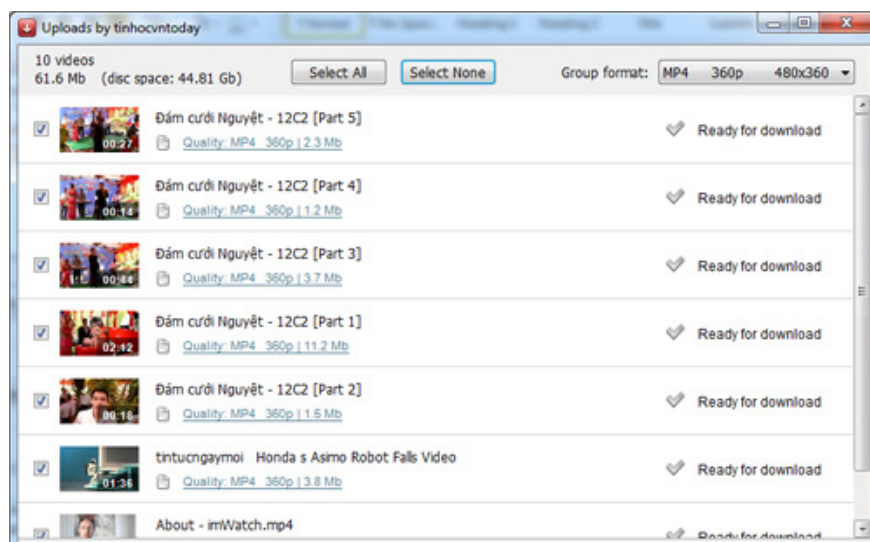
In addition to downloading videos, Free YouTube Download also supports format conversion for a variety of videos, and allows you to choose video quality before downloading. Free YouTube Download has a capacity of 18 MB, compatible with all Windows, free download here.

First, copy the link to the **Playlist** or **Channel** containing the video you want to download. At the main interface of the program, press **Ctrl + V** or **Paste** button to paste the copied link, the program will process the path and display the total number of videos available in the Playlist or Channel.

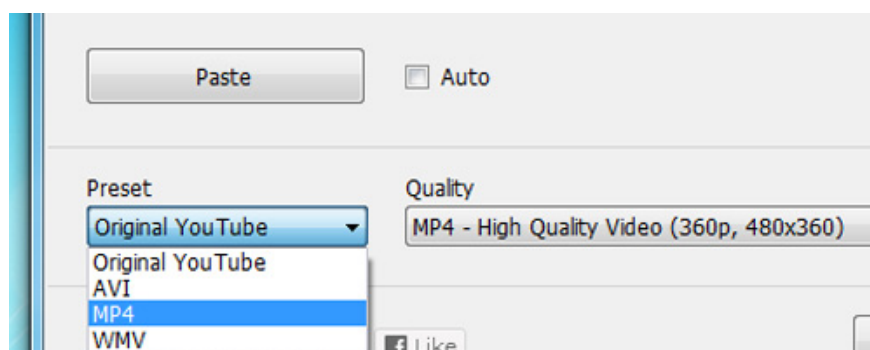


Want to select videos to download instead of full download, click the link **Playlist: x videos | y Mb** (where **x** is the total number of videos and **y** is the total size of those videos), pre-highlight the videos you want to select from the window that appears, click **OK** .

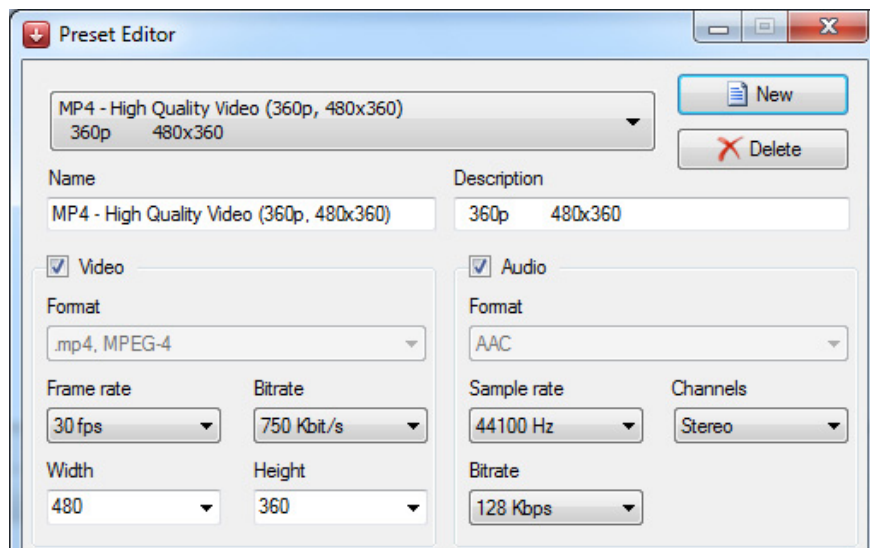




Back to the main interface, you choose the video format you want to convert automatically in the **Preset** section, the program supports conversion to MP4, AVI and WMV formats. In case you want to keep the original format, you select **Original YouTube**, then select the video quality level in **Quality**, including the levels: *Standard Quality 240p, Standard Quality 360p, High Quality 720p, High Quality 1080p, High Quality 4K*.



If you want to set the video download quality according to your own parameters, click the **Edit** button next to **Quality**, adjust the specifications below the **Video** and **Audio section**. Done, press the **OK** button.



Finally, you just need to press the **Download** button to automatically download the entire video to the device, the download speed is quite fast but also depends on the internet connection you are using. By default, the downloaded video will be stored in the *My Videos* folder in *My Documents* , you can change the archive folder by pressing the **Options** button on the main interface, opening the **Output** tab, typing the path to the desired folder Store in the **Output Folder** section, click **OK** .

You finished reading the article "**Download and batch format videos from Youtube**" edited by the [TipsMake](#) team. We hope this article has provided you with many useful tech tips and tricks. You can search for similar articles on tips and guides. Thank you for reading and for following us regularly.