

Discover 12 interesting features about Gmail

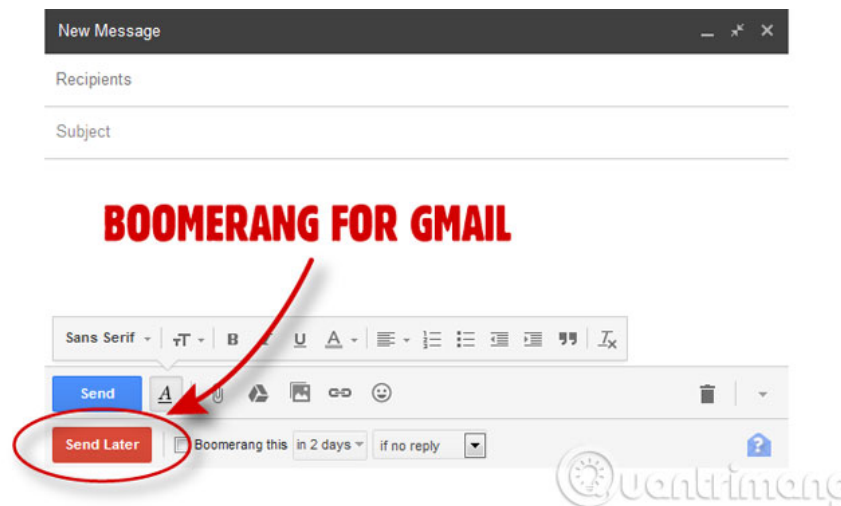
Gmail is the most popular and most popular email service in the world today. However, if you are just an ordinary user, you may not know the interesting hidden features of Gmail. Let's explore with us in the article below.

Gmail is the most popular and most popular email service in the world today. However, if you're just an ordinary user, you may not know the interesting "hidden" features of Gmail. Please join us "discover" in the article below.

1. Instructions for creating Email Group in Gmail
2. How to retrieve Gmail password
3. Instructions to delete spam automatically in Gmail

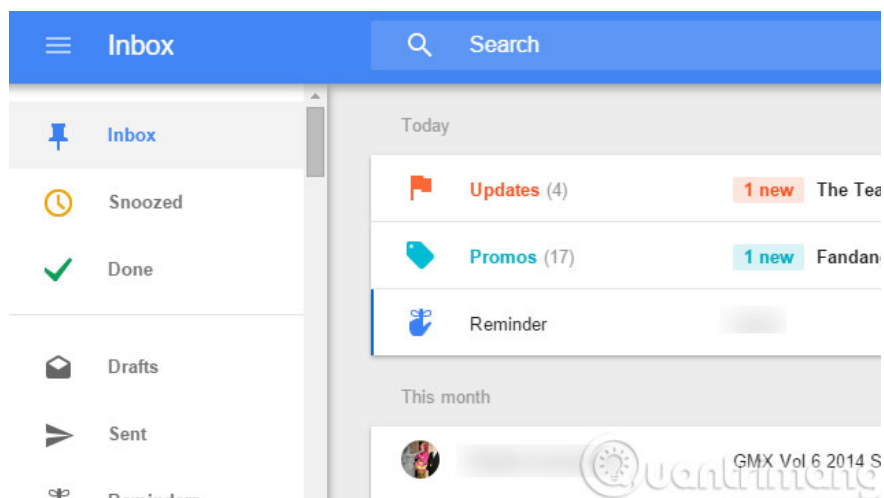
Schedule to send messages or read later

1. Schedule a message



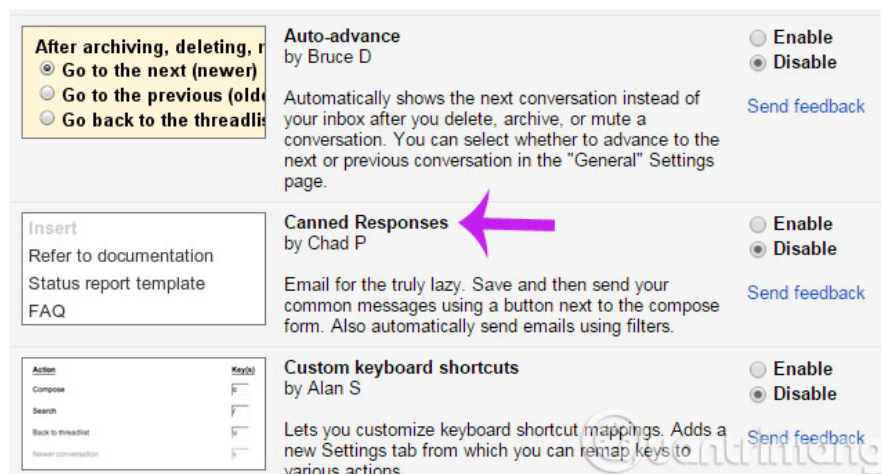
Gmail users who want to use the mail scheduling feature can use an extension like **Right Inbox** or **Boomerang** to do it. Both of these services will allow you to send up to 10 scheduled, free and unlimited monthly mail messages with a starting fee of \$ 5 per month.

2. Report the email



Users can also schedule email reminders to appear on Gmail's Inbox page with a specified time period. **Gmail Snooze** extension will be a great option for you.

3. Send pre-set feedback

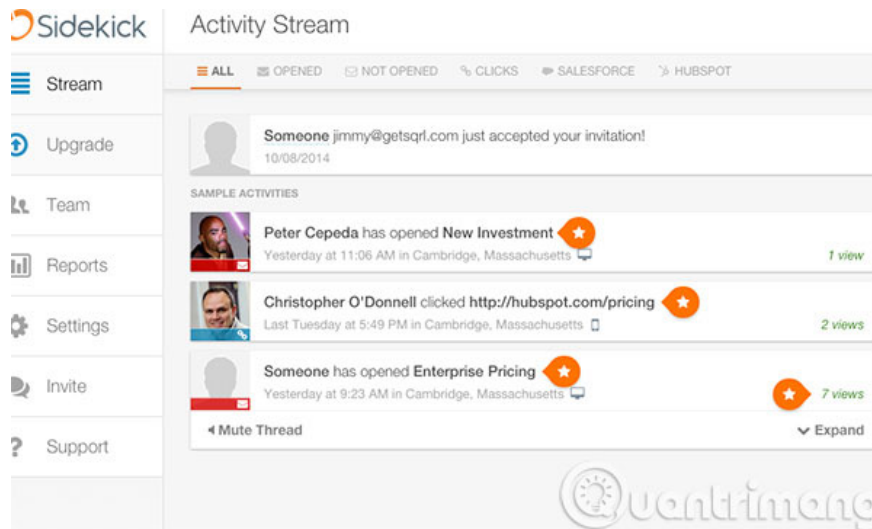


To save time in responding to emails, users may consider creating messages that are available to respond immediately. This is one of the features in the **Lab** section of **Settings**.

Follow the reader

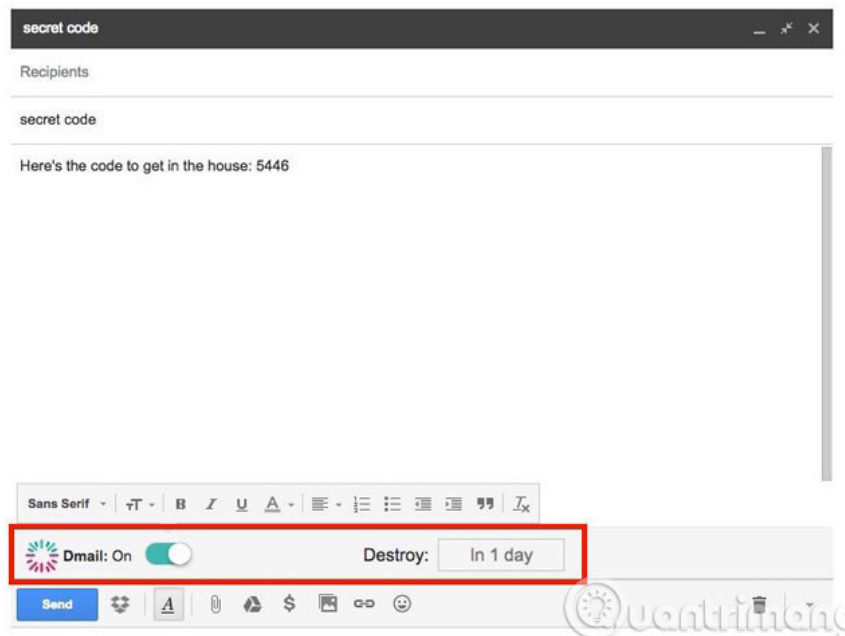
4. Find out if your email has been read yet?

There are many useful Chrome extensions that serve users to find out if their mail has been read by the recipient. These are **Bananatag Email Tracking**, **Sidekick** and **Intelliverse Email Tracker**.



These extensions will also enable the display of the recipient's opening times, opening and opening times. These three services will also provide a limited amount of mail that can be tracked for free.

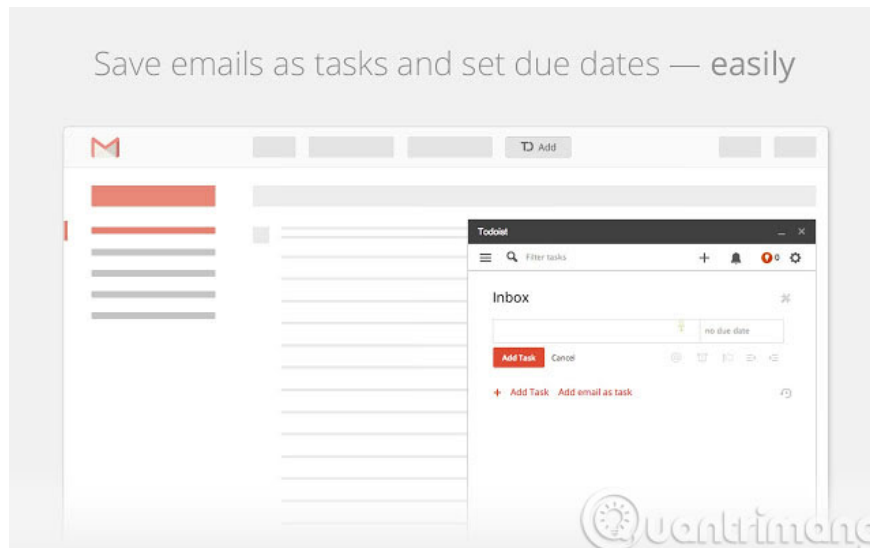
5. Cancel mail easily



Extension named **Dmail** on **Chrome** will be very useful when users want to cancel email. Recently, users can also undo sending emails through a newly provided feature on the Lab section.

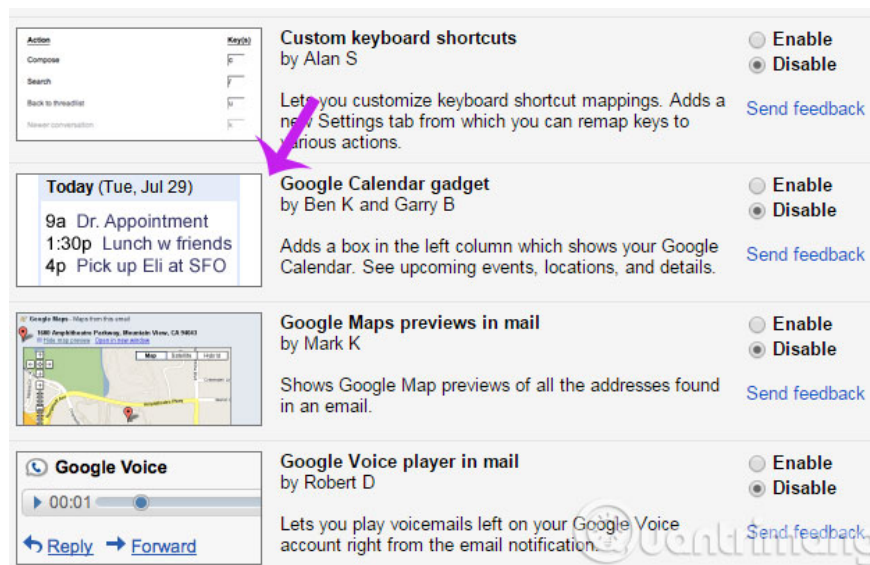
6. Create a to-do list

To create a to-do list, simply download **Remember The Milk** extension on the Chrome or Firefox store. Or you can turn messages into task tasks that need to be done and connect to your to-do list with Google Calendars and contacts.



Meanwhile, **Todoist for Gmail** plug-in will help organize the list of jobs over time. This extension also has a mobile version that can access the job list anywhere, anytime.

7. Schedule an appointment

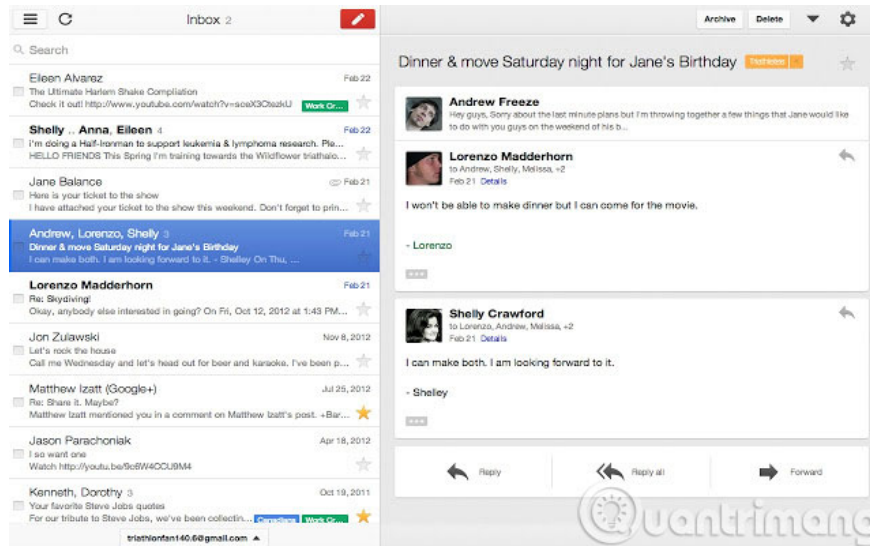


Gmail Lab has a feature that allows you to put **Google Calendar** into your inbox to easily schedule appointments.

8. Receive all messages in the same interface

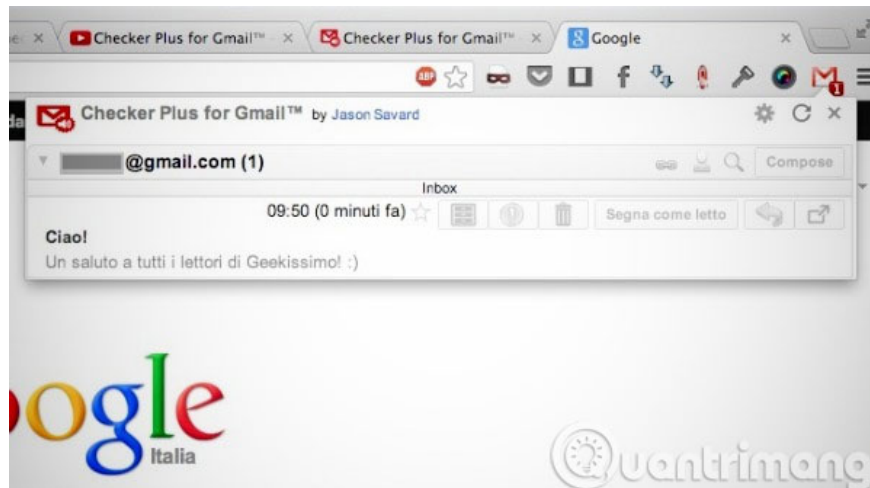
Gmail also has a special option in the Lab section that allows users to check multiple Gmail accounts at the same time.

9. Use offline



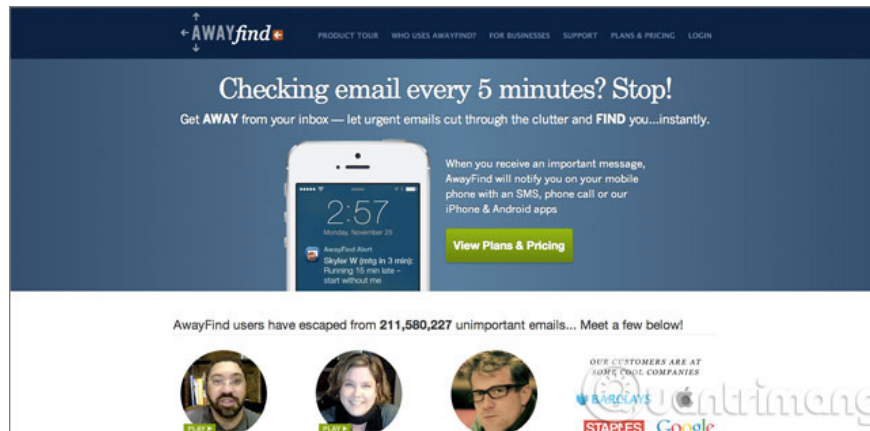
Gmail Offline is a separate application from Google that allows users to read and reply to messages without an Internet connection.

10. Get quick notifications



Extension called **Checker Plus** on Chrome will help display the message without having to access Gmail. Users can even reply directly through pop-up notifications that appear on the screen.

11. Ask Gmail to call or text you



AlwaysFind is a paid service that promises to help you forget the annoying mailbox. This service will call or text directly to users right after receiving a new email.

12. Unified Gmail experience with Inbox by Gmail

Inbox by Gmail is a new application launched not long ago by Google. This new application to a completely different and very impressive email experience style. Inbox by Gmail includes a to-do list, snooze options, scientifically selected email and a simple and sophisticated interface. This application is available for both desktop and mobile.

Good luck!

You finished reading the article "**Discover 12 interesting features about Gmail**" edited by the [TipsMake](#) team. We hope this article has provided you with many useful tech tips and tricks. You can search for similar articles on tips and guides. Thank you for reading and for following us regularly.