

# Decoding 8 icons often appears on the iPhone screen but not everyone knows


Here is the true meaning of the 8 icons that often appear on the iPhone screen, not everyone knows to help users better understand the iOS operating system on their device.

iPhone has a fairly simple user experience, but there are still a few icons on iOS that make it difficult for users to know exactly what it wants to describe.

Here is the meaning of 8 icons that often appear on the iPhone screen, not everyone knows to help users better understand the iOS operating system on their devices.


## 1. TTY (Teletype)

TTY is a specially designed feature that makes it easy for deaf people to answer phone calls.



To enable this feature, users access to Settings -> select General -> select Accessibility -> select TTY.

## 2. Switch Call - Call Forwarding



This feature allows users to divert calls to another already established phone number. Transfer Call is not popular, even many people have never used this feature. But this is a useful feature in case the device is busy, the device loses the wave . the user can switch to another desktop or phone.

To install this feature, go to Settings -> select Phone -> select Call Forwarding.


### 3. Do not disturb - Do not Disturb



When the Do Not Disturb mode is activated, users will see a 'Moon' icon in the right corner of the iPhone and iPad screen. At that time, the entire message will be turned off except for the alarm so that the user will not be bothered.

With this mode, the phone will automatically reject when a call comes in. To enable Do not Disturb mode, users go to Settings -> select Do Not Disturb.

### 4. GPS positioning



When GPS positioning is enabled, you will see an arrow icon in the right corner of the iPhone screen. If the arrow is purple, the application is using GPS, there is also a color that means in the last 24 hours there is an application that uses this location service.

To adjust the GPS positioning configuration, users access Settings -> select Privacy -> select Location Services.

### 5. GPRS / E



E  
GPRS

GPRS is 2G network, while E (EDGE) is 2.5G or 2.75G network, the old mobile data network standard with slow speed. These two icons only appear when your 3 / 4G connection is less difficult to access to the network or access at very slow speeds.


## 6. Screen lock



When this icon appears that means the iPhone or iPad cannot rotate the screen, no matter which direction the user rotates horizontally or sets the device, the display is still unchanged.

To turn off this mode, users only need to access the Control Center and click on the icon above.

## 7. Battery on Bluetooth-connected device



Some devices and accessories supported by Apple when connecting Bluetooth to iPhone, iPad will appear an extra battery icon next to the normal battery icon. The icon informs the battery status of the device, the accessories are connected via Bluetooth on the iPhone.

## 8. Personal access point - Personal Hotspot



When the iPhone screen appears with two interlocking circle icons and the status bar changes to light blue, it means that the iPhone is streaming via bandwidth obtained from the device's mobile network.

See more:

1. The interesting thing about Apple's iPhone is not everyone knows
2. Interesting facts about emoji, emoticons are used daily on the Internet
3. What do the strange icons on the back of the iPhone mean?

You finished reading the article "**Decoding 8 icons often appears on the iPhone screen but not everyone knows**" edited by the [TipsMake](#) team. We hope this article has provided you with many useful tech tips and tricks. You can search for similar articles on tips and guides. Thank you for reading and for following us regularly.