

# DAY function - The function returns the date value of a specific date in Excel

The DAY function: The function returns a date value in a specific date, month, and year format in Excel. Syntax: DAY (serial\_number)

The following article introduces you to the **DAY** function - 1 of the functions in the date and time group function is very popular in Excel.

## Hàm Day

**Description:** The function returns date values ??in specific date, month and year format in Excel.

**Syntax:** DAY (serial\_number)

Where: **serial\_number** is the date value of the date you are looking for.

**Attention:**

- Excel stores the date as a serial number to facilitate the calculation process.

**For example:**

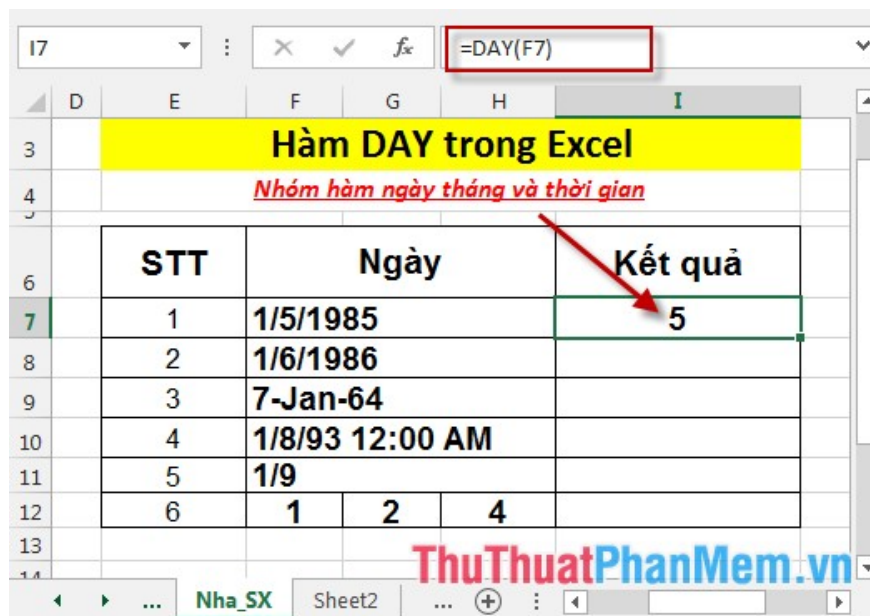
Calculate date values ??in the following date formats:

Hàm DAY trong Excel			
<i>Nhóm hàm ngày tháng và thời gian</i>			
STT	Ngày	Kết quả	
1	1/5/1985		
2	1/6/1986		
3	7-Jan-64		
4	1/8/93 12:00 AM		
5	1/9		
6	1	2	4

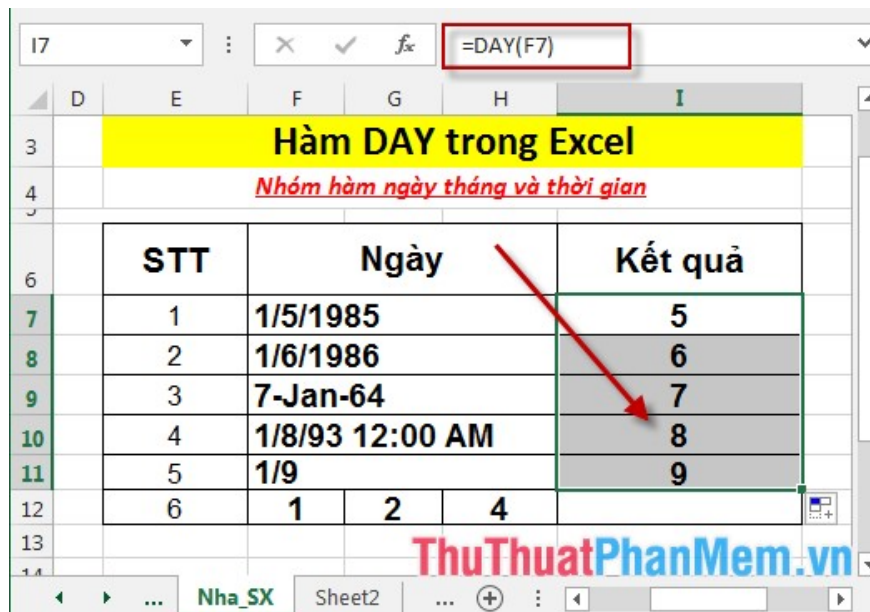
- In the cell to calculate enter the formula: = DAY (F7).

Hàm DAY trong Excel			
<i>Nhóm hàm ngày tháng và thời gian</i>			
STT	Ngày	Kết quả	
1	1/5/1985	=DAY(F7)	
2	1/6/1986		
3	7-Jan-64		
4	1/8/93 12:00 AM		
5	1/9		
6	1	2	4

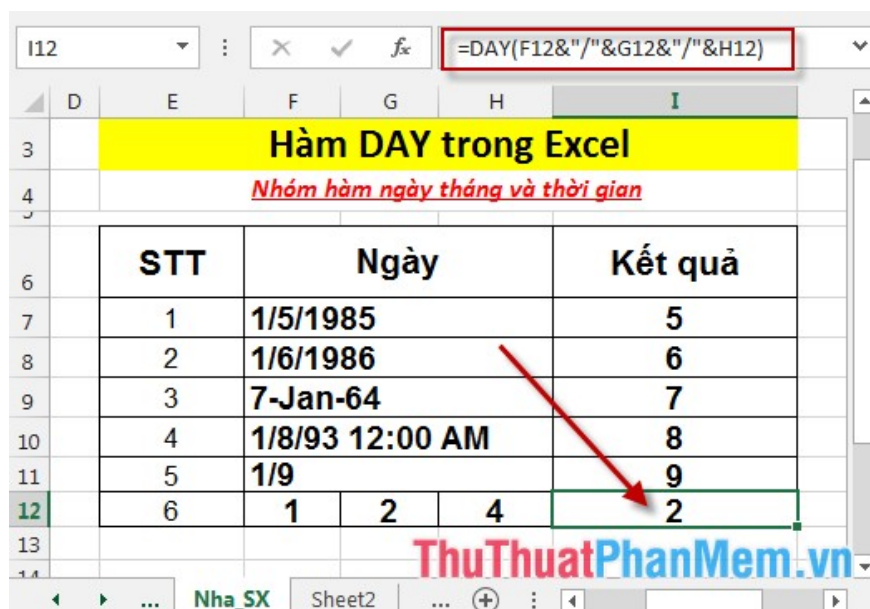
- Press **Enter** -> return value is:



- Similarly copying the formula for the remaining values ??results:



- Where the day, month, and year values ??are individual values ??-> enter the following formula: = DAY (F12 & "/" & G12 & "/" & H12) -> press **Enter** -> return value is:



Above are instructions and some specific examples when using the **DAY** function in Excel.

Good luck!

You finished reading the article "**DAY function - The function returns the date value of a specific date in Excel**" edited by the [TipsMake](#) team. We hope this article has provided you with many useful tech tips and tricks. You can search for similar articles on tips and guides. Thank you for reading and for following us regularly.