

# Customize Android home screen for beginners

Here are a few tips to help your main screen work more conveniently.

Android is an open-source and customizable operating system that changes according to the way Smartphone makers do it for them. Even on your Android phone's main screen, you can make one The number of optional features is quite convenient, such as changing the wallpaper, selecting a new interface, adding widgets, creating a theme .

A lot of utilities that you can tweak right on the main screen without having to go into the settings menu. Below Quantrimang will send you some customized tips right on the main screen.

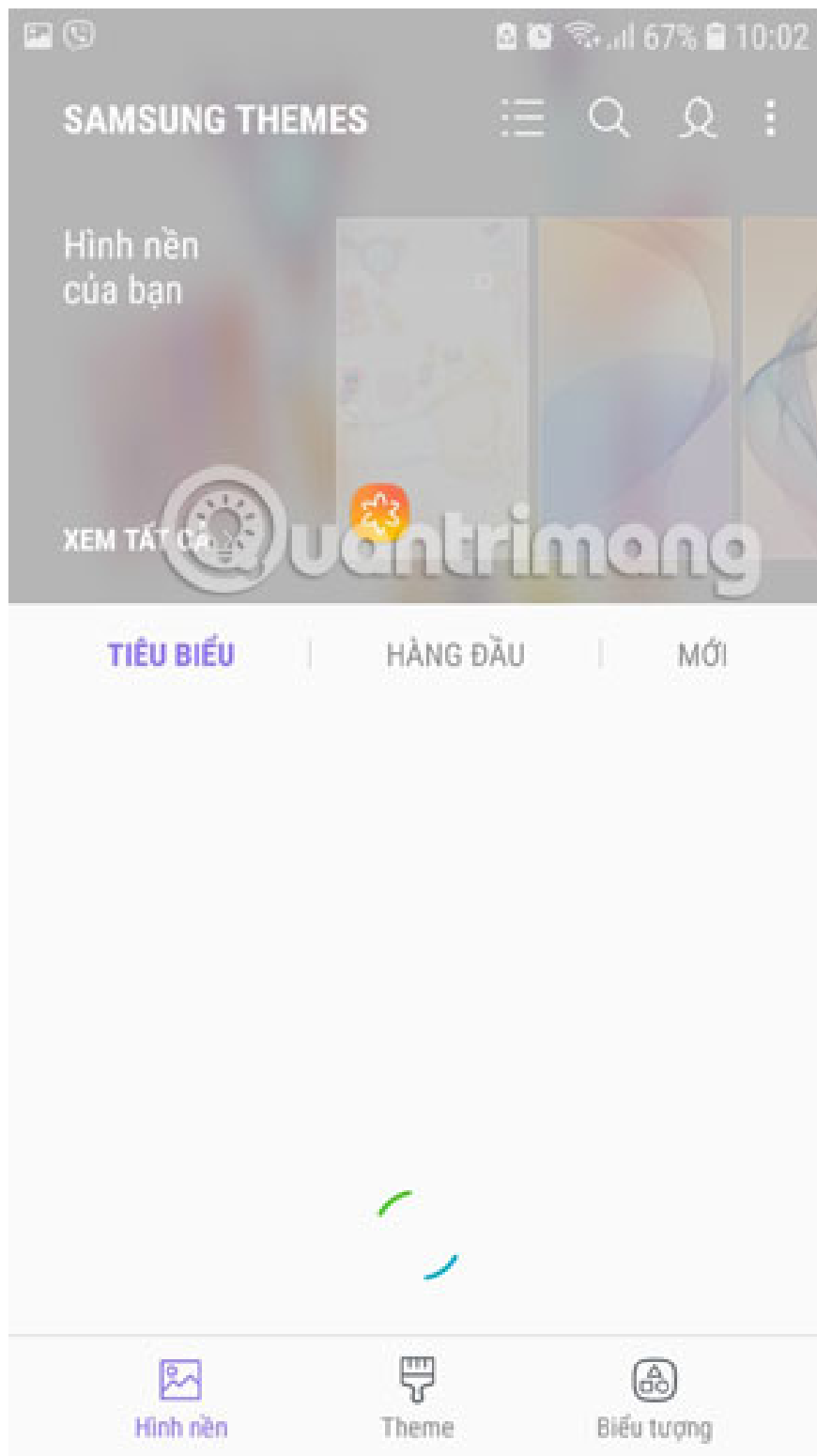
1. Tips to download games, Android applications do not support in Vietnam do not need VPN
2. How to download an app for free on Android phones
3. How to set the default messaging application on Android

## Customizations you can make on the Android home screen

### 1. Customize wallpaper for phone

To customize the wallpaper for your Android phone, press about 5 seconds into the screen, until the options below appear. Click **Wallpaper** , next to the wallpaper menu, the interface list will appear, and you can also choose to change the icons by clicking on the **Icon** .





## 2. Create folders and shortcuts

Your home screen is quite a few icons, you can go to the application list menu, then press and hold the icons in this list. Next move it outside the main screen and place the icon of that application anywhere.

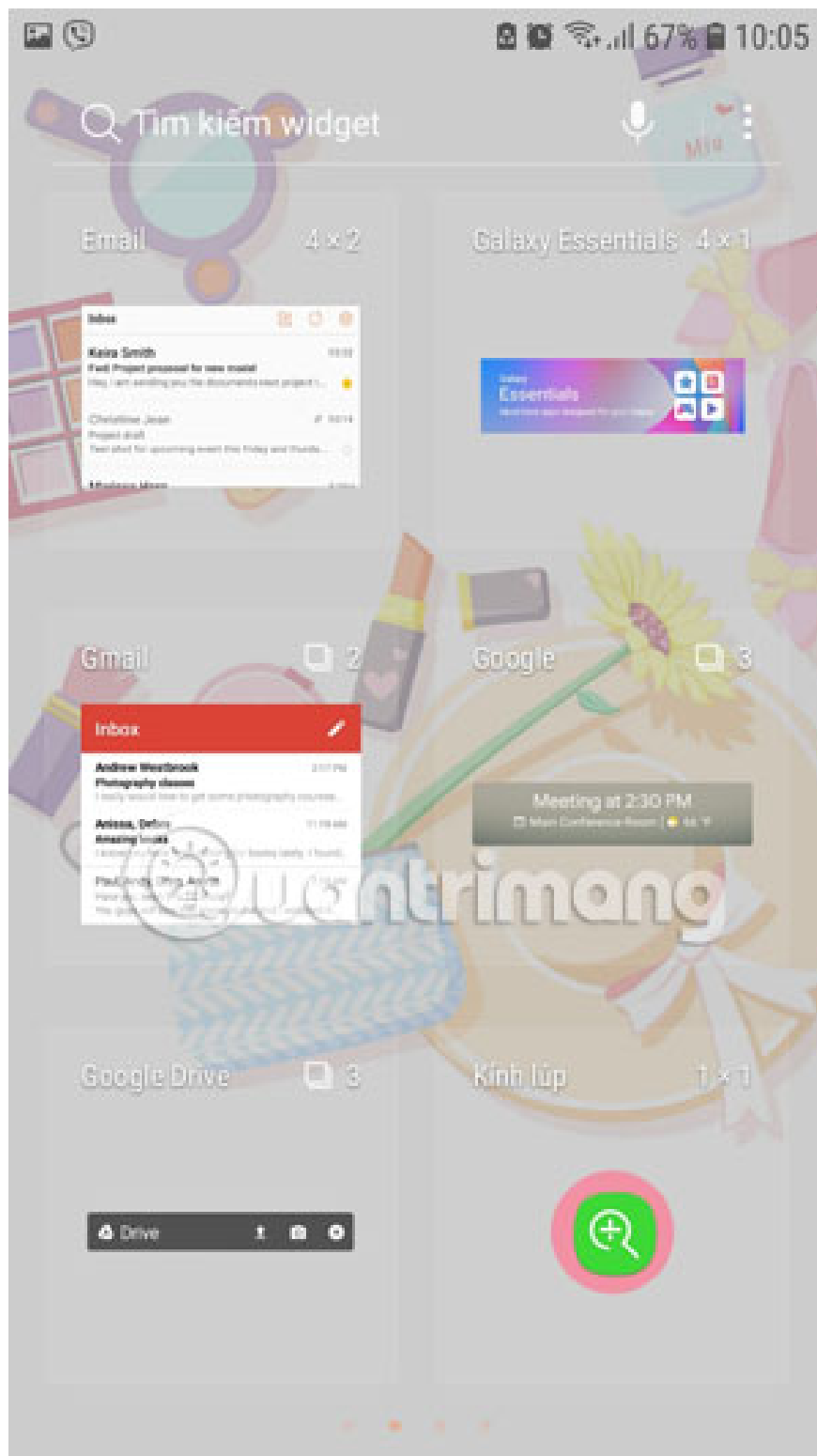
If you move too many icons and find them a bit confusing, you can group them into one or more folders on the home screen, just hold and move any icon to another icon. Immediately the two icons will be converted into an unnamed folder, you can click the **Enter folder** name and write the name you want to change, for example, the folder containing only the game you can set as Game, folder Contains only the photography app set as the Photo App.





### 3. Add Widget





You can add widgets to your home screen, the widget here can be clock, app icon, web page display shortcut from a browser app, Gmail display panel, appointment . You You can add widgets or use them to interact quickly with the application.

In addition, Widget also allows you to pin a bookmark, giving you quick access to that address without having to open the related application. In addition to the default widgets, you can also install an app that supports widgets

from Google Play.

#### **4. Add Launcher app**

Today's Launcher apps support a lot of users in tweaking the main screen. Includes more widget options, more interfaces and more features. You can also select more main screens than default 5, many popular Launcher apps are currently Nova Launcher, APUS Launcher.



67% 10:06



# Nova Launcher

TeslaCoil Software

Cá nhân hóa

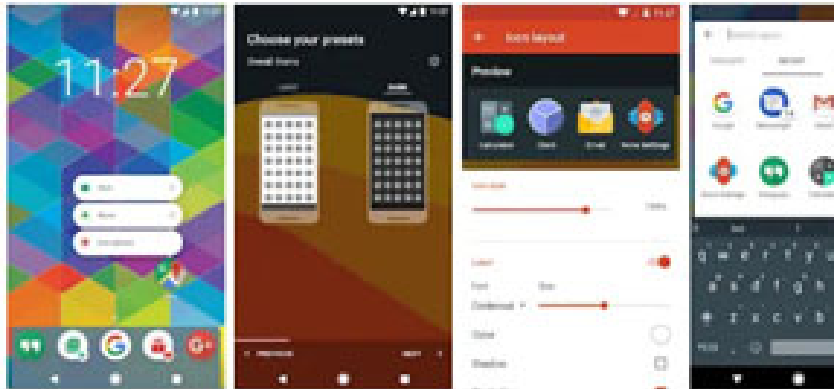
**CÀI ĐẶT**

4,6 ★ 1 Tr đánh giá

6,1 MB

Được xếp hạng 3+ 3+ ⓘ

50' Tải xuống



Tùy chỉnh màn hình chủ của bạn!

[Đọc thêm](#)



67% 10:07



# APUS Launcher: Chủ đề, Nhỏ, Nhanh, Ứng dụng

APUS Group

Cá nhân hóa

CÀI ĐẶT

Chứa quảng cáo



4,5 ★

5 Tr đánh giá



15 MB

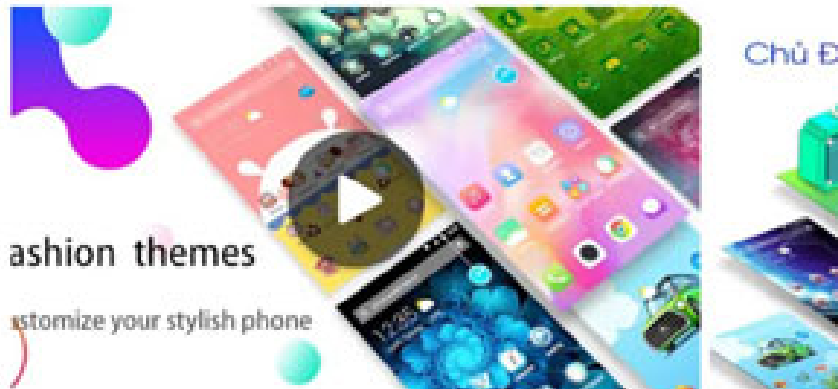
3+

Được xếp hạng

3+ ⓘ

100

Tải x



APUS là launcher NHANH NHẤT NHỎ GON

There are a few tips to help you customize your home screen, making your home screen more convenient.

You finished reading the article "**Customize Android home screen for beginners**" edited by the [TipsMake](#) team. We hope this article has provided you with many useful tech tips and tricks. You can search for similar articles on tips and guides. Thank you for reading and for following us regularly.