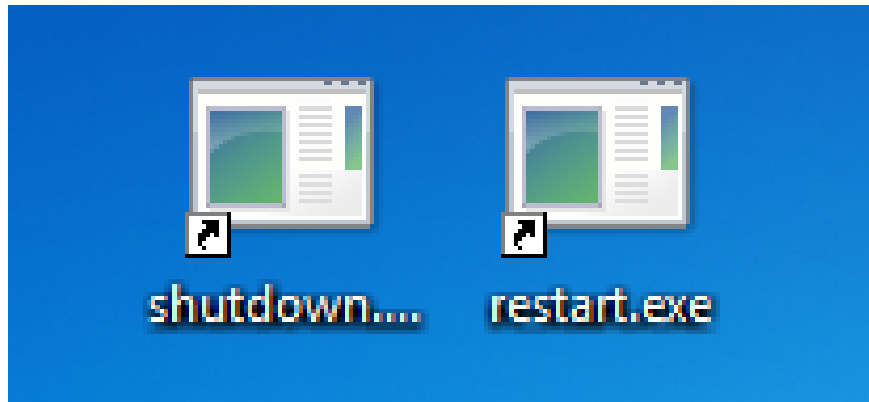


Create the shortcut icon and start the computer on the Desktop

Shutdown and start the computer is something you often have to do every day, instead of going to the Start Menu - Shutdown or Restart you can turn off the computer or start the computer quickly with the icon on the computer screen.

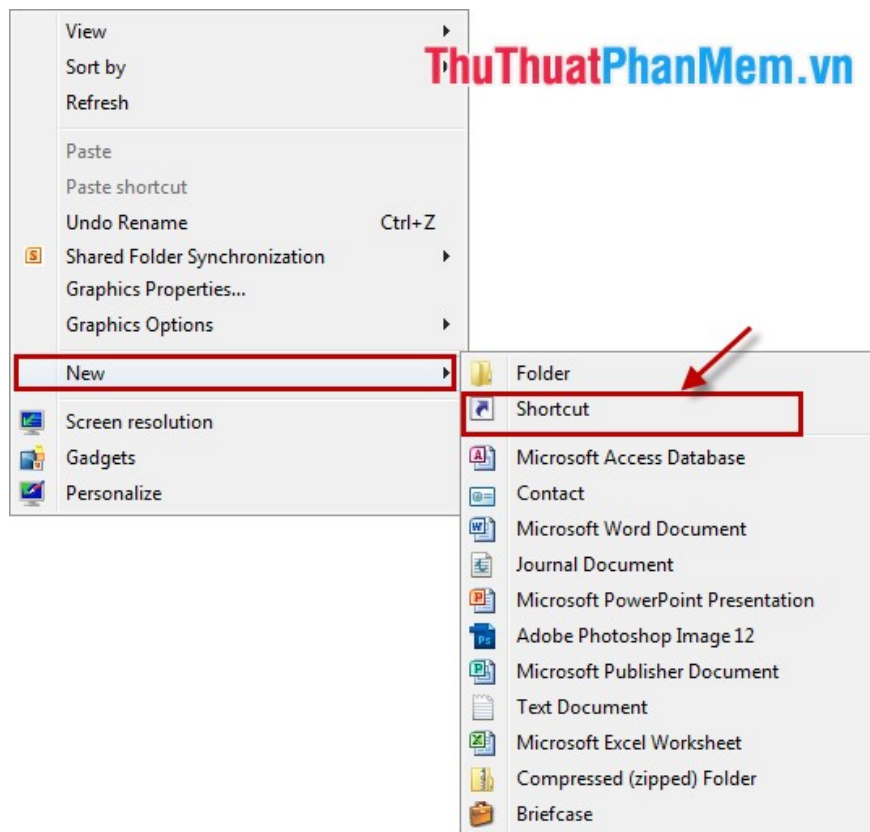
Shutdown and start the computer is something you often have to do every day, instead of going to **Start Menu** - > **Shutdown** or **Restart**, you can turn off the computer or start the computer quickly with the icon on the computer screen.



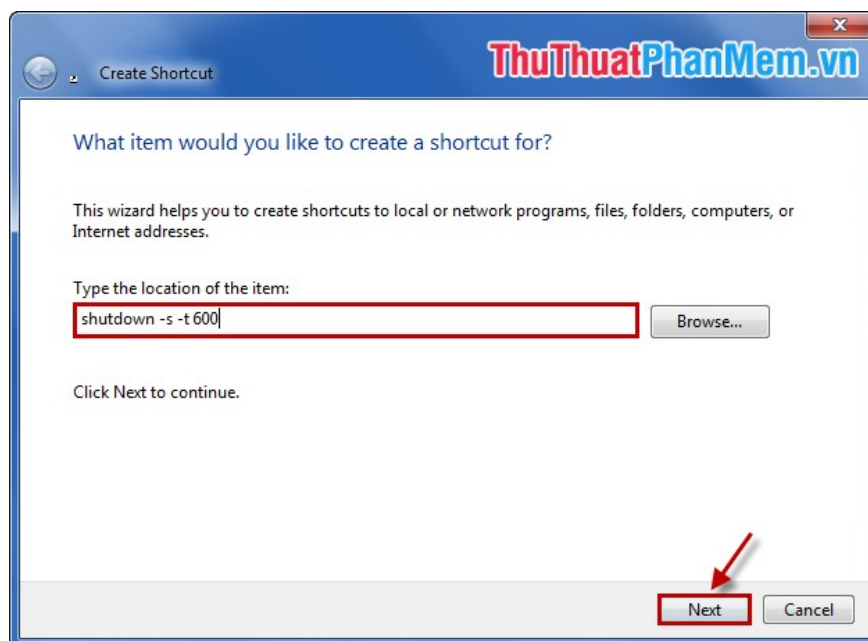
The article shows how to create the icon shut down, restart on the desktop.

Create Shutdown icon

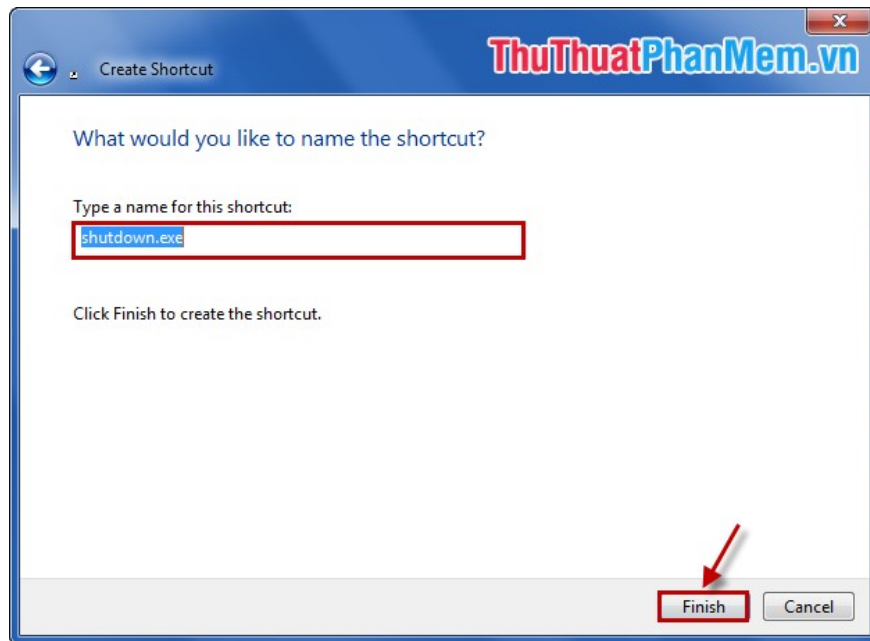
Step 1: On the desktop, right-click and select **New** -> **Shortcut** to create a new icon on the desktop.



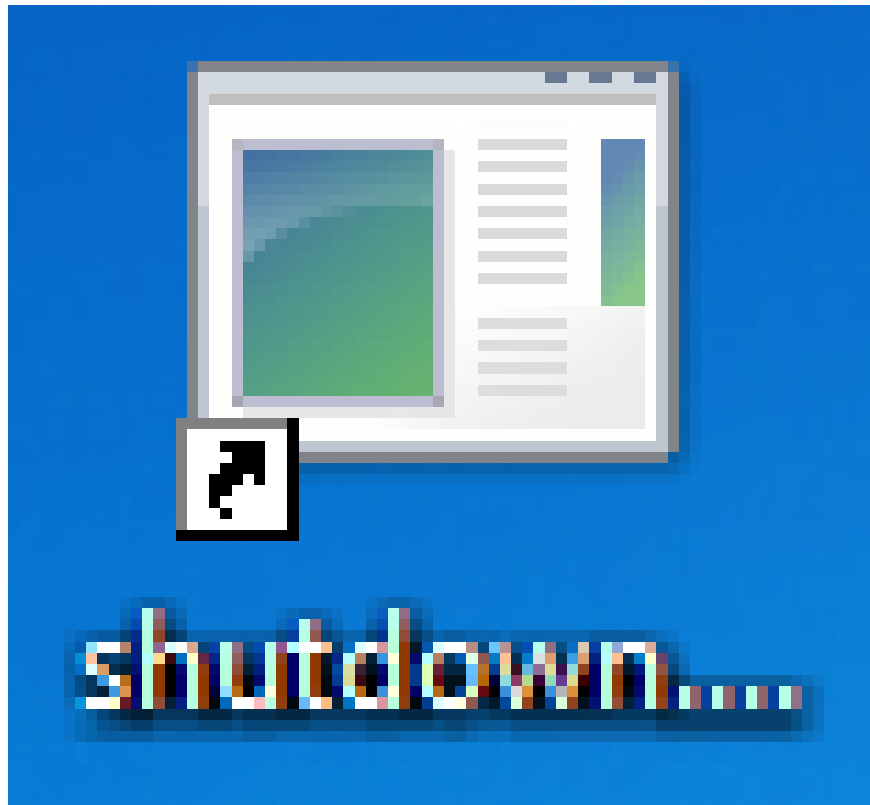
Step 2: The **Create Shortcut** dialog box appears, enter the command to create the Shutdown icon: `shutdown -s -t 600` with `shutdown -s -t` is the shutdown command, `600` is the time to turn off the unit in seconds (600 seconds = 10 minutes) you can change the waiting time to your liking. Then click **Next** to continue.



Step 3: Name the shortcut you just created, because you enter the command shutdown on the default name will be `shutdown.exe` you can leave the default or change the name according to the function for easy identification and use. Then select **Finish** to finish.



After creating the shutdown icon as follows:

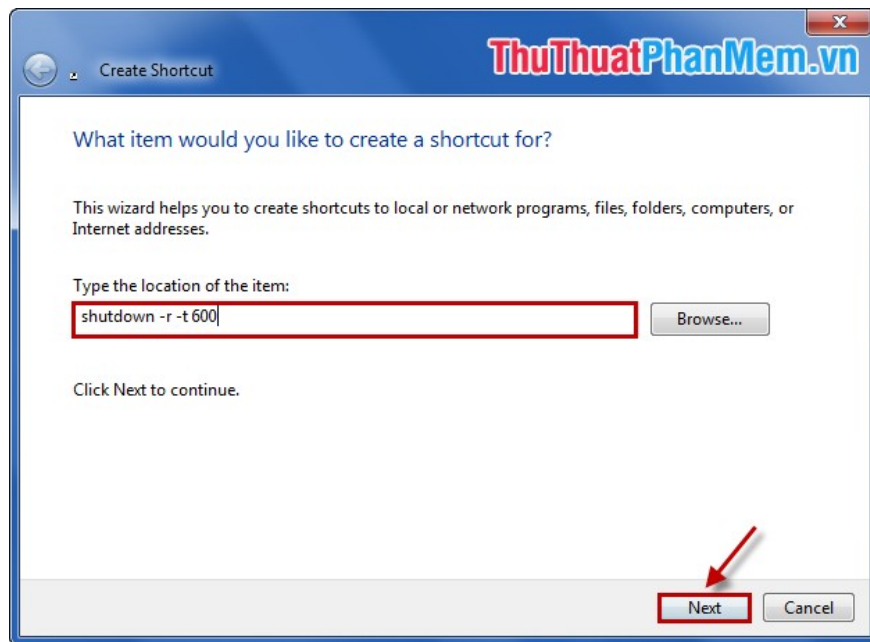


Create the Restart icon

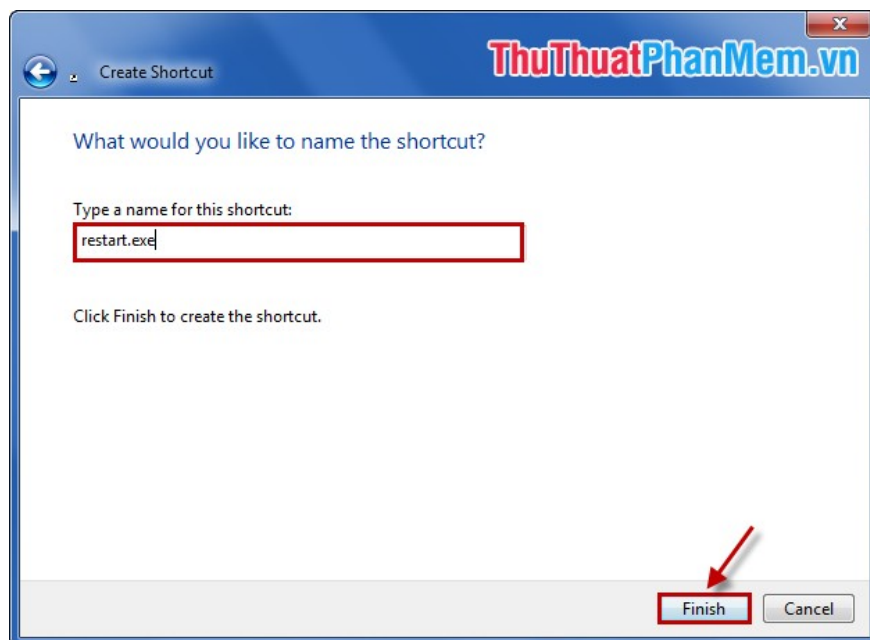
To create the Restart icon on the desktop you do the same as creating the Shutdown icon above.

Step 1: You also right-click on the screen and select **New -> Shortcut** .

Step 2: Enter the computer restart command: `shutdown -r -t 600` in the Type the location of the item box instead of the computer shutdown command. 600 is also the time to restart the computer (in seconds), you can change the waiting time.



Step 3: Name the shortcut **Restart** and click **Finish** to finish.



Icon restart after creation:



So with the simple steps you have created for yourself the icon of shut down, restart on the computer screen. From now on, shutdown or restart the computer just need one click on the icon on the screen. Good luck!

You finished reading the article "**Create the shortcut icon and start the computer on the Desktop**" edited by the [TipsMake](#) team. We hope this article has provided you with many useful tech tips and tricks. You can search for similar articles on tips and guides. Thank you for reading and for following us regularly.