

Create ringtones using Format Factory, cut and merge music using Format Factory.

Format Factory is video editing software that supports high-speed video conversion on computers. Format Factory also allows you to create custom ringtones; follow the instructions below to easily create your own ringtone.

Format Factory is not only software for converting video and audio files to various formats, but it also allows you to create your own ringtones by cutting a section of your favorite audio file, for use on your mobile devices.

Essentially, creating **ringtones** involves cutting out favorite or catchy music segments. Additionally, some devices only support monophonic formats like MIDI, while others only support polyphonic formats, requiring conversion of the cut segments to suit those needs.



Create ringtones using Format Factory

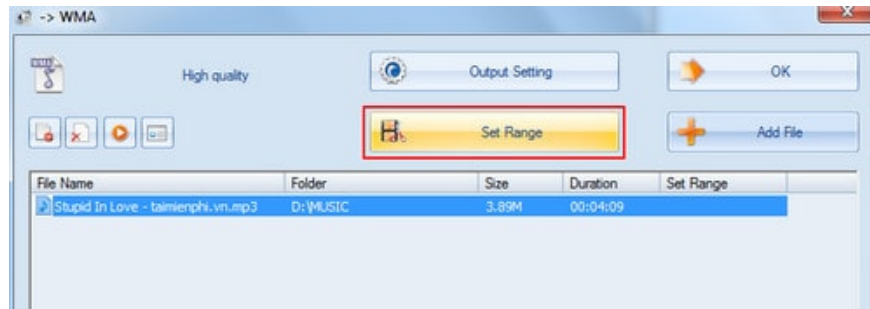
Step 1 : After **installing Format Factory** , open the utility by clicking the icon on your desktop.

Step 2 : Click on the **Audio** section , then select the output music file format.



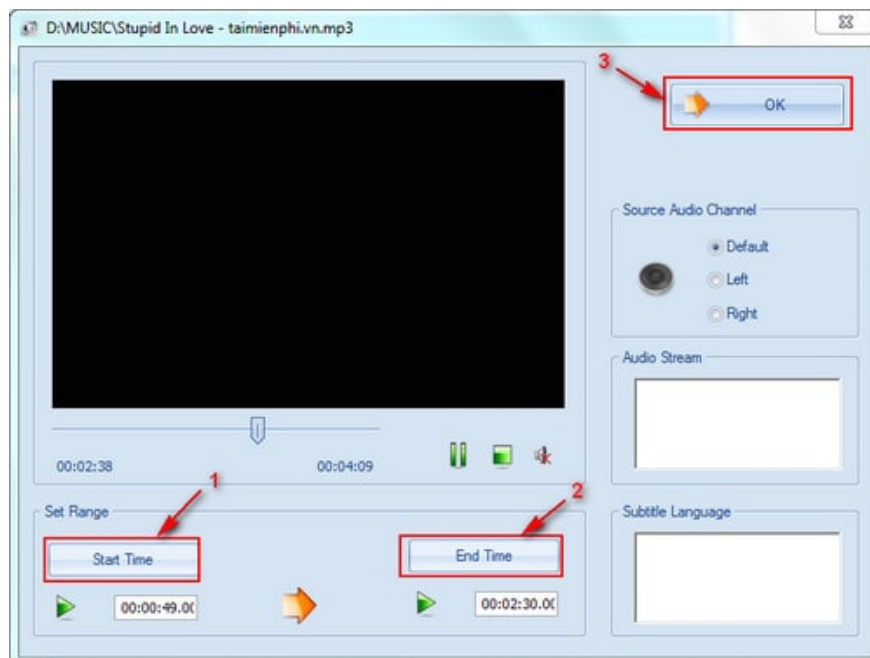
Step 3 : Click **Add File** to select the music file you want to trim.

Step 4 : Click on the imported **audio file -- then click Set Range**



Step 5 : A dialog box will appear containing two main functions: **Start Time** and **End Time** , which are the start or end times for the music segment you want to cut.

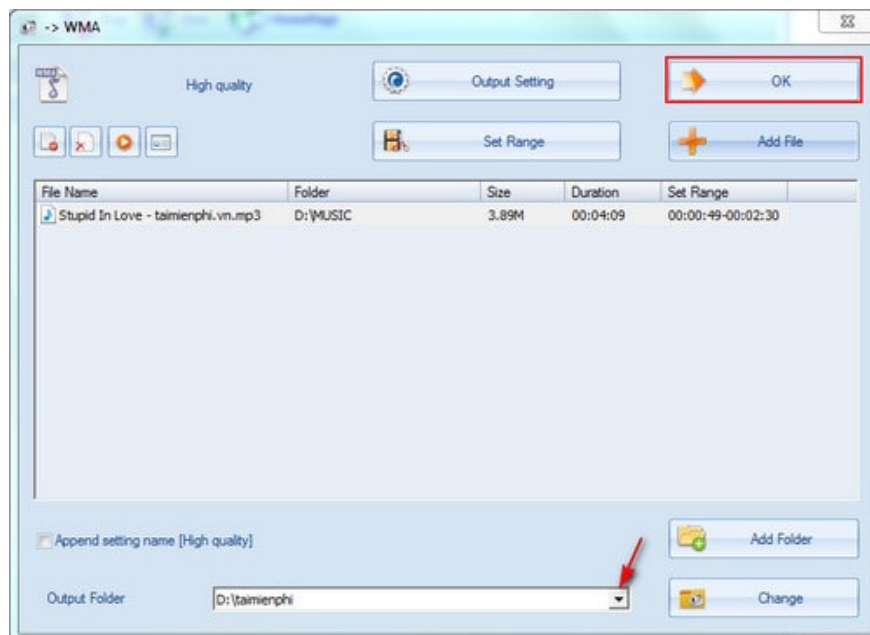
Simply set the time for these two modes and click **OK** to save.



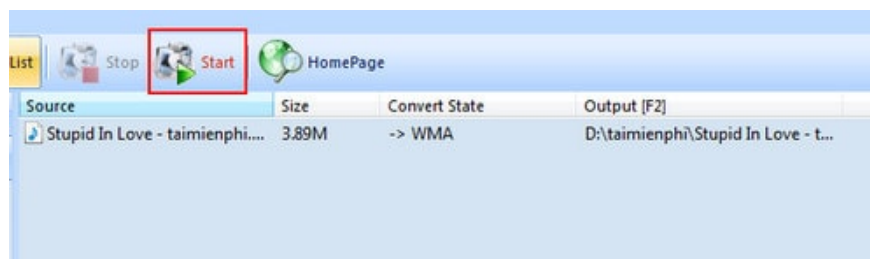
Step 6 : After selecting the music segment to cut, the **Set Range** section will display the start and end times of the segment.

Select the output folder for your music files in the **Output Folder** section .

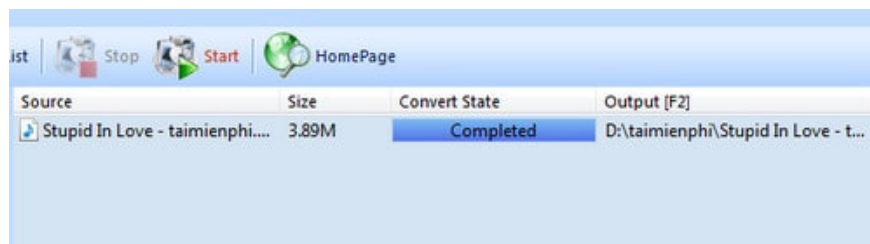
Click **OK** to return to the main interface.



Step 7 : On the main interface, click **Start** to begin the music cutting process .



The ringtone creation process is complete.



Do the same with other music files that you want to cut and combine into ringtones using Format Factory.

Besides Format Factory, you can download other music cutting software at TipsMake such as Free Mp3 Cutter, MP3 Splitter Joiner, Mp3DirectCut , etc. If you don't know how to use them, please see the guide on **creating ringtones using mp3DirectCut**. Note that Mp3DirectCut is paid software , but you **can still try it** for free.

In addition to features like cutting music and creating ringtones for phones, Format Factory also supports extracting music from videos, helping users retrieve unique and interesting tracks from videos and clips. Refer to the instructions on how to **extract music from videos using Format Factory** to do so.

If you don't like using Format Factory to cut MP3 music for ringtones, you can check out some online websites that support MP3 cutting; these are popular **software-free methods for cutting MP3 music** .

You finished reading the article "**Create ringtones using Format Factory, cut and merge music using Format Factory.**" edited by the [TipsMake](#) team. We hope this article has provided you with many useful tech tips and tricks. You can search for similar articles on tips and guides. Thank you for reading and for following us regularly.
