

# Create passwords for apps and games on iPhone 6, 5s, 5

If you want to improve the security of your iPhone, besides setting up a screen lock, you can also create passwords for apps and games installed on your device. This method applies to all iPhone models, such as iPhone 6, 5s, 5, 4s, 4


When the device contains a lot of important data, you don't want your device to fall into the hands of others. Because that sensitive information can cause more or less impact on your life. Therefore, please refer to how to create passwords for applications and games to secure your device.

Create passwords for apps and games on iPhone 6, 5s, 5

*Step 1* : First, go to **Settings > General > Accessibility > Guided Access** . Now switch **Guided Access to ON** mode

## Accessibility Guided Access

**Guided Access**



Guided Access keeps the iPhone in a single app, and allows you to control which features are available. To start Guided Access, Triple-Click the Home button in the app you want to use.

**Passcode Settings**



**Time Limits**



**Accessibility Shortcut**



When you Triple-Click the Home button while Guided Access is enabled, your Accessibility Shortcut settings will be displayed.

*Step 2* : Next, go to **Passcode Settings > Set Guided Access Passcode** to set a password.

**Set Guided Access Passcode**

Set the passcode used when Guided Access is enabled.

**Set Passcode**

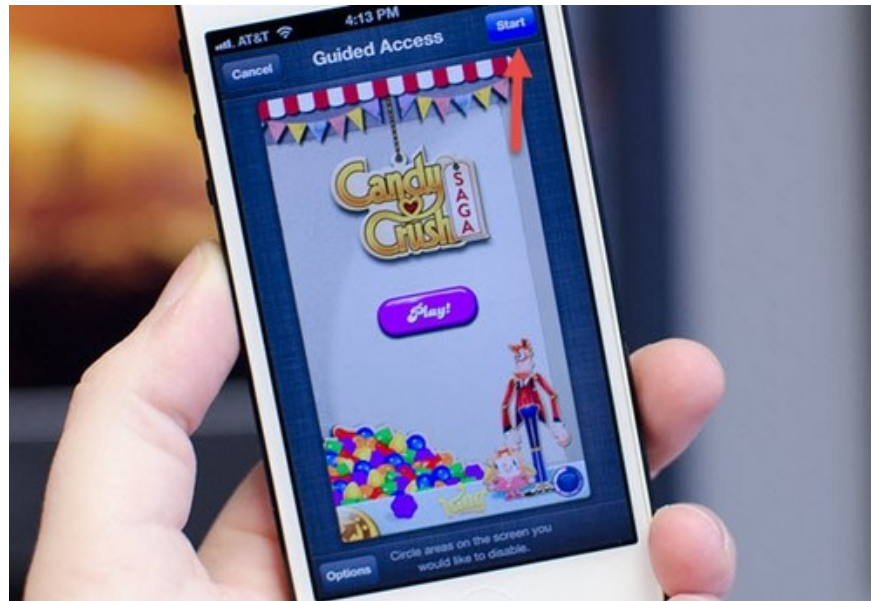
[Cancel](#)

Enter a passcode


— — — —

1	2 ABC	3 DEF
4 GHI	5 JKL	6 MNO
7 PQRS	8 TUV	9 WXYZ
	0	

*Step 3* : Finally, access the application or game on your device and press the Home button 3 times to activate Guided Access. Click Start to get started.



After this step, your iPhone is locked to the current application or game. If they want to log out to do something else, they must know the password or get your permission.



So TipsMake has just shown you how to create passwords for apps and games on iPhone 6, IP 5s, 5. This feature is extremely useful in case you let someone borrow your phone to do something. Because they will not be able to access other applications on your phone. Also refer to **Turn on the virtual Home key on iPhone** for easier operation and avoid using the hard key too much, leading to broken hard keys.

You finished reading the article "**Create passwords for apps and games on iPhone 6, 5s, 5**" edited by the [TipsMake](#) team. We hope this article has provided you with many useful tech tips and tricks. You can search for

similar articles on tips and guides. Thank you for reading and for following us regularly.

---