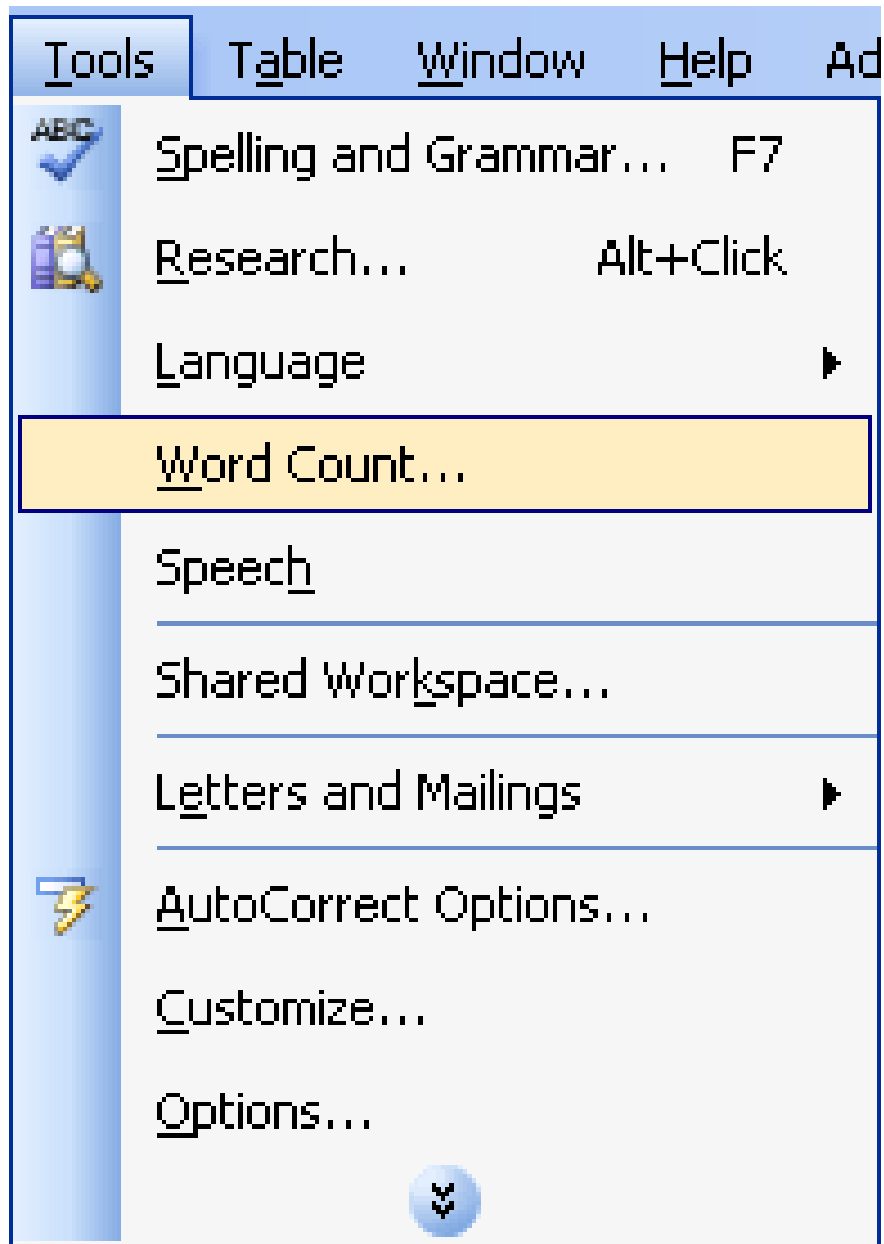


Count the number of characters in the paragraph

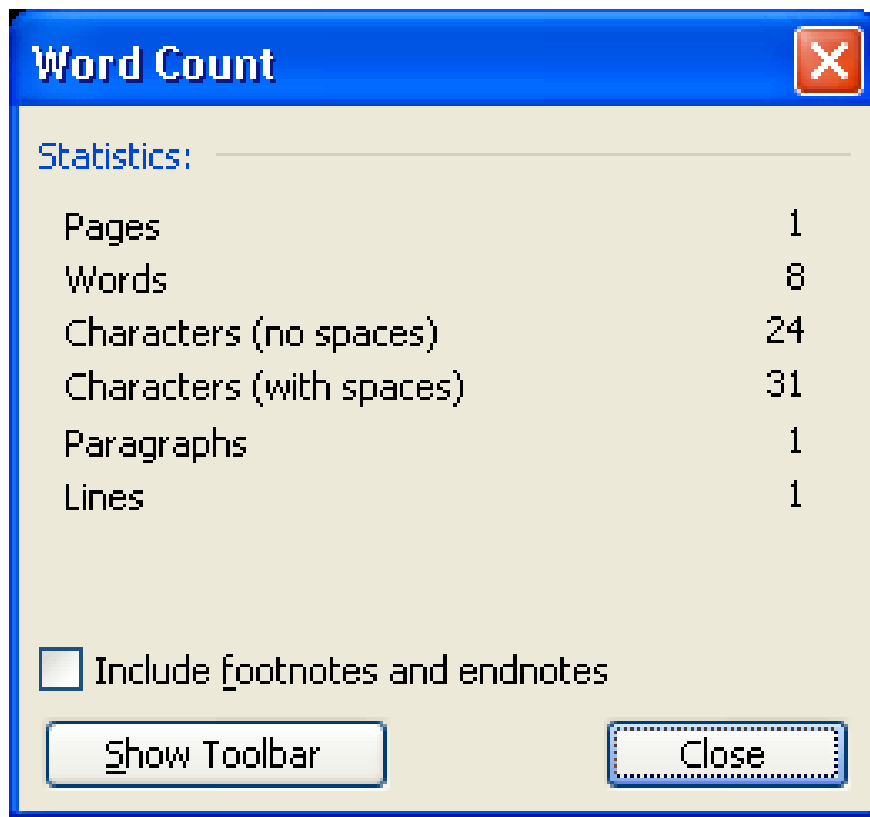
This is a quick, accurate way to count characters in Word text.

MS Word: When you join a contest, ask you to present the content by file.doc and limit the number of words. How do you count the number of words, the number of characters . this job is very simple, QuanTriMang.com will guide you how to count characters in the text file as follows:

1. Select (black out) the text to count.
2. Go to Tools Word count .

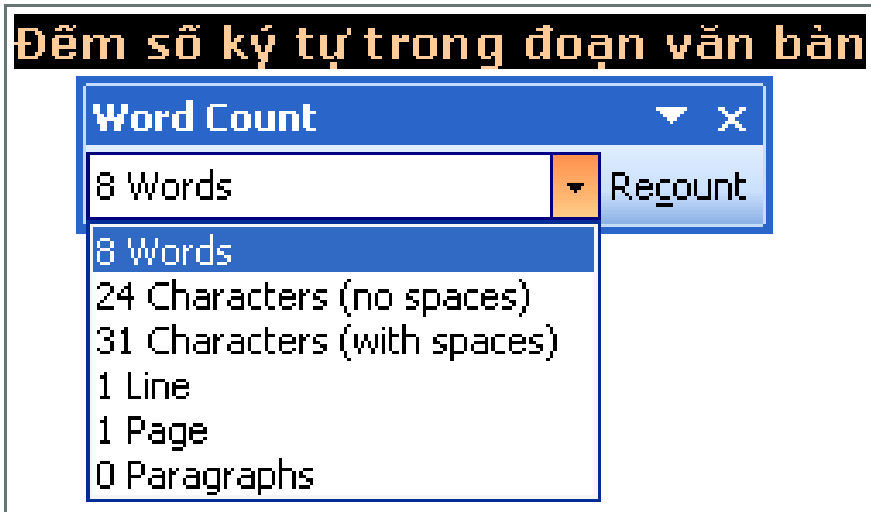


3. Appear a Word Count dialog box:



The parameters are as follows:

- **Pages:** Number of pages
- **Words:** Number of words
- **Characters (no spaces):** Number of characters (excluding white characters)
- **Characters (with space):** Number of characters (Including white characters)
- **Paragraphs:** Number of lines Lines: Number of lines.
- £**Include footnotes and endnotes:** Do not count annotations
- R**Include footnotes and endnotes:** Count the captions
- **Show Toolbar** button : Displays the Word Count toolbar



4. Close: Close the notification dialog.

You finished reading the article "**Count the number of characters in the paragraph**" edited by the [TipsMake](#) team. We hope this article has provided you with many useful tech tips and tricks. You can search for similar articles on tips and guides. Thank you for reading and for following us regularly.