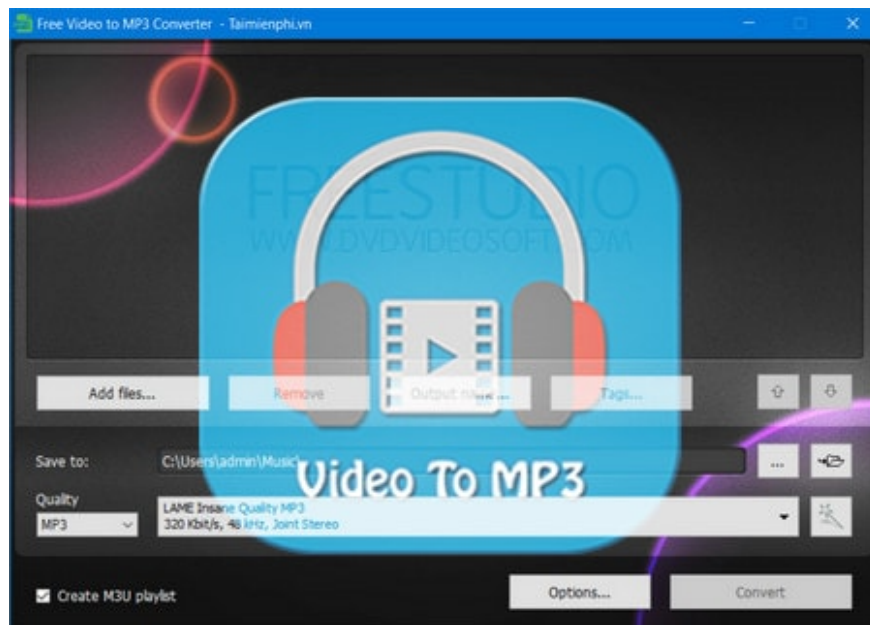


# Convert video to MP3 or WAV audio using Free Video to MP3 Converter

Converting videos to MP3 or WAV audio using Free Video to MP3 Converter is a way to extract great music from video clips and short films on the internet. Many songs don't have MP3 files, so Free Video to MP3 Converter will help you convert videos to MP3 to get those songs.

Nowadays, converting video to audio files for convenient use of specific audio segments has become more important than ever. Many users also convert videos online using Online Convert or other online video conversion methods for greater convenience.



However, these video conversion methods are quite inconvenient because they depend on the network and cannot convert multiple videos at once. Clearly, using software like Free Video to MP3 Converter, Total Video Converter, or Format Factory will help you convert videos to MP3 faster, more efficiently, and easier than ever before. If you choose Format Factory, you can use many other features besides converting video to audio.

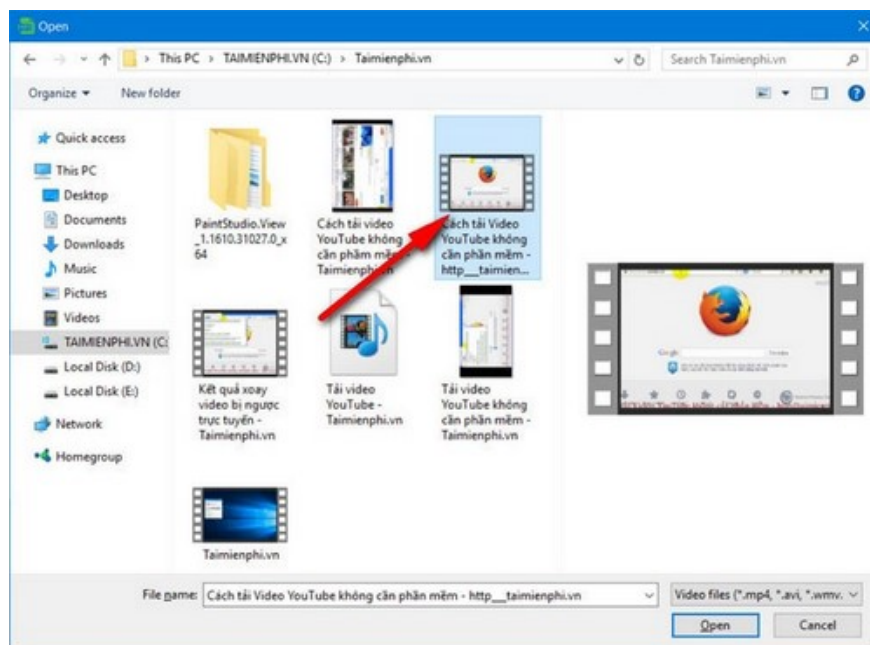
## Convert videos to MP3 using Free Video to MP3 Converter

### *Step 1:* Download and install **Free Video to MP3 Converter**

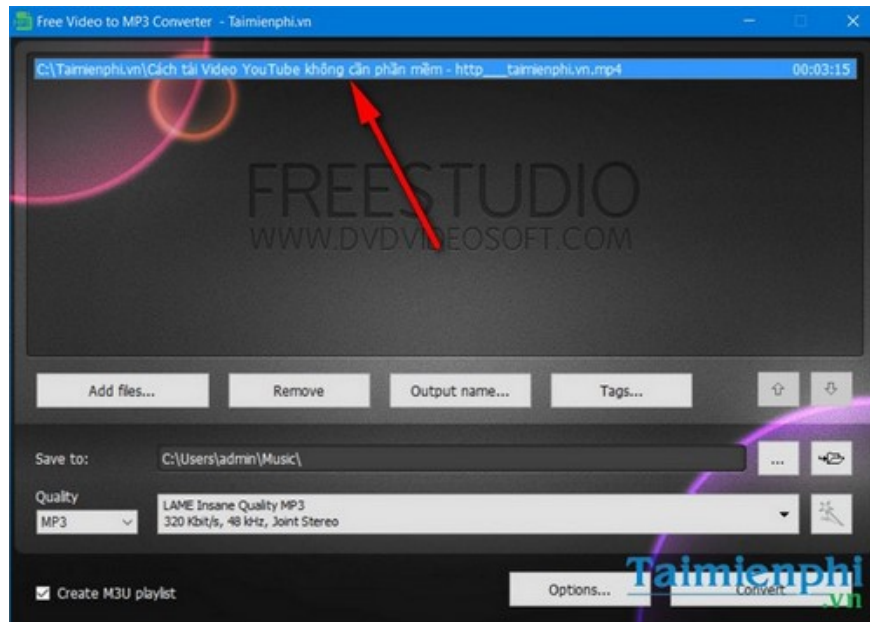
*Step 2 :* Open the Free Video to MP3 Converter software on your computer. In the main interface, click " **Add files ...**" to add the video files you want to convert to MP3 using Free Video to MP3 Converter. Additionally, the software also supports a convenient drag-and-drop function for video files.



Free Video to MP3 Converter supports converting multiple videos to MP3 at once, so you don't need to worry about not being able to convert all the videos you want.

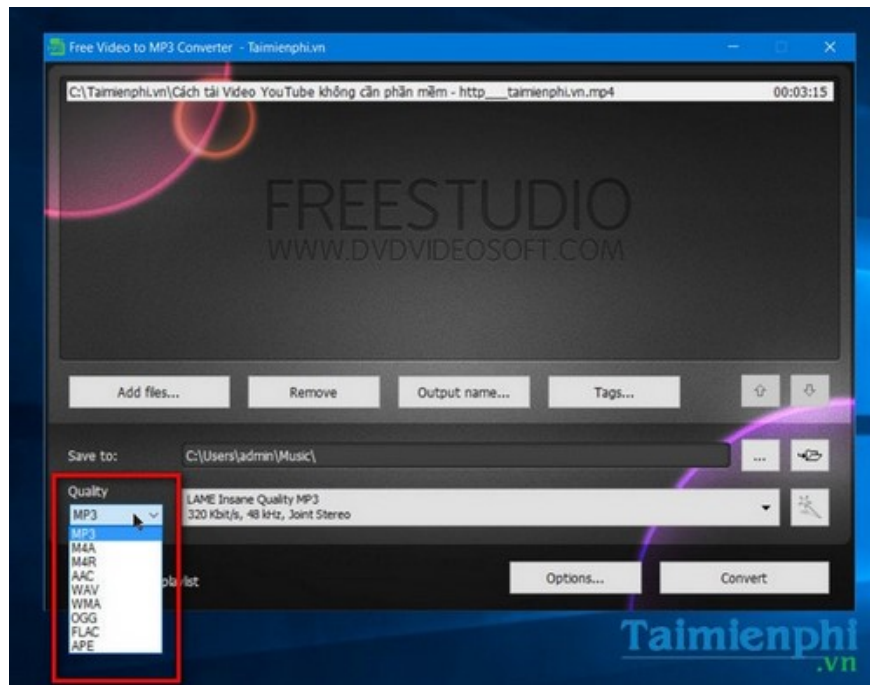


*Step 3:* Select a video that you want to convert to MP3 using Free Video to MP3 Converter.

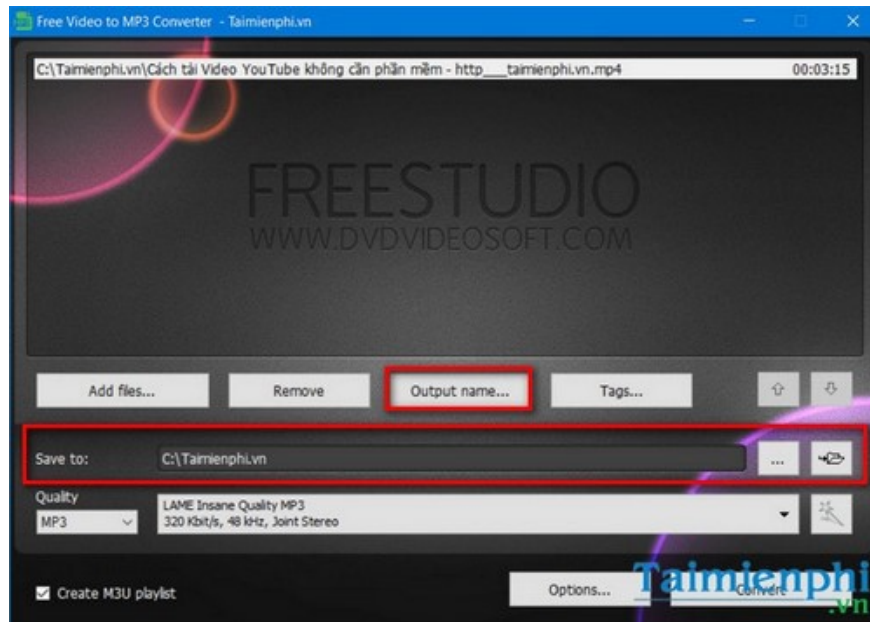


The video, once added to the software, will display as shown in the image above.

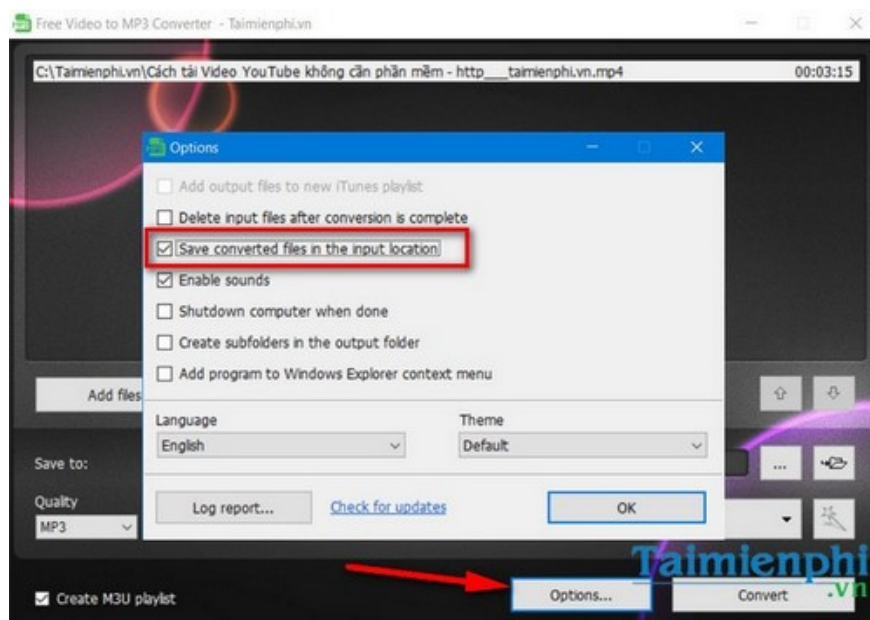
*Step 4:* In the Free Video to MP3 Converter's video to MP3 conversion customization section, users can choose from many audio formats besides MP3, such as M4A, AAC, WMA, WAV, and even high-quality audio formats like FLAC and APE in the Quality option.



*Step 5 :* You can customize the file save location after converting the video to MP3 using Free Video to MP3 Converter by clicking on the (.) or folder icon.



Step 6 : The **Options** section provides many other customization options during the conversion process:

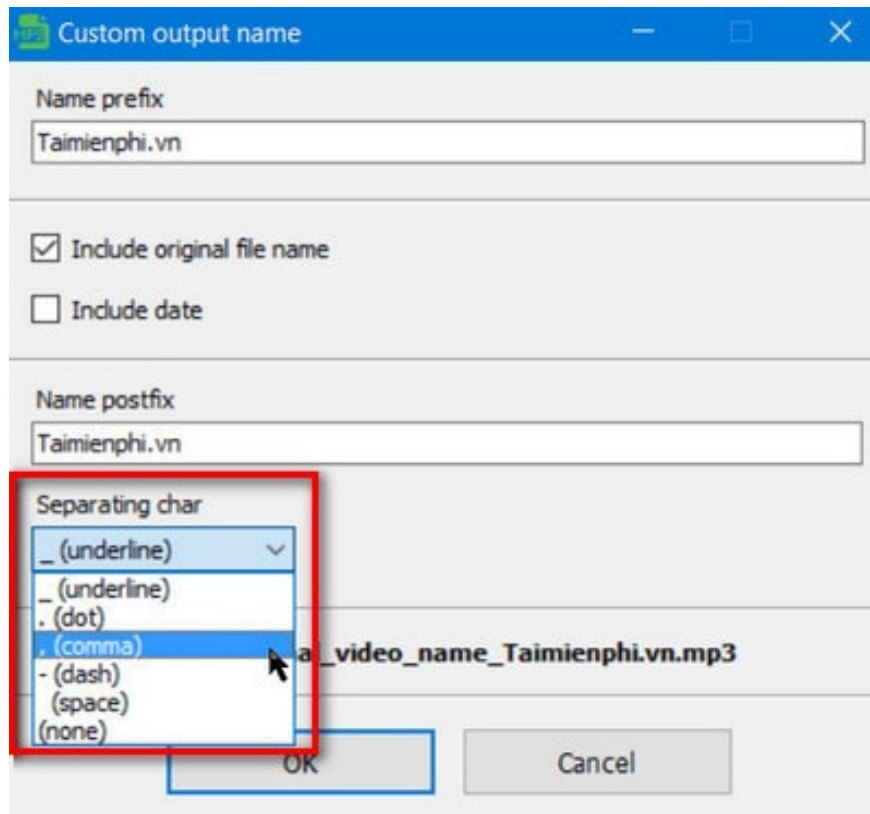


- Delete input files in the input location
- **Save converted files in the input location** -
- Enable sounds**
- Shutdown computer when done - Create subfolders in the output folder
- 
- Add program to Windows Explorer context menu**

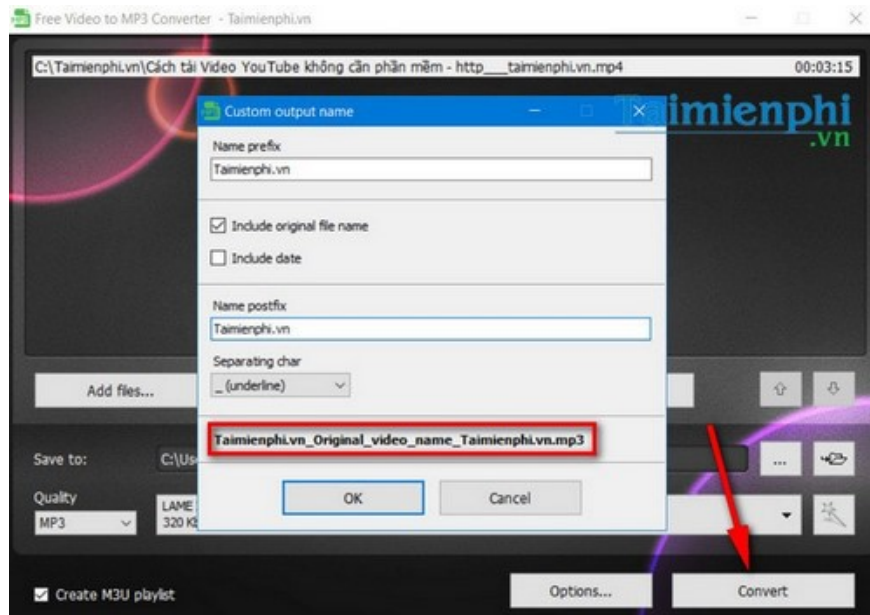
If you want to save the transferred file back to the original folder, the folder where you originally imported the video file, you can enable option two.

Step 7: The **Output name** section allows you to customize the file name after conversion. Free Video to MP3 Converter provides both prefix and suffix names. In addition, it supports conversion characters such as (-); (\_);

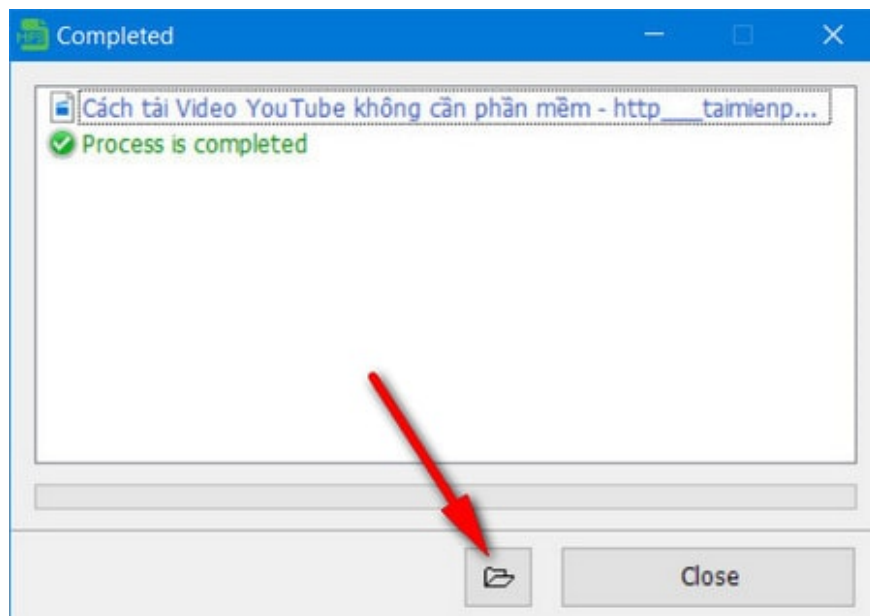
(,); (.),...



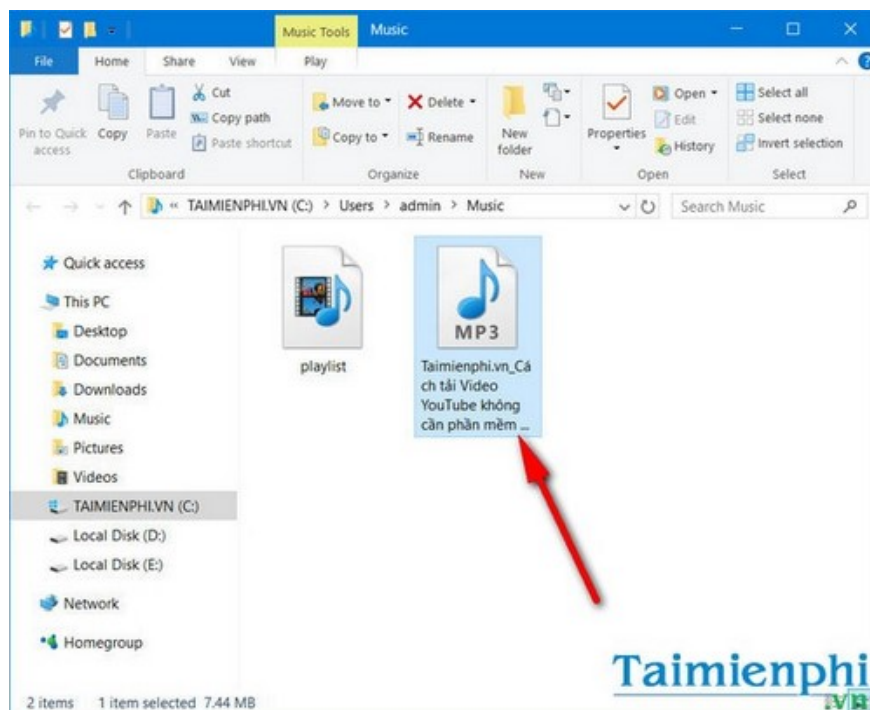
After setting all the parameters, press **Convert** to start converting the video to MP3.



*Step 8:* Once the conversion is successful, you can close the pop-up or click the folder icon to open the folder containing the converted video file (mp3).



Click the folder icon to locate the root folder containing the audio file you just transferred from the video.



Free Video to MP3 Converter is a simple, effective, free video conversion software, comparable to Total Video Converter or Format Factory. Many users now combine **Free Video Converter** with online video conversion methods like Online Convert and Zamzar. Some even use it to extract MP3 files from YouTube.

However, converting videos to MP3 or changing video file extensions online cannot completely guarantee the quality of the original audio file due to changes in audio frequency and format compared to the original. Nevertheless, converting videos to MP3 is quite necessary if users want to obtain the desired audio segment from the video.

Converting videos to MP3 on Windows is quite simple, but what if you're using a Mac? Refer to this guide on how to **convert videos to MP3 on a Mac** for the quickest and most accurate method.

You finished reading the article "**Convert video to MP3 or WAV audio using Free Video to MP3 Converter**" edited by the [TipsMake](#) team. We hope this article has provided you with many useful tech tips and tricks. You can search for similar articles on tips and guides. Thank you for reading and for following us regularly.