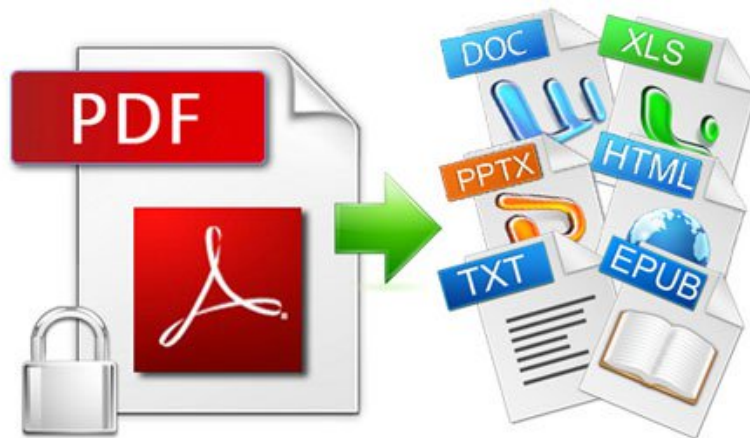


Convert PDF to Office without using software

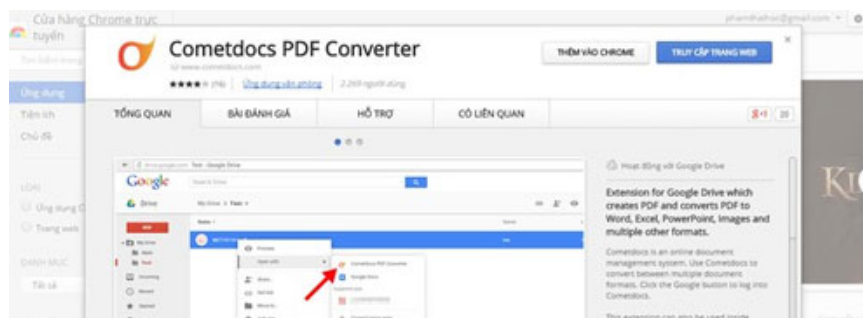
One pretty neat way is to use Comedocs PDF Converter, an extension for Google Chrome that has the added functionality of Google Drive to convert PDF files to Office formats quickly and easily. You won't need to install any software on Windows.

If you are a professional office computer user, you probably use Adobe Reader to view PDF files and NitroPDF Free to create PDF files from other text formats. But when you need to convert PDF to Word or Excel, Adobe Standard is a perfect choice but this software is not free and quite expensive. So how to convert a PDF file to Word, Excel or PowerPoint for free with the most reasonable conversion quality?

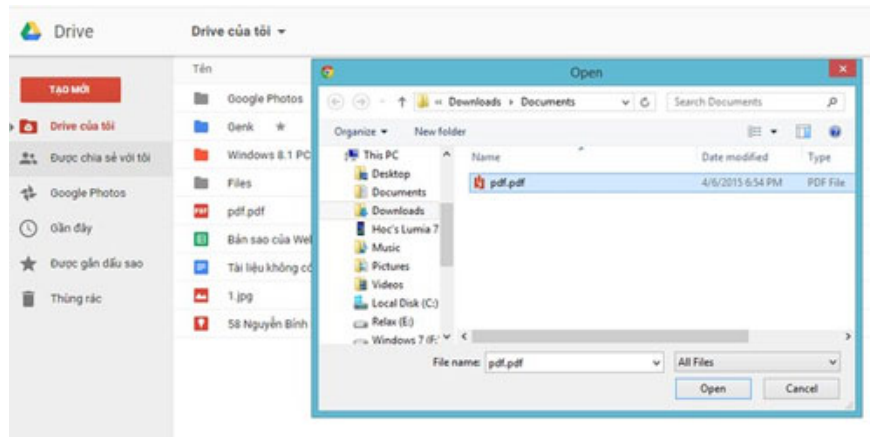


One pretty neat way is to use Comedocs PDF Converter, an extension for Google Chrome that has the added functionality of Google Drive to convert PDF files to Office formats quickly and easily. You won't need to install any software on Windows.

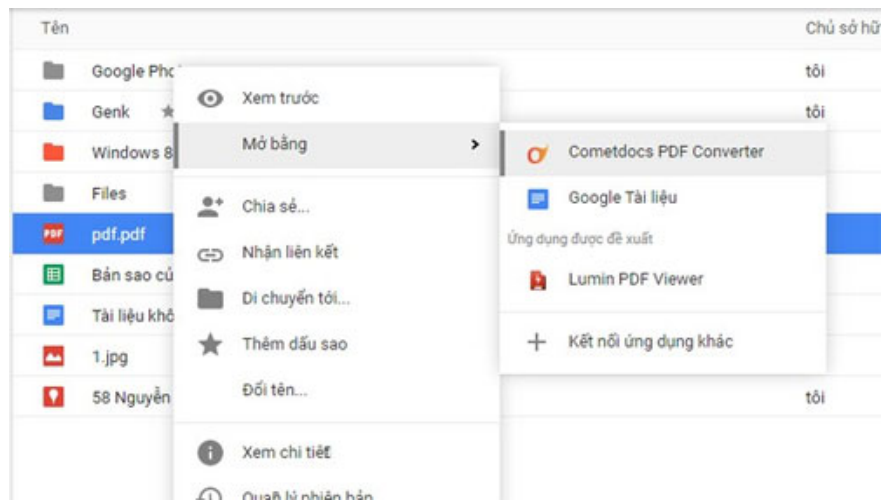
To use, first visit the **Comedocs PDF Converter link** on Google Web Store and install for Google Chrome



After installation is complete, please access your Google Drive account and upload the PDF file to convert.



When the upload process finishes, find the file you want to convert and right-click it, select the **Open With** command > **Cometdocs PDF Converter** .





The window asking for permission to link the account will appear, please confirm to continue.



Cometdocs muốn:

 Xem địa chỉ email của bạn 

 Xem thông tin tiểu sử cơ bản của bạn 

 Xem và quản lý tệp trong Google Drive của bạn 

Bằng việc nhấp vào Chấp nhận, bạn cho phép ứng dụng này và Google sử dụng thông tin của bạn theo [điều khoản dịch vụ](#) và [chính sách bảo mật](#) tương ứng. Bạn có thể thay đổi quyền này và các [Quyền tài khoản](#) khác bất kỳ lúc nào.

Hủy

Chấp nhận

Then go to the Cometdocs account.

 cometdocs
Online Document Management System

[Public Files](#) [Help](#) [Login](#) [Create a Free Account](#)

New Account

We are now creating a new account at Cometdocs with the email address phamthaihoc@gmail.com provided by Google.

Please confirm that you wish to proceed with account creation.

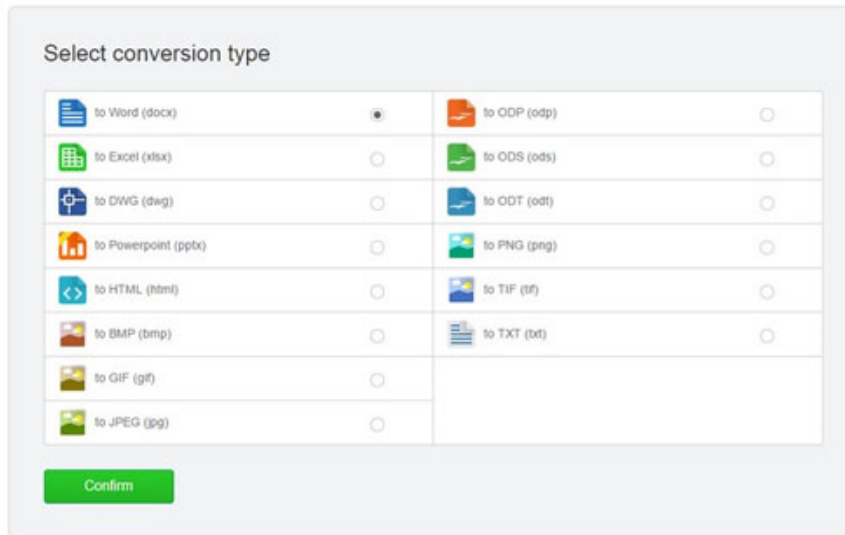
If you already have an account with Cometdocs, please click Login in the upper menu, and log in with your credentials.

Thank you.

Confirm

Cancel

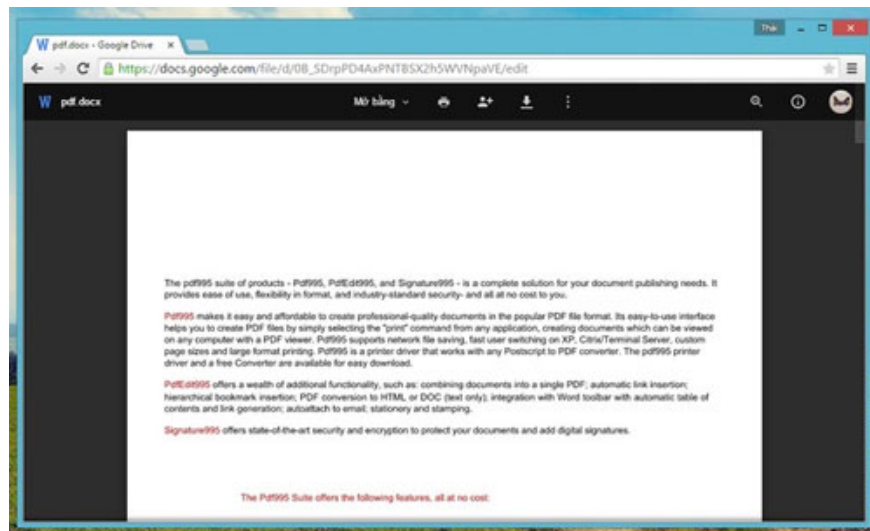
In the next **Select conversion type** window, please tick the format you need to convert, then press Confirm.



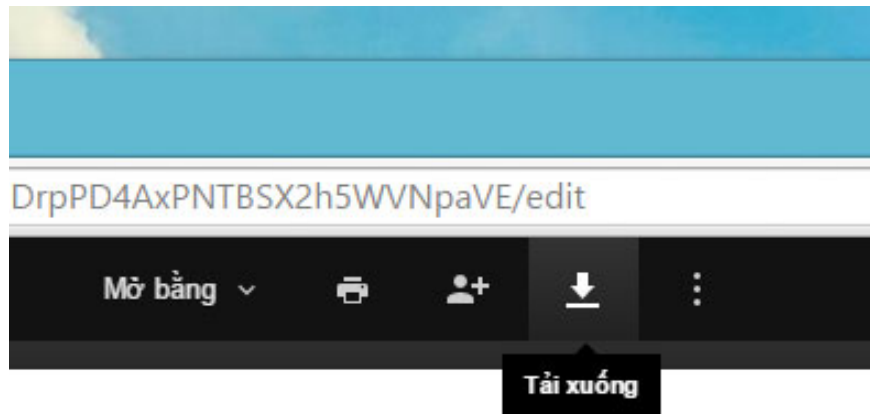
Once selected, the conversion process will take place.



At the end of the process, a link from Google Docs will open with the content that you converted to the desired format.



Your remaining work at this time is just clicking the download icon again.



Pretty simple, isn't it?

You finished reading the article "**Convert PDF to Office without using software**" edited by the [TipsMake](#) team. We hope this article has provided you with many useful tech tips and tricks. You can search for similar articles on tips and guides. Thank you for reading and for following us regularly.