

Convert PDF files to images using PDF-Xchange Viewer on your computer.

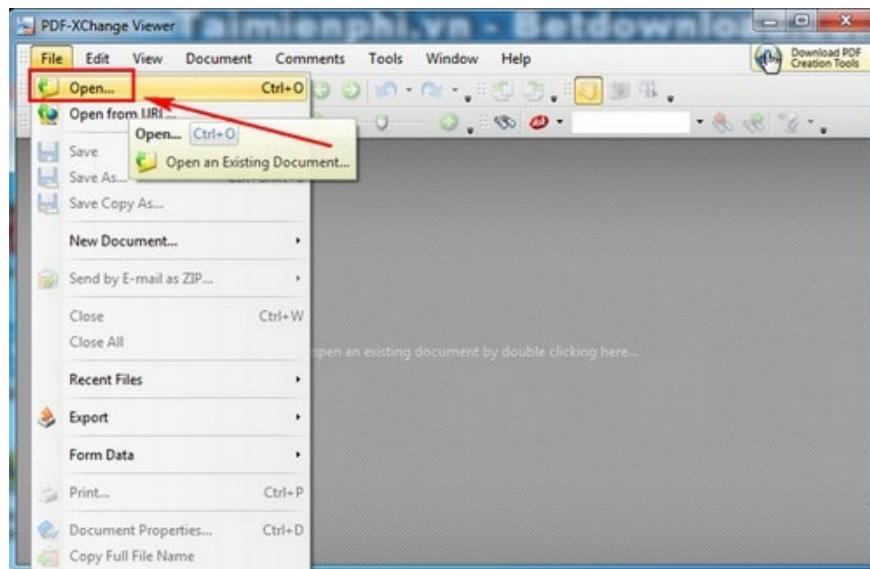
Converting PDFs to images is a technique that helps reduce the file size of PDFs, making them faster to send and receive over the internet. Follow these steps to convert a PDF file to an image using PDF-Xchange Viewer.

There are many software programs that support converting PDFs to images, such as Free PDF to JPG. Compared to PDF-Xchange Viewer, Free PDF to JPG has a smaller file size and installs much faster. However, the main function of Free PDF to JPG is only to convert PDFs to image format. With PDF-Xchange Viewer, you can not only convert PDFs to images but also convert PDFs to Word, Excel, and other formats.

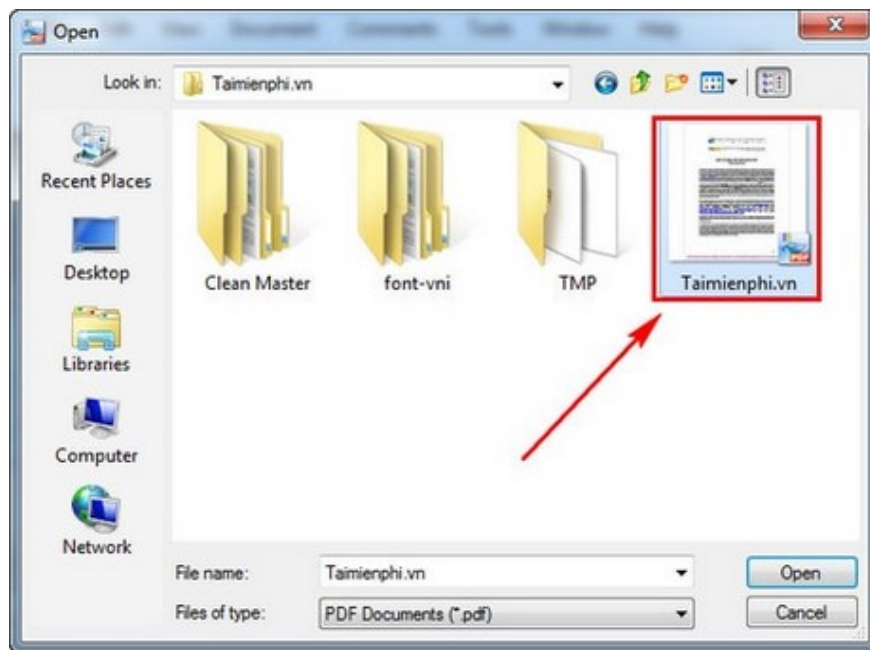
Convert PDF files to images using PDF XChange Viewer

Download PDF XChange Viewer here: [Download PDF-XChange Viewer](#)

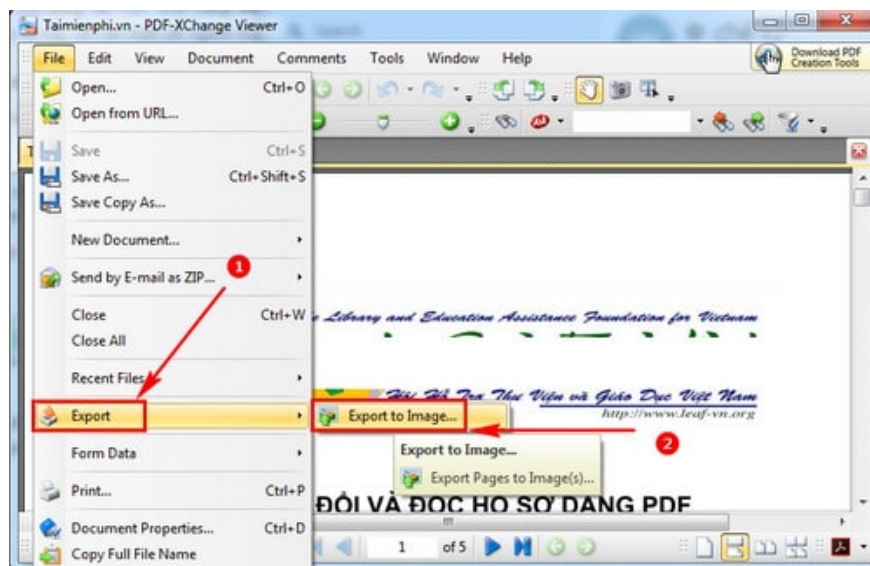
Step 1: Download and install PDF-Xchange Viewer on your computer. In the PDF-Xchange Viewer interface, select **File > Open**.



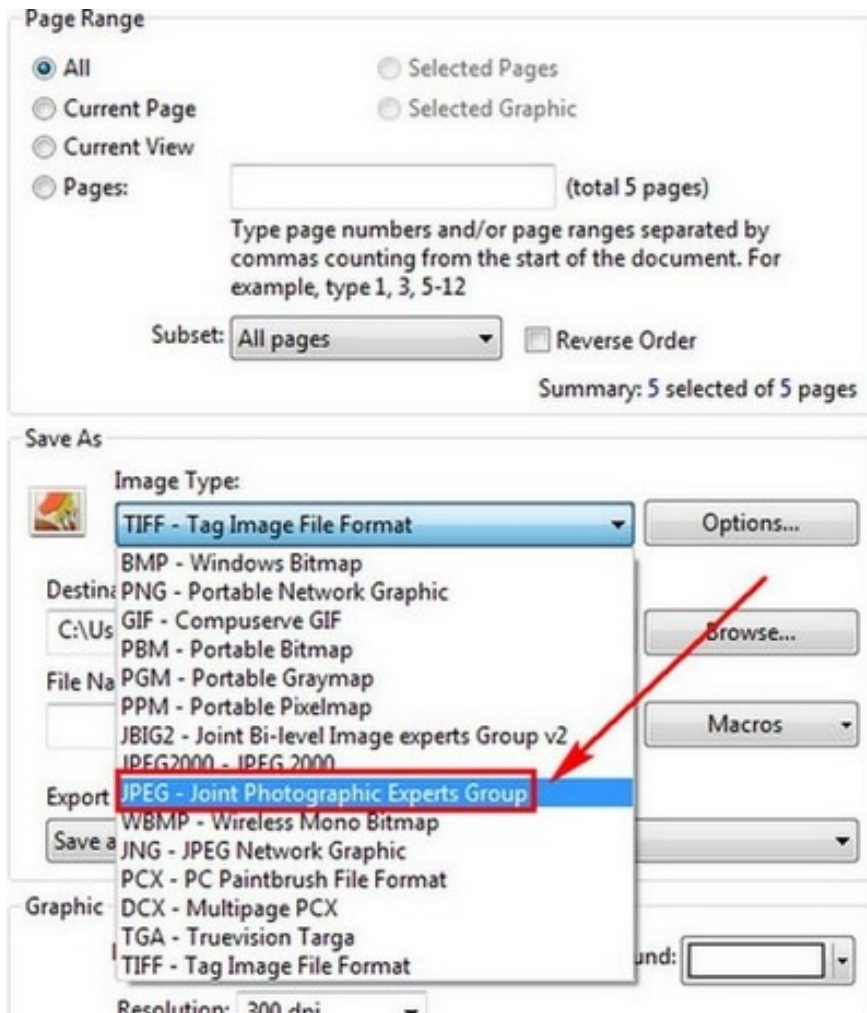
Step 2: Locate **the folder containing the PDF file** you want to convert on your computer.



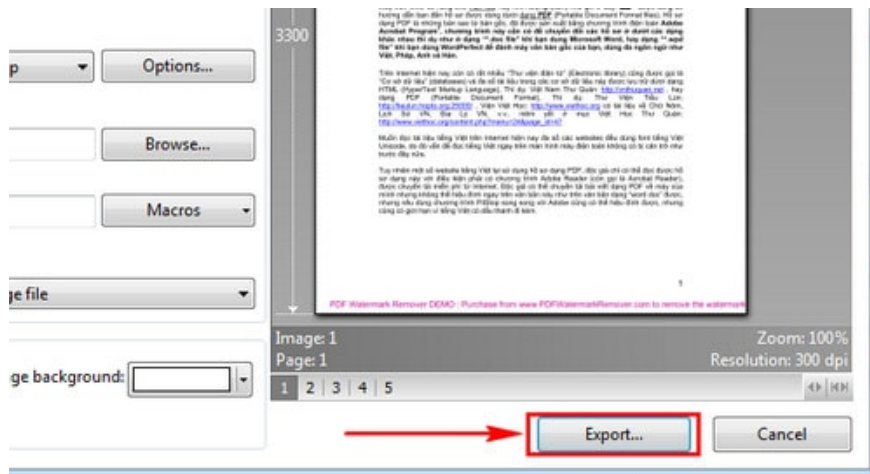
Step 3: Continue by clicking **File > Export** and selecting **Export to Image**.



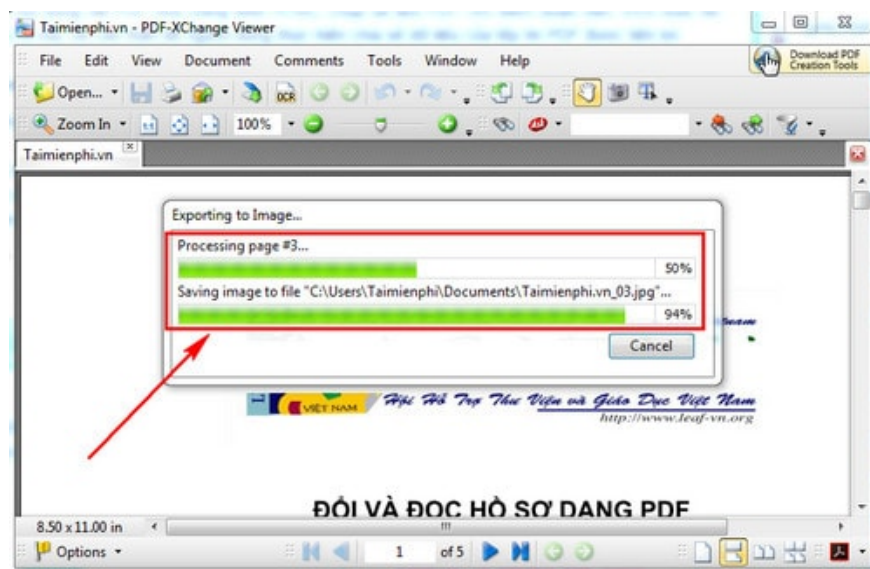
Step 4: In the PDF to image conversion dialog box, you can select the image format under **Image Type**. It's recommended to choose **JPEG** for easy reading on any computer.



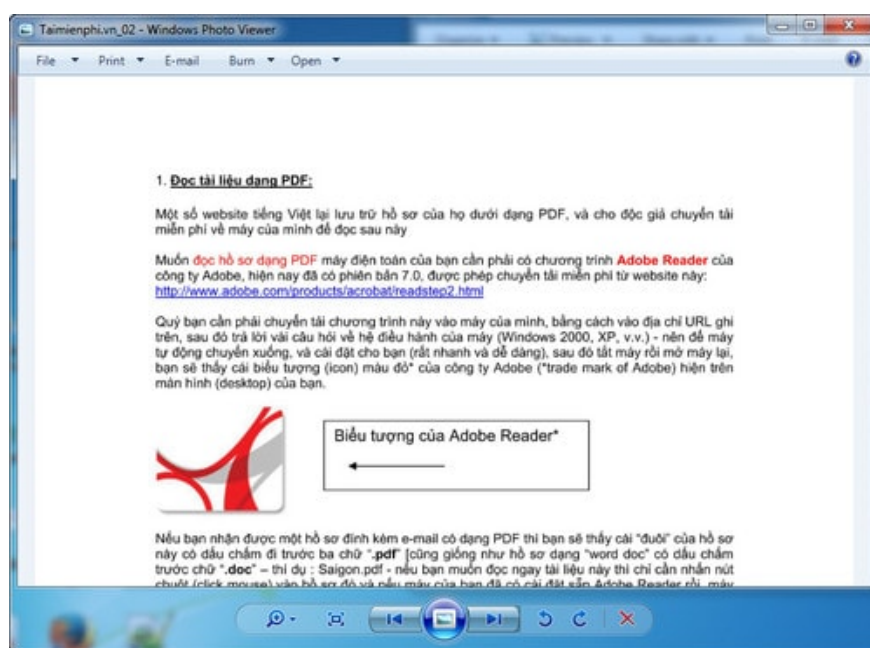
Step 5: Next, click **Export** in the upper right corner to start converting PDF to images using PDF-Xchange Viewer.



Wait a few moments for the conversion process to complete.



Step 6: Now you can open the image files to review the information.



Converting PDFs to images using PDF-Xchange Viewer is very simple, isn't it?

Another commonly used method is converting PDF to Word. This method is more effective than converting PDF to images because you can open the Word file and customize the information within it. Therefore, converting PDF to Word is widely used for editing information in PDF files.

Besides converting PDF to images using PDF-Xchange Viewer, you can also easily convert PDF to images online. This is a quick and convenient method, best used with a strong internet connection. However, if you frequently need to convert PDF files, you shouldn't convert PDF to images online but instead install software like PDF-Xchange Viewer to perform the conversion in batches, even offline.

You finished reading the article "**Convert PDF files to images using PDF-Xchange Viewer on your computer.**" edited by the [TipsMake](#) team. We hope this article has provided you with many useful tech tips and tricks. You can search for similar articles on tips and guides. Thank you for reading and for following us regularly.
