

Computer cannot read JPG image files - Summary of 6+ solutions

Is your computer unable to read JPG image files a problem that is giving you a headache? TipsMake has effective solutions available

Is your computer unable to read JPG image files a problem that is giving you a headache? TipsMake has effective solutions available to help you fix it (there are more than 6 ways). Apply now.

JPG – An extremely popular image format, it is not uncommon for computers to receive and store JPG images. Normally, opening these files is not difficult and goes very smoothly. But there are also some cases where **computers cannot read JPG image files** . How to remedy this situation? **TipsMake** will tell you the answer.



Detailed 7 ways to fix computer errors that cannot read JPG image files

As the admin shared, opening a JPG file on your computer is extremely simple and you can do it whenever you want. However, sometimes opening this image has some problems. Walking around technology forums today, many users complain about the problem of not being able to open JPG image files in Windows 10.

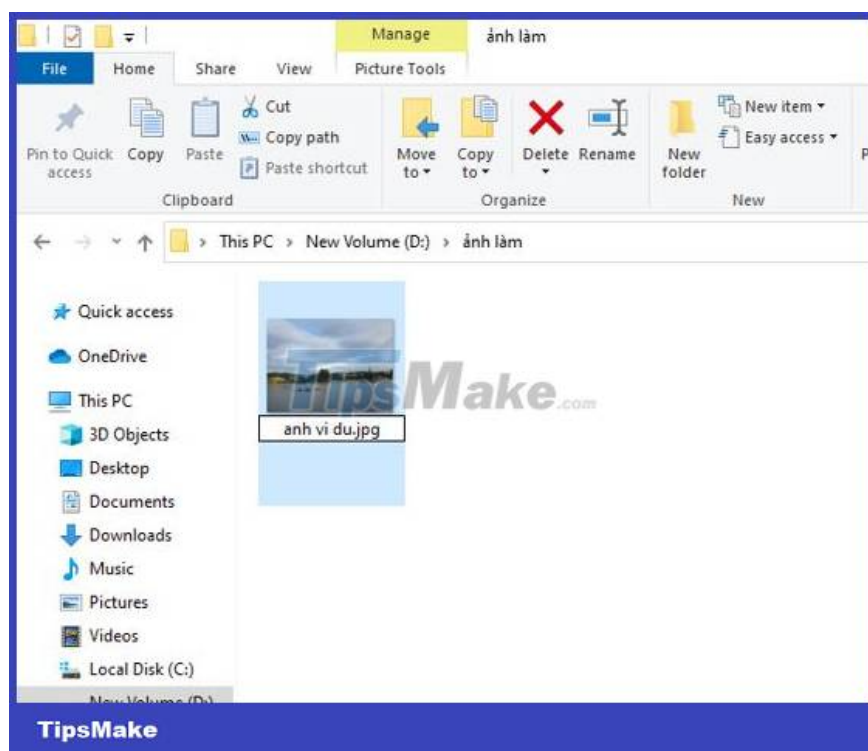
For this situation, there are many causes such as: Outdated JPG image viewer, faulty Windows 10 update, broken Windows photo viewer program. Besides, it cannot be ruled out that the JPG file itself is damaged or the computer has a software conflict. Here are the solutions for you to fix.

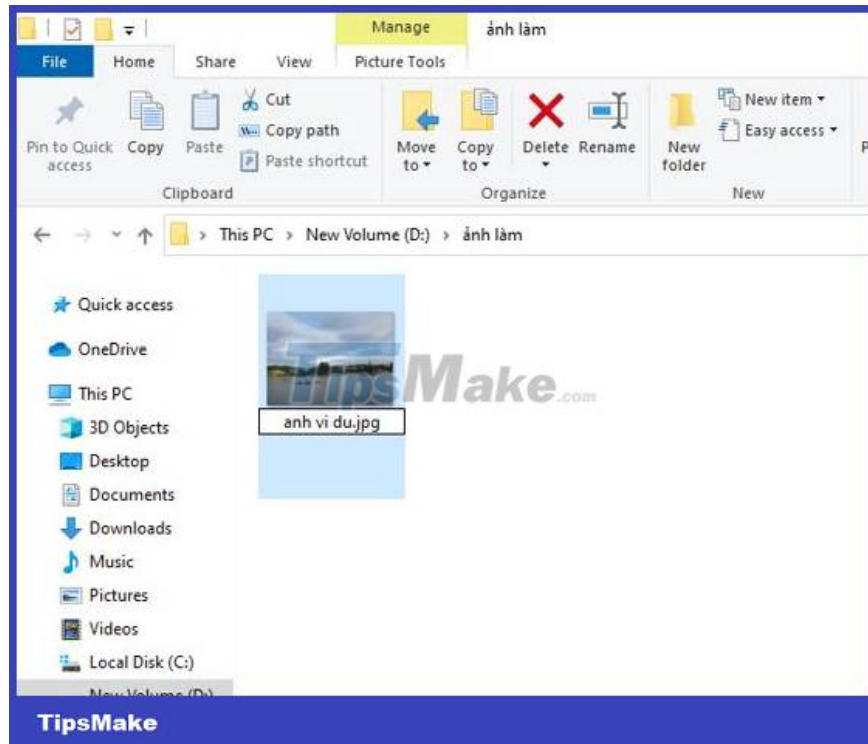
1/ Change the file size to fix the error

The error of not being able to open a JPG image file may be due to the file size being too heavy. Especially when those photos are taken from a high-quality camera. Therefore, the default Windows 10 application has some difficulty opening images that are too large in size. If this is the case, try reducing the image size and reopening it to see if it works.

2/ Rename and copy the file to another location

Incorrect file extension is also one of the main reasons that prevent computers from reading JPG format files. But you don't need to worry about this situation because users just need to rename the photo. Note, for added safety, you should copy the original file to another location to rename. When renaming, you should add the .jpg extension so the image can be opened easily.






3/ Update Windows 10 Photos

Updating the Microsoft Photos application on Windows 10 is also a useful way for you to fix the error that the photo file cannot be opened. Because Microsoft Photos is the default application for opening photos on Windows, if the application has an outdated or damaged version, you definitely cannot open the photos.

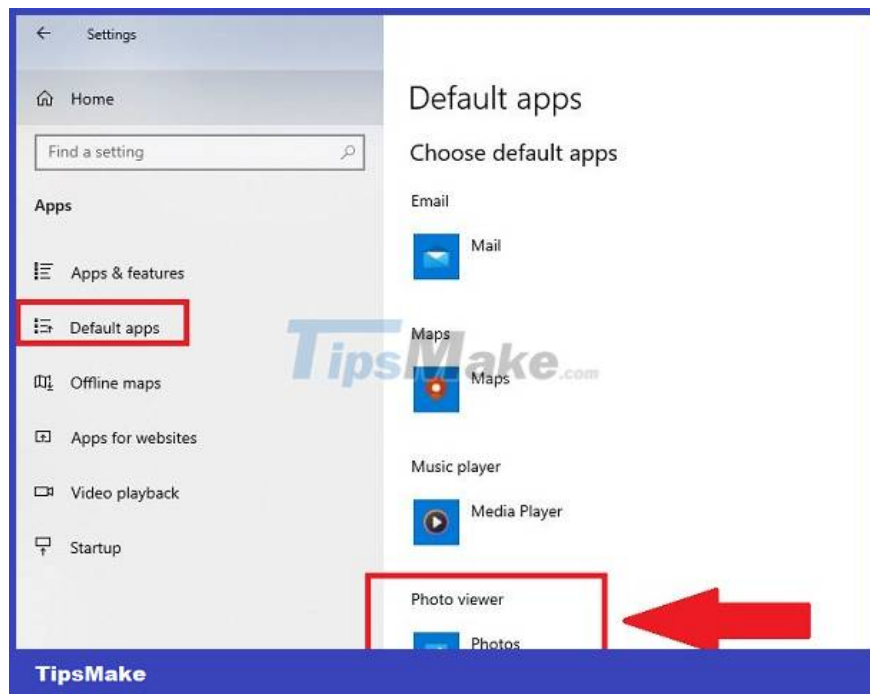
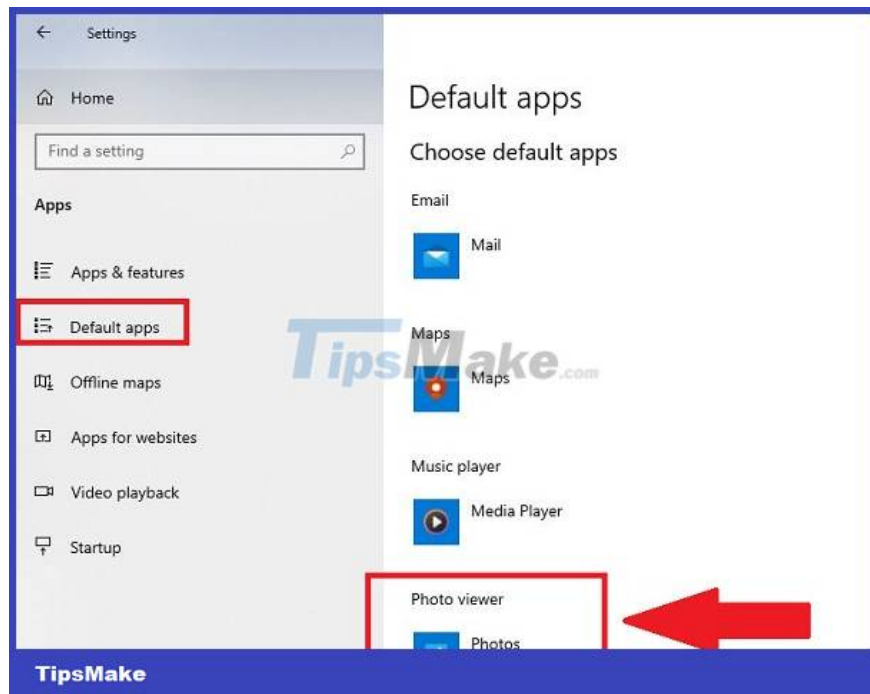
To update, users **Open the Microsoft Store app** > Click on the 3 dots in the upper right corner > Select **Downloads and updates** > In the list of available updates, check to see if there is a **Photos app**, if so, update it. Up is okay.



4/ Make Changes to the default Image Viewer application

It is also impossible to rule out the possibility that the device has a software conflict, especially when the user installs a 3rd party photo viewing application. The way to fix it is to change the default photo viewing application for this case.

Press the Windows + I key combination to open Settings > Click **Apps** > Click **Default apps** > At **Photo Viewer** , select **Photos** as the default application and you're done.



5/ Repair Microsoft Photos

1. **Step 1** : Open settings by pressing **Windows + I** > **Apps** > **Apps & features** .
2. **Step 2** : Select **Microsoft Photos** > Select **Advanced options** .
3. **Step 3** : Click **Repair** .



6/ Run an SFC scan

1. **Step 1** : Click the search icon on the taskbar > Type **CMD** > Then, right-click **Command Prompt** > Select **Run as Administrator** .
2. **Step 2** : In the next interface, enter the command **sfc/scannow** > Press **Enter** to execute this command.
3. **Step 3** : Restart the computer and check to see if it has been fixed or not.

Above is a summary of measures when the computer cannot read JPG image files. If it still doesn't work, please try opening the image with another software.

You finished reading the article "**Computer cannot read JPG image files - Summary of 6+ solutions**" edited by the [TipsMake](#) team. We hope this article has provided you with many useful tech tips and tricks. You can search for similar articles on tips and guides. Thank you for reading and for following us regularly.
