

Compilation of download links for Windows 10 October 2018 Version 1809 ISO.

So, Microsoft has officially released Windows 10 October 2018 Version 1809. Users can now download Windows 10 October 2018 Version 1809 and install it on their machines, or choose to update depending on their current circumstances.

The official download link for the Windows 10 October 2018 Version 1809 ISO has been released. This is the second time this version has appeared after encountering a serious file deletion error. Besides updating to Windows 10 1809, users can also perform a clean install. However, before deciding **to update to Windows 10 October 2018** Version 1809 or perform a clean install, it's important to know how to download the most reliable version of Windows 10.



Compilation of download links for Windows 10 October 2018 Version 1809 ISO.

1. Download the Windows 10 October 2018 Version 1809 ISO link from TipsMake.

If you're wondering where to find a safe, fast, and reliable download link for the Windows 10 October 2018 Version 1809 ISO that's definitely from Microsoft, TipsMake can meet all your requirements.

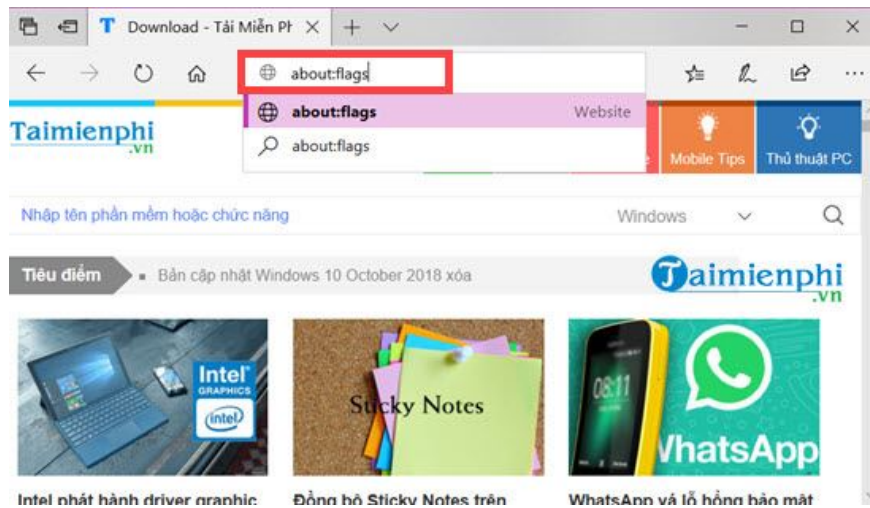
Download the Windows 10 October 2018 Version 1809 ISO file here .

2. Instructions on how to download the Windows 10 October 2018 Version 1809 ISO file directly from Microsoft.

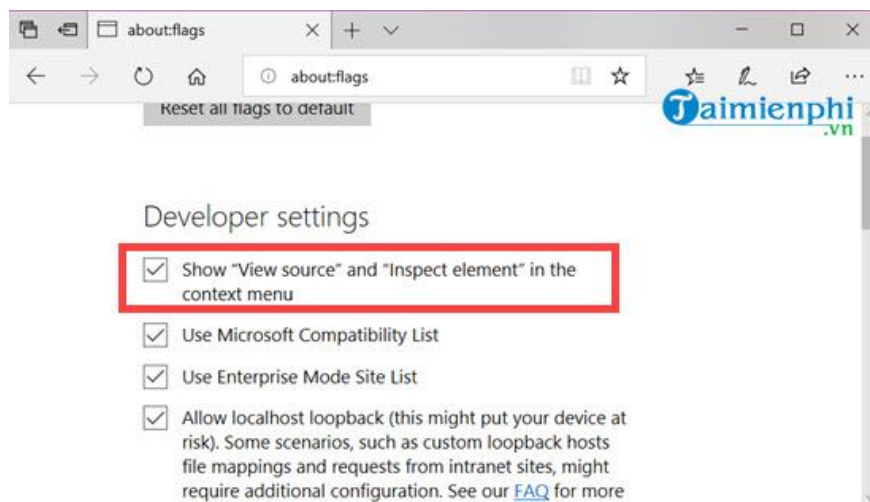
Essentially, the Microsoft homepage contains download links for the Windows 10 October 2018 Version 1809 ISO, but these links are hidden and require special methods to access and download the files.

- Instructions on how to download Windows 10 on Microsoft Edge

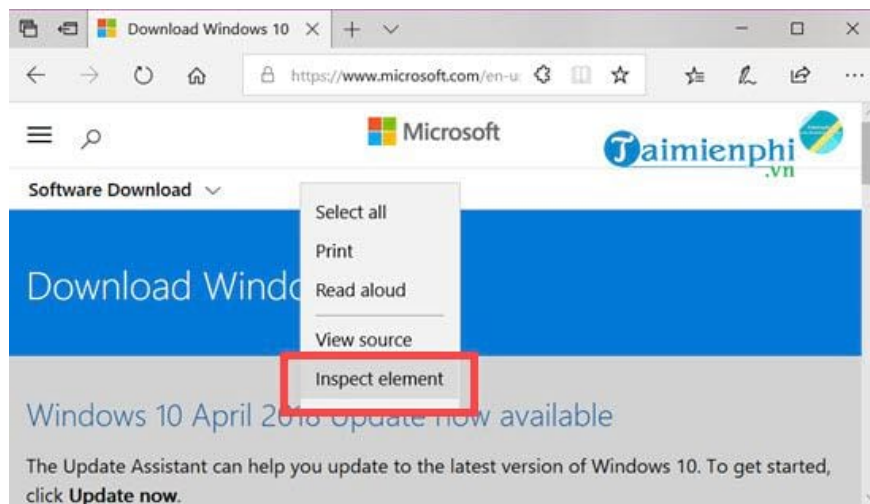
Step 1: To download the Windows 10 October 2018 Version 1809 ISO file, open Edge and type **about:flags** in the browser's address bar.



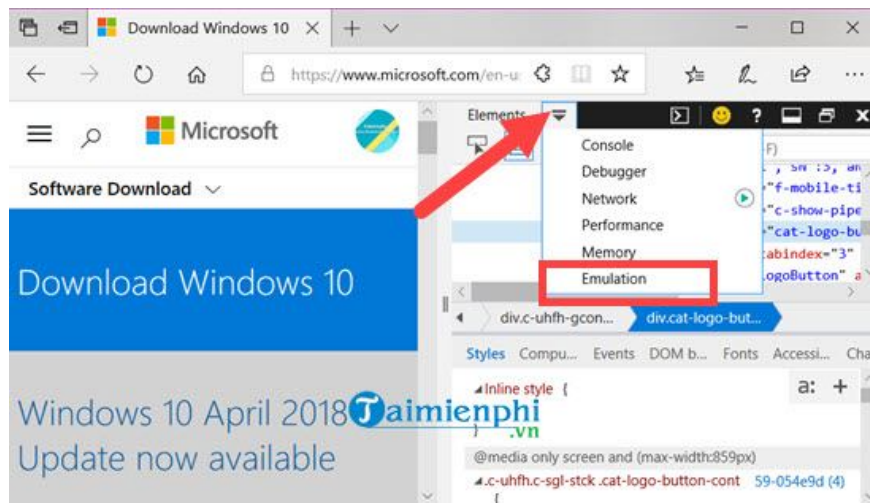
Step 2: Here, simply check the first option, "Show 'View source' and 'Inspect element'".




Step 3: Then, follow the link [HERE](#) to go to the Windows 10 October 2018 Version 1809 ISO download page. **Right-click** > select **Inspect element**.



Step 4: A **Console window** will appear. Here, click the arrow icon and select **Elaboration** .



Step 5: Scroll down to the **User Agent String** section and select the browser to display. In this case, it's Microsoft Edge, so change it to **Safari (iPad)** .



Step 6: The website will then automatically reload. At this point, select your desired Windows 10 version and language.

Select edition

Windows 10 editions below are valid for both Windows 10 Home and Windows 10 Pro.

Windows 10

Confirm

[Privacy](#)

[+ More download options](#)

[Taimienphi.vn](#)

Select the product language

You'll need to choose the same language when you install Windows. To see what language you're currently using, go to **Time and language** in PC settings or **Region** in Control Panel.

English International

Confirm

Step 7: Immediately, the download link for the Windows 10 October 2018 Version 1809 ISO will appear. Click on it to download.

Windows 10 Education English International

64-bit Download

32-bit Download

[Taimienphi.vn](#)

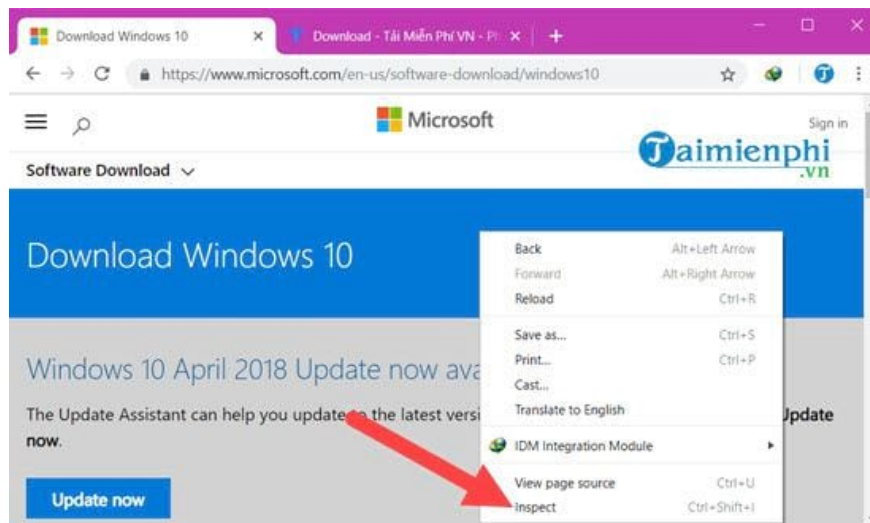
Links valid for 24 hours from time of creation.

Links expire: 10/13/2018 2:35:10 AM UTC

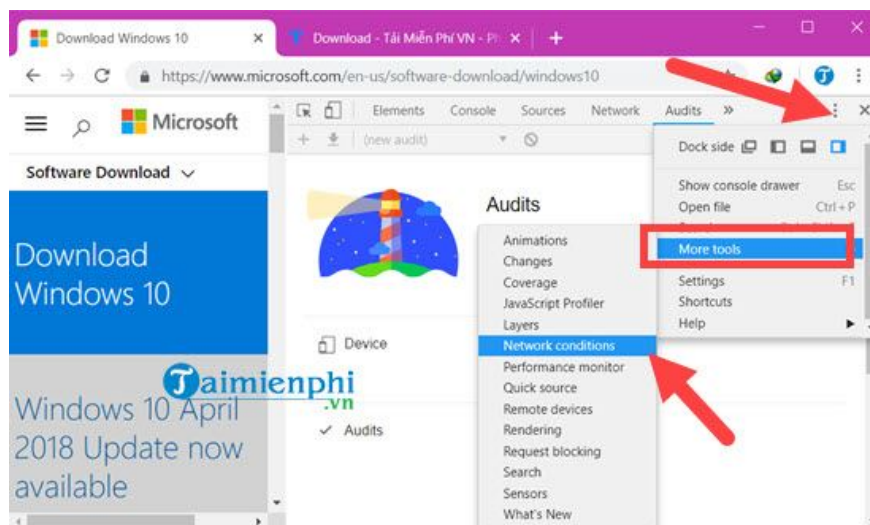
- Instructions on how to download Windows 10 on Google Chrome

Besides Edge, Google Chrome can also use this method to find the download link for the Windows 10 October 2018 Version 1809 ISO.

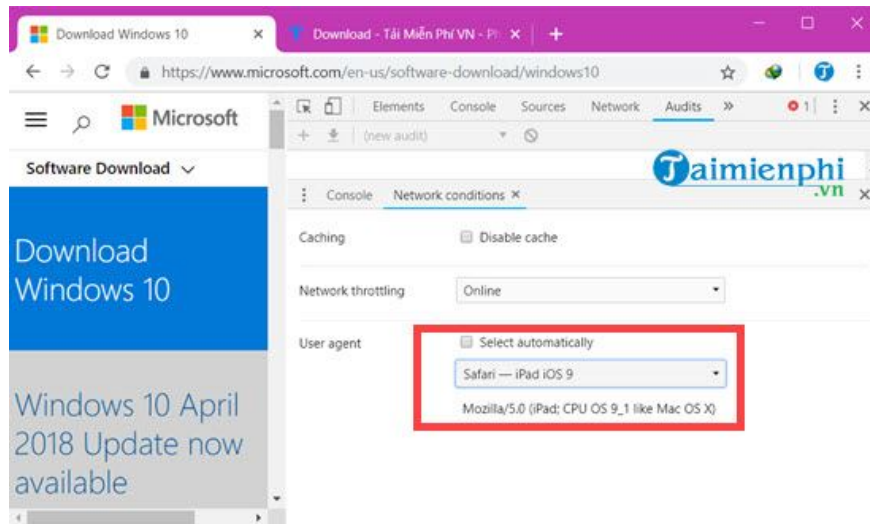
Step 1: Similar to Edge, but we just need to **right-click** and select **Inspect** .



Step 2: Here, click on the three-dot icon and select **More Tools > Network conditions** .



Step 3: Then, uncheck " **Select automatically**" and choose " **Safari - iPad iOS 9** ," and **refresh** the Windows 10 page. Note that you shouldn't close the Console.



Step 4: Similarly, select your Windows 10 version and choose its **language** .

Select edition

Windows 10 editions below are valid for both Windows 10 Home and Windows 10 Pro.

Confirm

[Privacy](#)

[+ More download options](#)

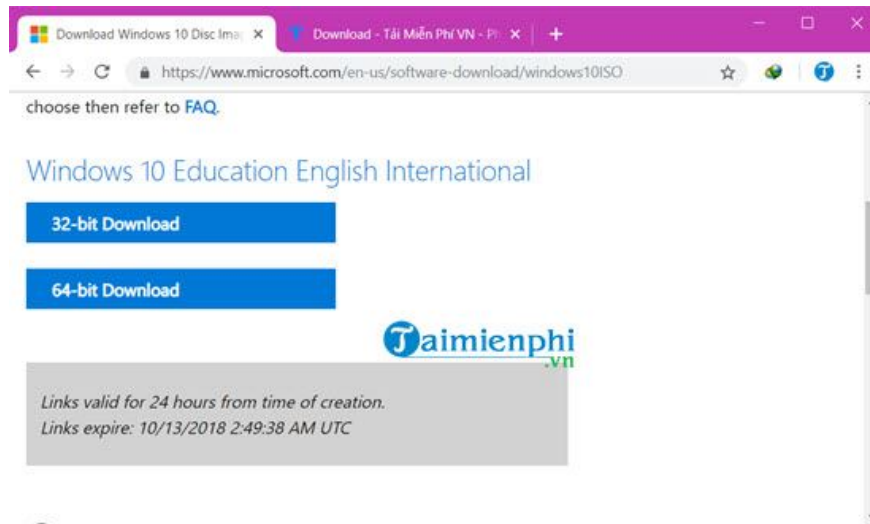


Select the product language

You'll need to choose the same language when you install Windows. To see what language you're currently using, go to **Time and language** in PC settings or **Region** in Control Panel.

Confirm

Step 5: Finally, the download link for the Windows 10 October 2018 Version 1809 ISO is displayed, and we can now download this Windows 10 file.



Once you have the download link for the Windows 10 October 2018 Version 1809 ISO, you can install Windows 10 through various methods. For example, creating a Windows 10 October 2018 Version 1809 installation USB is a solution that TipsMake recommends to users because creating a Windows 10 October 2018 Version 1809 installation USB is simple and easy to do.

You finished reading the article "**Compilation of download links for Windows 10 October 2018 Version 1809 ISO.**" edited by the [TipsMake](#) team. We hope this article has provided you with many useful tech tips and tricks. You can search for similar articles on tips and guides. Thank you for reading and for following us regularly.