

Competing the 3 best file compression software on Windows today

Which software is the leader among 7-Zip, WinRAR and WinZIP and how to set the highest compression quality of each software? The answer will be in the content below

7-Zip, WinRAR and WinZIP are the three most popular file compression and decompression software today. All three of these programs are very easy to use and have similar features, helping you organize and package many small files into a single file. Along with that, significantly saves storage space on the computer.



Although quite equal, we will find out which program supports file compression best in this article.

Note: The article chooses Winzip, 7 Zip and WinRAR because these are the three most used file compression tools for Windows.

In the test, we will compress video files with a total capacity of 1.3GB, using each program's best compression settings, not the default settings. This article will show you how to install each software to get the best compression quality.

Which software is free?

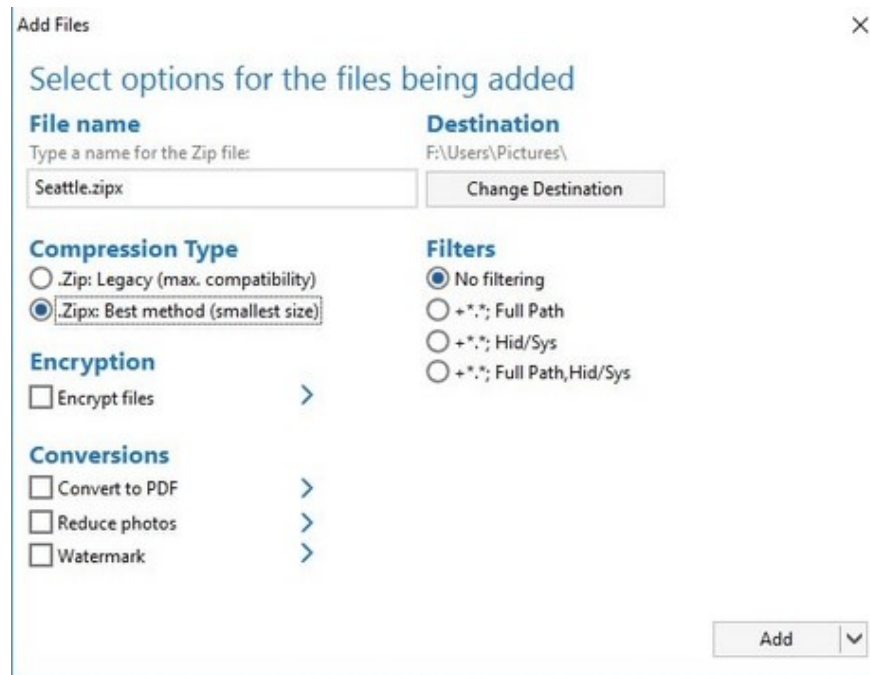
When comparing these three software, 7-Zip has the upper hand because it is completely free software. WinRAR is also considered free except that you have to turn off the expiration notification every time you start the software. As for WinZip, it will be locked after the trial period.

Therefore, 7-Zip temporarily takes the lead when considering the free factor.

WinZip decompression software

In an era where everyone wants to use free software, WinZip goes outside this framework with a selling price of 25.95 pounds (more than 700 thousand VND) after a trial period. Let's see if WinZip has 'you get what you pay for'?

WinZip has the option to compress files with the .zipx format which is considered much superior to .zip and .rar. To compress with this format, select and right-click the file to compress, select **WinZip => Add to Zip** . When the WinZip window opens, select the '**.Zipx**' format in the **Compression Type** section and start compressing.



This is the result when compressing 1.3GB of data using WinZip's two compression options:

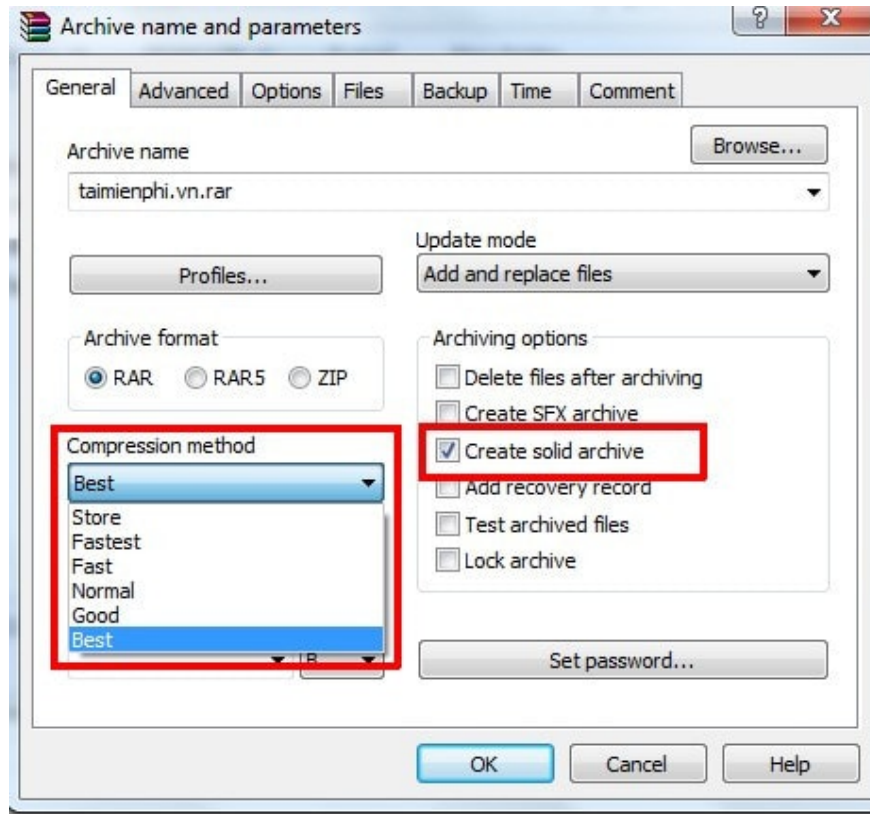
.Zip: 855MB (34% reduction)

.Zipx: 744MB (43% reduction)

WinRAR compression and decompression software

WinRAR compressed files are in RAR format and there are some tricks you need to know to get the best compression quality from this software.

Select the file to compress, right click and select **Add to archive** . In the new window, tick the '**Create solid archive**' box. Next, in the **Compression method** section , click the drop-down arrow next to the word Normal and select **Best**.



WinRAR also has a fairly effective RAR5 compression format option.

Results when compressing 1.3GB data using WinRAR's best customization:

.rar: 780MB (40% reduction)

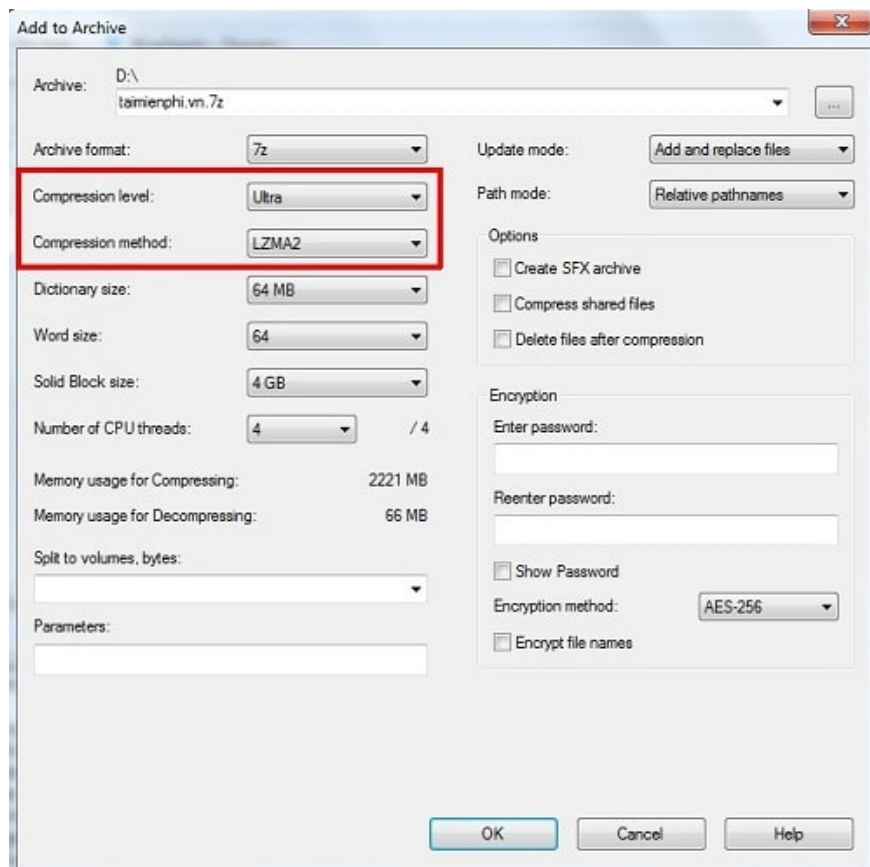
.rar5: 778MB (40% reduction)

7-Zip file compression software

The last candidate on the list with the free advantage. But does that mean the quality is the worst? Let's test it out.

First, select the file to compress, right click, select 7 Zip and press **Add to archive** .

In the new window, set **the Compression level** to **Ultra**, change **the Compression method** to LZMA2 and compress the file.

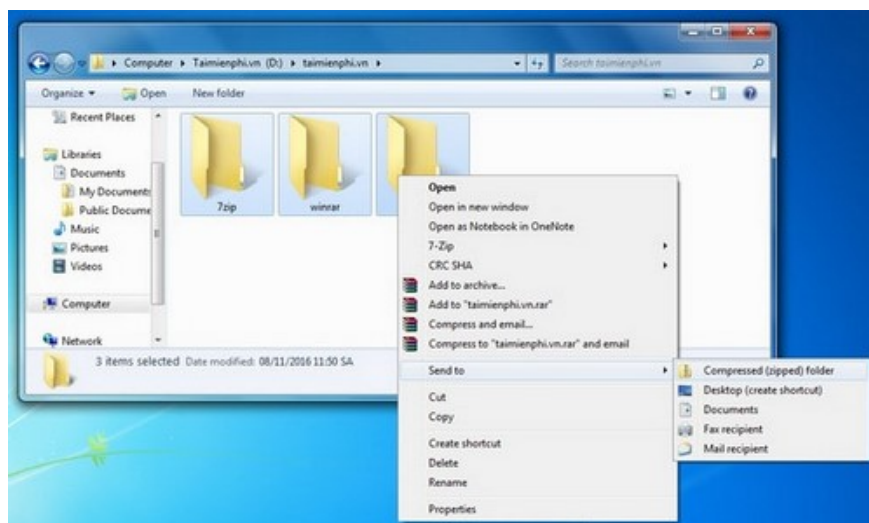


7-Zip compressed the total file size of 1.3GB to 758MB (42% reduction).

summary

Based on the results obtained, the article chooses 7-Zip as the best file compression software. Although WinZip has a 1% better result, that number is not worth the software's price of 700,000 VND.

Another option for those who don't want to use third-party software, Windows also has a built-in utility to help you compress files. To use, select the files to compress, then right-click, press **Send to** and select **Compressed folder**.



With the same test, a 1.3GB file was only compressed to 892MB (31% reduction), but with the advantage of being fast and convenient, this tool will assist when you need to compress files without any other software.

You finished reading the article "**Competing the 3 best file compression software on Windows today**" edited by the [TipsMake](#) team. We hope this article has provided you with many useful tech tips and tricks. You can search for similar articles on tips and guides. Thank you for reading and for following us regularly.