

# Compare 2 free video editors HitFilm Express and DaVinci Resolve

In this article, TipsMake.com will compare HitFilm Express and DaVinci Resolve, to see which software won the battle for the best free video editor.

Video editing tools can be very expensive. After all, the main users of these tools are usually studios that are capable of making billions of dollars, if a movie succeeds. From a business perspective, when customers make a lot of money with your software, is there no reason for you to sell your product at a cheap price?

However, most home users do not earn much money from the videos they create. And if you don't make as much money as professionals, then why do you have to spend expensive money on a editing tool? Fortunately, free video editors like HitFilm Express and DaVinci Resolve are tools to help you fix this problem.

In this article, TipsMake.com will compare HitFilm Express and DaVinci Resolve, to see which software won the battle to win the "Best Free Video Editor".

1. Download HitFilm Express
2. Download DaVinci Resolve

## Is HitFilm Express or DaVinci Resolve the best free video editor?

1. Hardware requirements
2. Prices and add-ons
3. Resolution and file support
4. Function
5. User interface
6. Easy to use
7. Was HitFilm Express or DaVinci Resolve the winner?

## Hardware requirements

Looking at the DaVinci Resolve website, you will find it difficult to find any system requirements. Even in manuals in PDF format, system requirements are quite vague. The document indicates that you will need a screen to see what you have edited, but do not specify how much RAM you need.

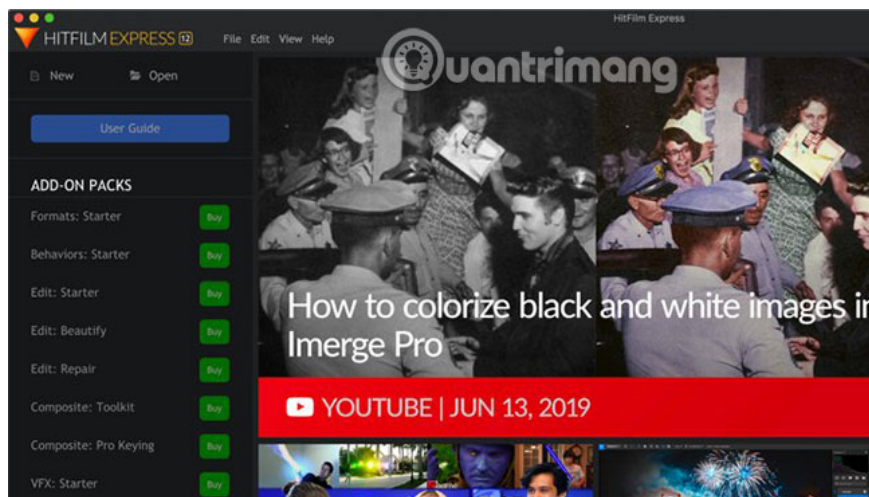
HitFilm Express is more specific when it comes to system requirements. These requirements seem much more modest than DaVinci Resolve. Most computers manufactured in the last 5 years or longer can run HitFilm Express without problems. Like all video editing applications, HitFilm Express will benefit from a dedicated

graphics card and will use all the RAM you grant it. However, you can still run HitFilm Express with 4GB RAM and integrated graphics if you need it.

**Winner: HitFilm Express**

## Prices and add-ons

When it comes to price, you can choose the free or paid DaVinci Resolve version with full features. The price for the paid version is \$ 299 (VND 6.9 million), which is quite low when compared to other professional video editing software.

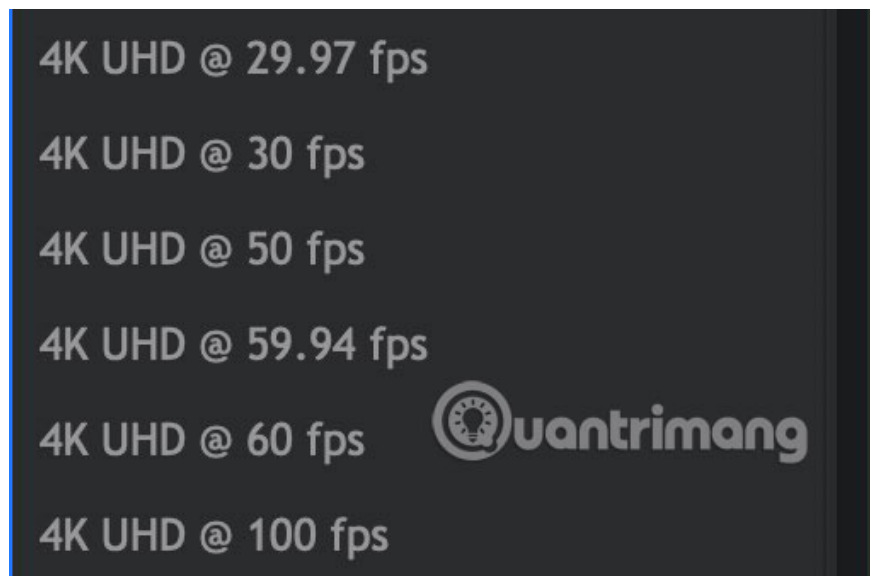


HitFilm Express has a more modular approach. You can start from the free version, buy HitFilm Pro (also priced at \$ 299) or add upgrades to HitFilm Express. This means that if almost everything you need is in HitFilm Express, you can pay a few dollars to add the features you lack, then return to work.

**Winner: HitFilm Express**

## Resolution and file support

One of the most important aspects is that both applications support 4K video editing. However, they may not support every frame rate unless you upgrade. For example, if you want to edit 4K 120fps videos with DaVinci Resolve, you'll have to pay.



Now, the article will look at another important aspect: File format. Both applications support the file types commonly used in the free version. However, you may need to buy an add-on for certain file types in HitFilm Express. On the other hand, DaVinci Resolve supports a large number of different file types in the free version.

**Winner: DaVinci Resolve**

## Function

Both applications support all the features you need for basic editing. You can import your clips, cut, apply transition effects and export them in many different formats. In general, both of these programs have quite strong abilities.

DaVinci Resolve is often the name that appears in the list of the best free video editors. In fact, DaVinci Resolve is on the list of **TipsMake.com** 's best video editing applications . DaVinci Resolve's advanced feature set is amazing and is still growing. Some of the best features include automatic audio and video synchronization on multiple clips and Fusion compositing.

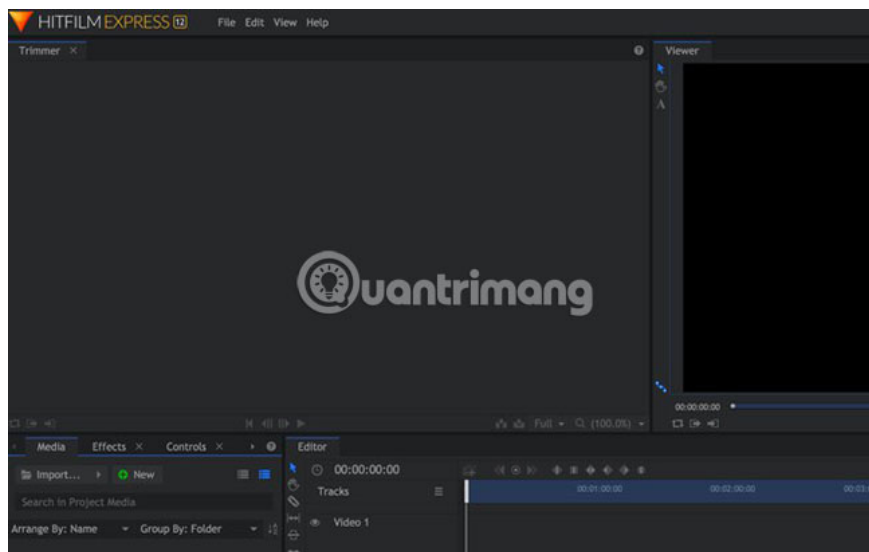
HitFilm Express also has full features, but as mentioned above, you may need to drill down into add-ons. There are several add-on packages that offer additional formats, behaviors and editing features. You may never need to buy any of these add-ons, but it is more likely that you will have to buy the HitFilm Express add-ons rather than upgrading to DaVinci Resolve Studio.

**Winner: DaVinci Resolve**

## User interface

The HitFilm Express application is 'covered' by reminders to buy add-ons. As soon as you load the application, the entire sidebar on the left is reserved for all the different function bits (you need to spend a few extra dollars to get them). Although it only appears on the main screen and disappears when you actually start a new project, the prompt is something that annoys the user.

When you really started working on a new project, HitFilm 4 Express looked quite like a regular video editor, with a few minor differences.

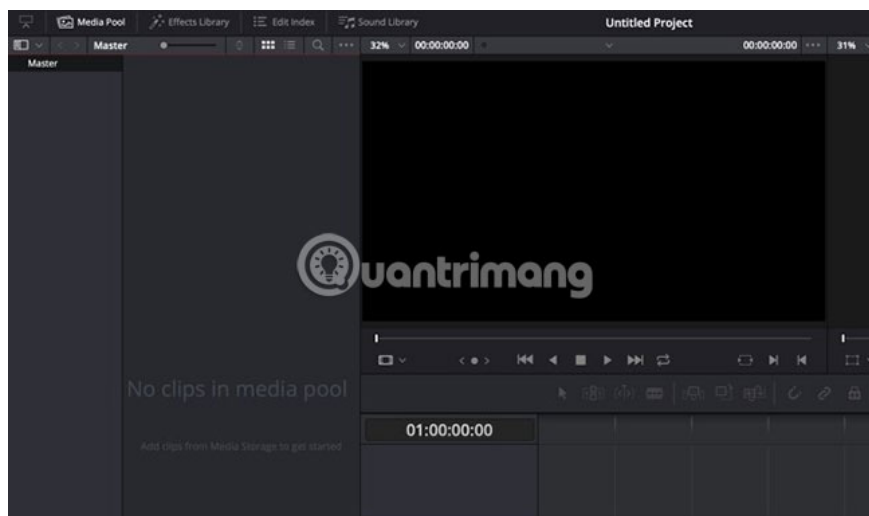


DaVinci Resolve achieved a big plus in this section, thanks to a feature. Although DaVinci Resolve has its own keyboard shortcuts, you can also set up to use shortcuts from Premiere Pro, Final Cut Pro X or Avid Media Composer. If you have ever used one of these editors before, this feature will be very convenient in helping you switch between tools.

**Winner: DaVinci Resolve**

## Easy to use

HitFilm Express is a powerful tool, but it clearly targets content creators on YouTube. In general, the HitFilm Express application is easier to use and you need to master the editing skills to use it. Many other useful features found in other editors also appear in HitFilm Express, but not very prominent.



The Hollywood platform of DaVinci Resolve is quite evident in the application. This feeling is like an app for people who are familiar with video editing and want more powerful features to be placed in an easy-to-see location. This point does not make DaVinci Resolve unusable, but not as friendly as HitFilm Express.

**Winner: HitFilm Express**

## **Was HitFilm Express or DaVinci Resolve the winner?**

HitFilm Express is completely easier to use than DaVinci Resolve, especially if you are new to video editing. HitFilm Express focuses on compositing (the technique of combining visual elements from various sources, making the illusion that they are part of the same scene), a great strength of the application, but with the addition of Fusion, DaVinci Resolve has nearly caught up with their opponents.

The origin of DaVinci Resolve is a tool used primarily for color grading purposes (the process of improving images so that it appears more beautiful in different environments and devices). As a video editing tool, DaVinci Resolve has caught up not only with HitFilm, but also other popular video editors like Adobe Premiere and Final Cut Pro X. Although a bit more difficult to use, DaVinci Resolve will more useful if you want to learn deeper functions in the video editing process.

Both HitFilm Express and DaVinci Resolve are powerful video editing applications and the differences between them are not very large. However, if forced to choose the winner, perhaps the answer is DaVinci Resolve.

If you work with feature films, getting used to advanced features in DaVinci Resolve may be helpful. On the other hand, if you just want to create simple videos, HitFilm Express can help you achieve faster results.

If you are trying to create a YouTube video, any of these 2 editors will work fine. Refer to the article: [5 tips for creating YouTube videos for beginners](#) for more details.

You finished reading the article "**Compare 2 free video editors HitFilm Express and DaVinci Resolve**" edited by the [TipsMake](#) team. We hope this article has provided you with many useful tech tips and tricks. You can search for similar articles on tips and guides. Thank you for reading and for following us regularly.