

# Coloring alternating excel lines not everyone knows

Tips for excel coloring simple alternating Excel lines but not everyone knows. Let's TipsMake learn offline!

With long and many excel data, you will look very confused. So is there any way to fix this? Think of alternating coloring for Excel lines. Let's refer to TipsMake article below to know this good tip!



Sometimes the plain Excel template tables are just plain white and can be very confusing. To help readers overcome this and can look up necessary information as quickly as possible without confusion. Simply with the following 5 steps for you to color alternately for rows in Excel spreadsheets!

## Step 1:

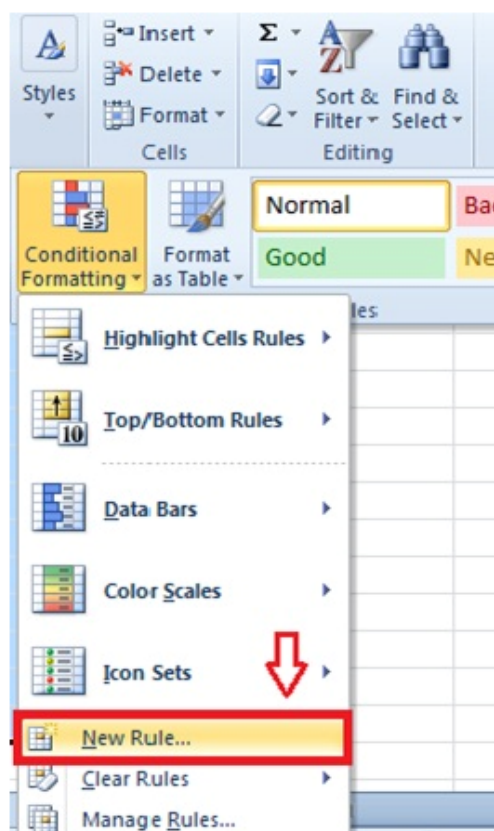
You press Ctrl + A or you can press the triangle button on the left corner of the sheet to highlight the entire Excel table.

	A	B	C	D	E
1	STT	HỌ VÀ TÊN	GIỚI TÍNH	NGÀY SINH	
2	1	Lê Kiều Trinh	NỮ	9/4/1992	
3	2	Nguyễn Thu Hằng	NỮ	12/6/1992	
4	3	Trịnh Quỳnh Trang	NỮ	6/8/1989	
5	4	Mai Duy Đức	Nam	5/11/1991	
6	5	Trần Quốc Anh	Nam	18/2/1988	
7	6	Đặng Tuấn Việt	nam	26/12/1994	
8					
9					
10					
11					

**DI** ketoanducminh.edu.vn  
Nâng tầm tri thức, vươn tới tương lai

## Step 2:

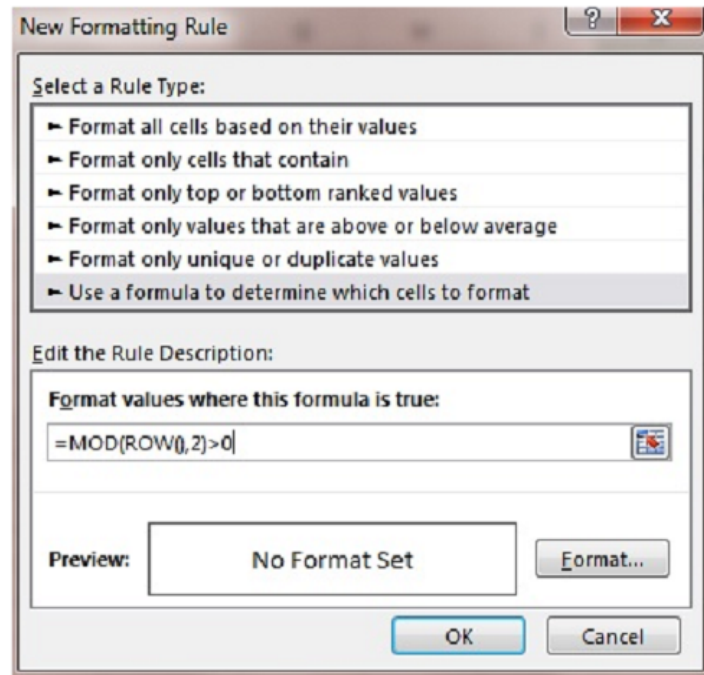
Then you go to Home, in Style select Conditional Formatting, select New Rule.



## Step 3:

Then the New Formatting Rule dialog box appears. You select Rule Type: Use a formula to determine which cells to format

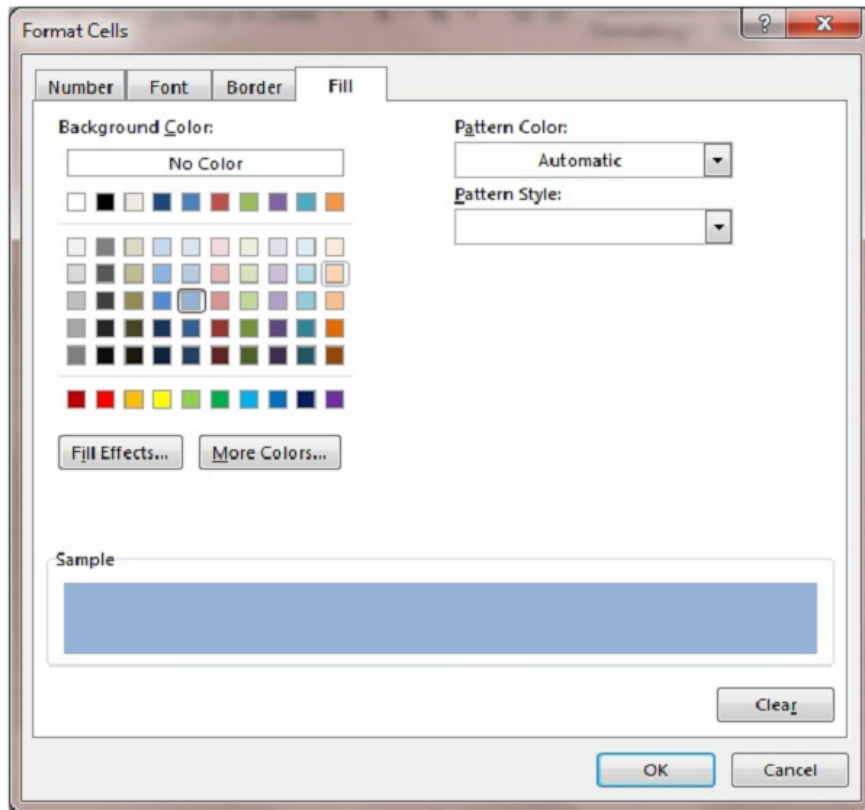
In the Format values where this formula is true box, type the formula: = MOD (ROW (), 2)> 0



## Step 4:

When you click Format, the Format Cells dialog box appears.

On the Fill tab, select the color you want, then select OK.



## Step 5:

After you press OK, let's see the results achieved offline!

	A	B	C	D	E
1	STT	HỌ VÀ TÊN	GIỚI TÍNH	NGÀY SINH	
2	1	Lê Kiều Trinh	NỮ	9/4/1992	
3	2	Nguyễn Thu Hằng	NỮ	12/6/1992	
4	3	Trịnh Quỳnh Trang	NỮ	6/8/1989	
5	4	Mai Duy Đức	Nam	5/11/1991	
6	5	Trần Quốc Anh	Nam	18/2/1988	
7	6	Đặng Tuấn Việt	nam	26/12/1994	
8					
9					
10					



It's simple and fast, with 5 super-fast steps that can help you differentiate between different viewing lines in Excel.

You finished reading the article "**Coloring alternating excel lines not everyone knows**" edited by the [TipsMake](#) team. We hope this article has provided you with many useful tech tips and tricks. You can search for

similar articles on tips and guides. Thank you for reading and for following us regularly.

---