

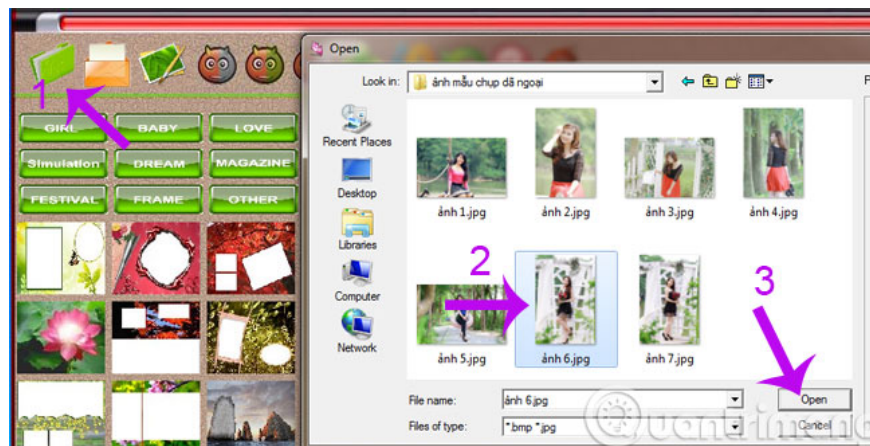
# Collage photos into frames with PhotoShine

If you are looking for a tool to blend photos into frames or create impressive photo collages, PhotoShine is a great choice. This is an application that supports photo editing, photo collage into frames, creating sketch images very quickly, easy to manipulate. Let's TipsMake.com learn how to do it.

If you are looking for a tool to blend photos into frames or create impressive photo collages, **PhotoShine** is a great choice. This is an application that supports photo editing, photo collage into frames, creating sketch images very quickly, easy to manipulate. Let's TipsMake.com learn how to do it.

1. Instructions to add watermark, rotate, flip photos with Picasa
2. How to make photos on PhotoScape?
3. Make artistic black and white photos with PhotoScape

**Step 1 :** After installation is successful, turn on PhotoShine and click **New** to proceed with selecting photos




**Step 2 :** In the minimized window area, PhotoShine offers 5 different options

1. **New** : Open a new image file
2. **Gray Photo** : Create monochrome images
3. **Old Photo** : Create old photos
4. **Sketch Photo** : Create sketch photos
5. **Rotate** : Rotate photos



**Step 3** : Choose a frame that fits the theme of the photo by clicking on the icons on the left side of the window with different themes.

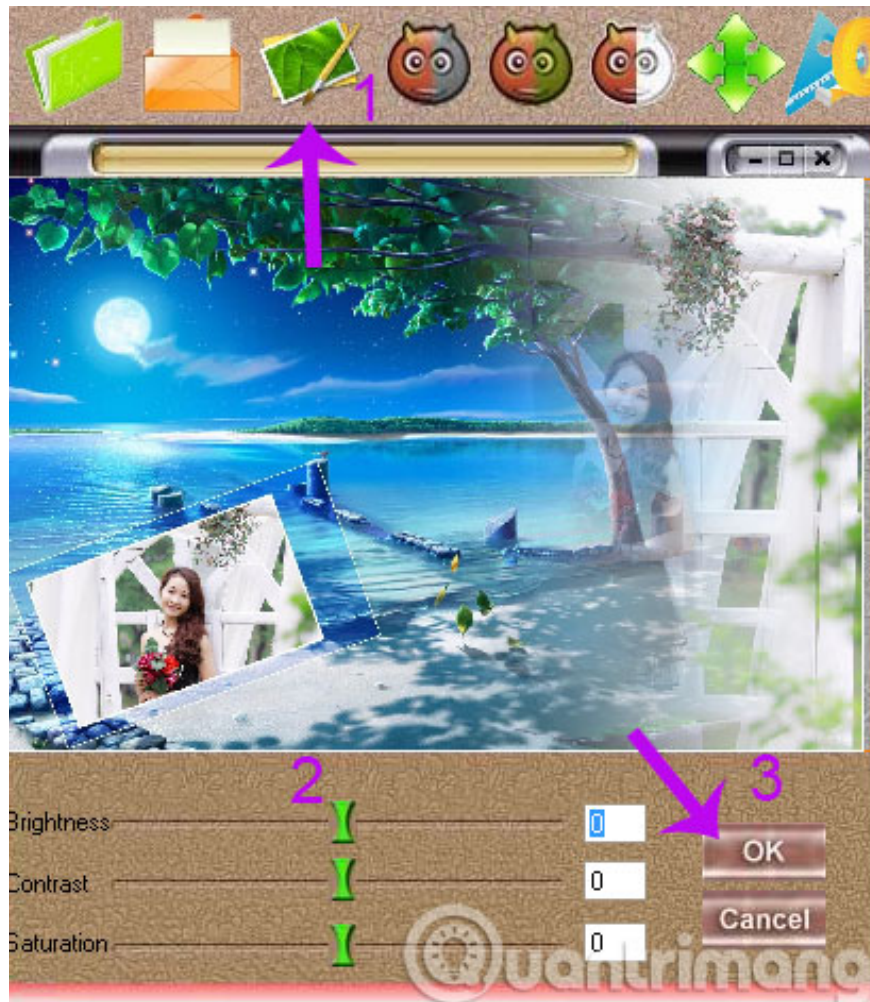
1. **Girl** : Girl
2. **Baby** : Children
3. **Love** : Love
4. **Simulation** : Simulation
5. **Dream** : Dream
6. **Magazine** : Magazine
7. **Festival** : Festival
8. **Frame** : Frame
9. **Other** : Other



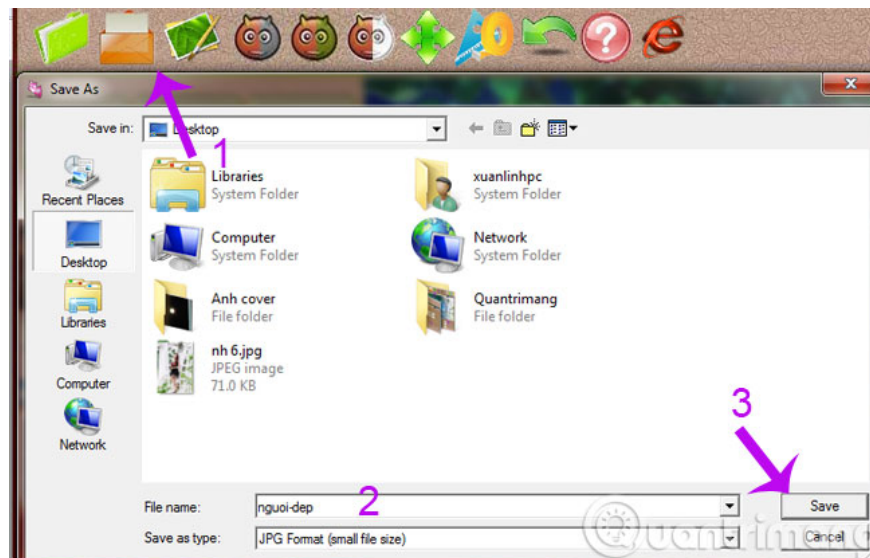
**Step 4 :** Click **Resize** to adjust the size of the photo



**Step 5 :** Click on the **Adjust** option to customize the brightness, contrast and saturation for the created image.



**Step 6** : Finally, press the **Save** button to save the newly created work. Enter the file name in the **File name** field.



And this is the newly created photo



**Wish you all new weeks!**

You finished reading the article "**Collage photos into frames with PhotoShine**" edited by the [TipsMake](#) team. We hope this article has provided you with many useful tech tips and tricks. You can search for similar articles on tips and guides. Thank you for reading and for following us regularly.