

# Coin Master pets and things to know

If you do not know anything about Pet in Coin Master, then check out this article to know how to take care and skills of each pet in Coin Master.

Coin Master just emerged not long ago, many players in addition to receiving the free code master coin link to have more turns in the game to earn money to build houses, earn hammers to demolish houses and steal gold from friends in the game. . Make many people hide their friends in Coin Master to avoid being stolen and breaking houses in the game.

Companion to you in the game besides friends will also have pets. Each animal in Coin Master that you raise will have its own unique characteristics to support you in the journey to destroy your friend's house.

If you are new to Coin Master and do not know how the Pet system in Coin Master works, please see the article below. Maybe you will gain some experience with them in the game and play Coin Master more effectively.

## **Pet in Coin Master and things to know**

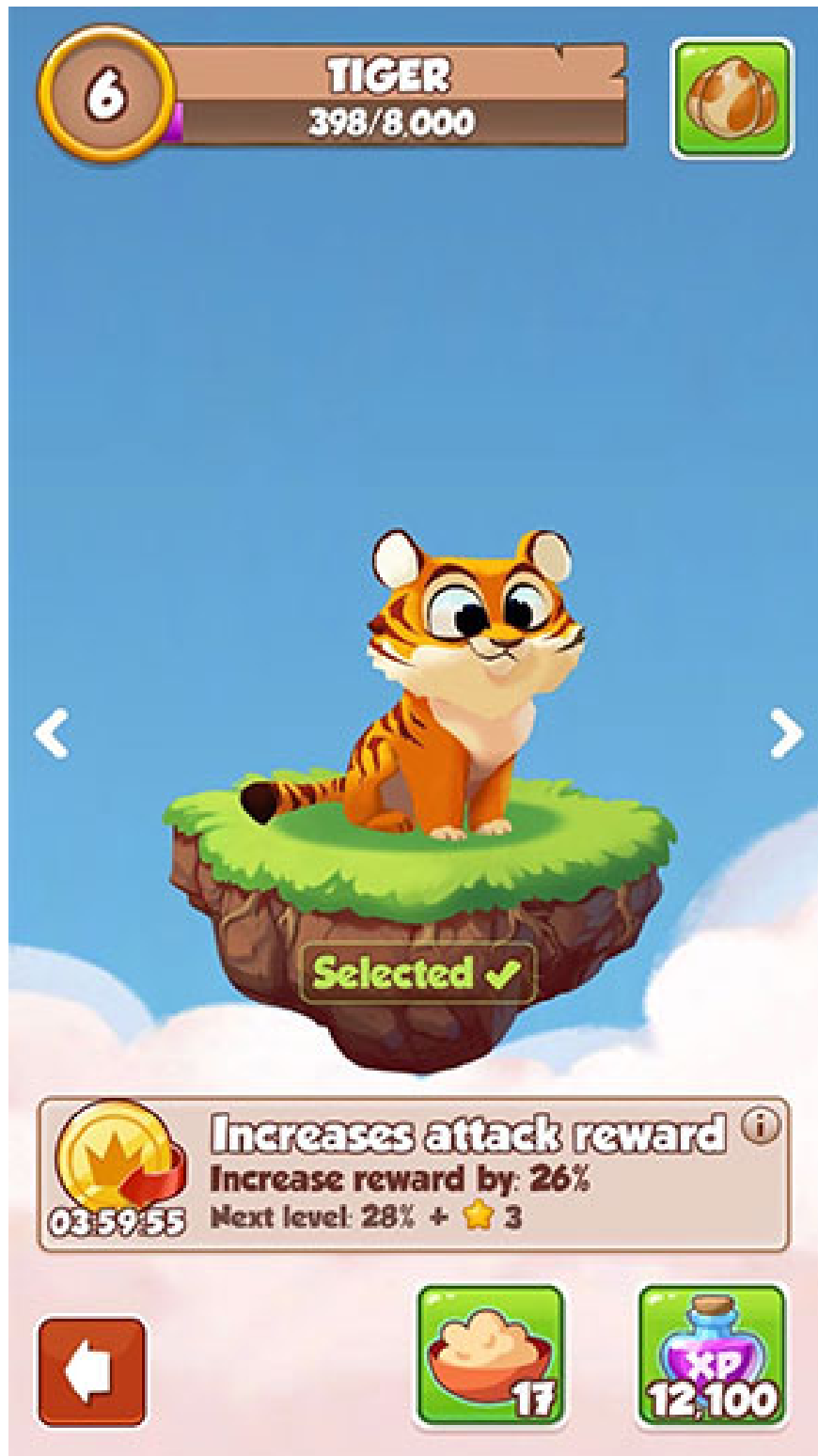
### **Foxy**



Foxy is the first pet unlocked in the game and his skill is especially useful when you invite him to steal. Foxy will dig up the 4th hole to earn more money.

When you reach the 4th village level, Foxy will be unlocked and now a tutorial will show you how to feed your pet and level them up with XP Potion.

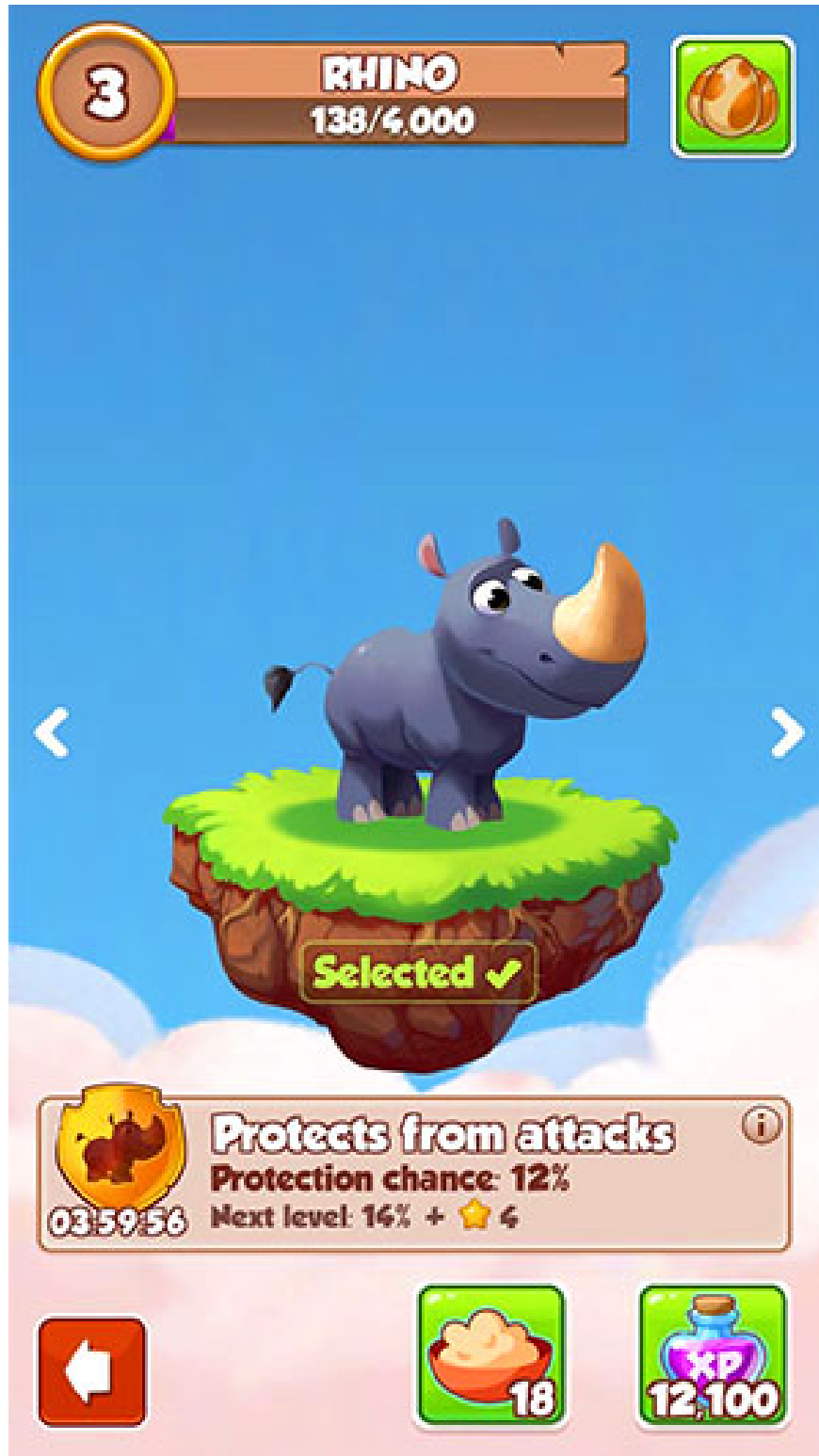
# Tiger



This Little Tiger's job is to increase the amount of gold received during attacks on other players' villages. Tiger will help you attack other players, as long as he has to wake up. Of course the condition to unlock Tiger is that

you need to complete the Beasts Card Collection.

## Rhino



The image shows a game interface for a Rhino card. At the top left, a gold circle contains the number '3'. To its right, a brown bar displays 'RHINO' and '138/4,000'. Further right is a green square icon of a brown egg. The center features a cartoon rhino on a floating island of green grass and brown earth, with a 'Selected ✓' label. Below the island is a brown bar with a rhino icon, the text 'Protects from attacks', 'Protection chance: 12%', and 'Next level: 14% + ★ 6'. At the bottom left is a red square with a white arrow pointing left. At the bottom center is a green square with a bowl of orange powder and the number '18'. At the bottom right is a green square with a purple XP bottle and the number '12,100'.

3

**RHINO**  
138/4,000

Selected ✓

**Protects from attacks** ⓘ  
Protection chance: 12%  
Next level: 14% + ★ 6

03:59:56

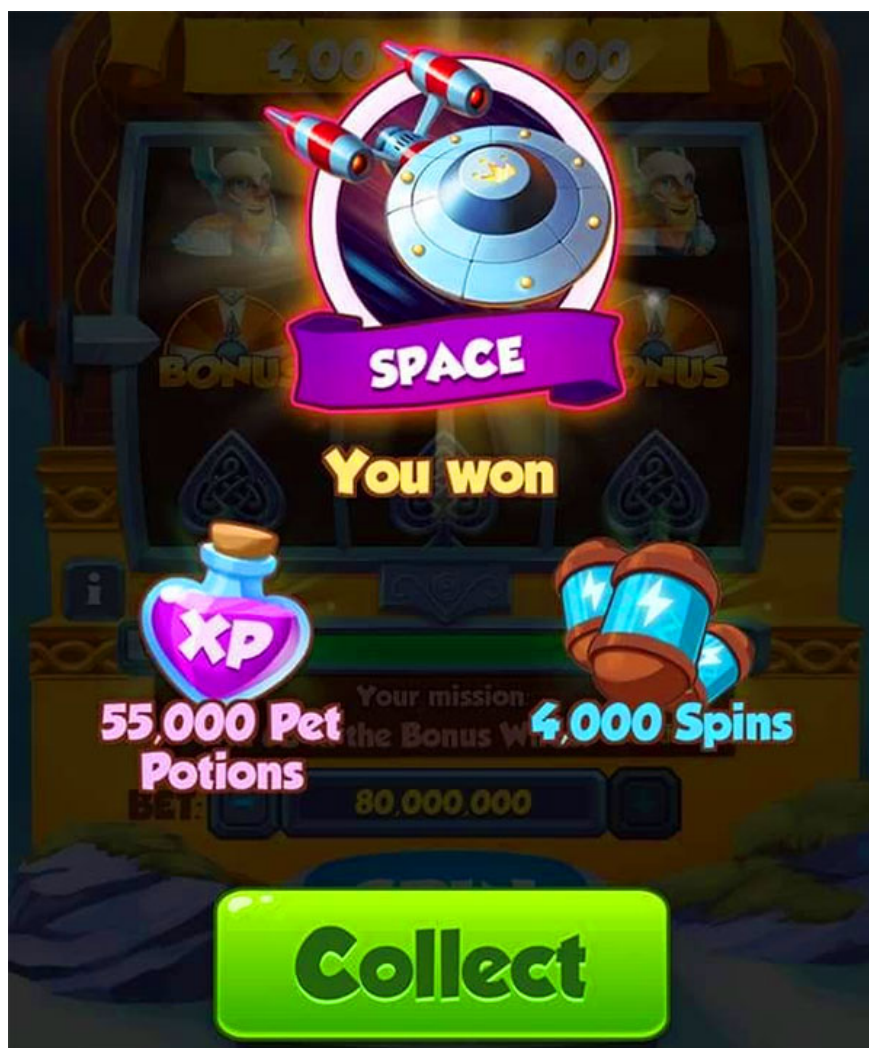
18

XP  
12,100

The purpose of this Rhino is to protect your village. If your village is under attack by other players you have just run out of shields. Rhino will help you block that attack.

One thing to note is that when newly hatched, **Rhino** only had 10% to block attacks. So you need to use XP Potion to level him up. The prerequisite for unlocking Rhino is that you need to complete the **Card Creatures** collection .

## How to take care of pets in Coin Master



There are currently only 3 pets in Coin Master that you can raise. Each pet has their own unique skills. Activated with dishes, one free dish only allows them to operate within 15 minutes and one dish works within 4 hours.

Pet food can be obtained from the event or turned out, or the easiest is that you can actually spend money on food for them.

Similar to food, you can level them up with XP Potion experience points. You can receive them through events, complete some card collections or spin out. You can also buy this point for real money.

You finished reading the article "**Coin Master pets and things to know**" edited by the [TipsMake](#) team. We hope this article has provided you with many useful tech tips and tricks. You can search for similar articles on

tips and guides. Thank you for reading and for following us regularly.

---