

Check website IP, check the IP address of any domain.

These are three simple and effective ways to easily check your website's IP address/domain name, which you can do on both computers and phones.

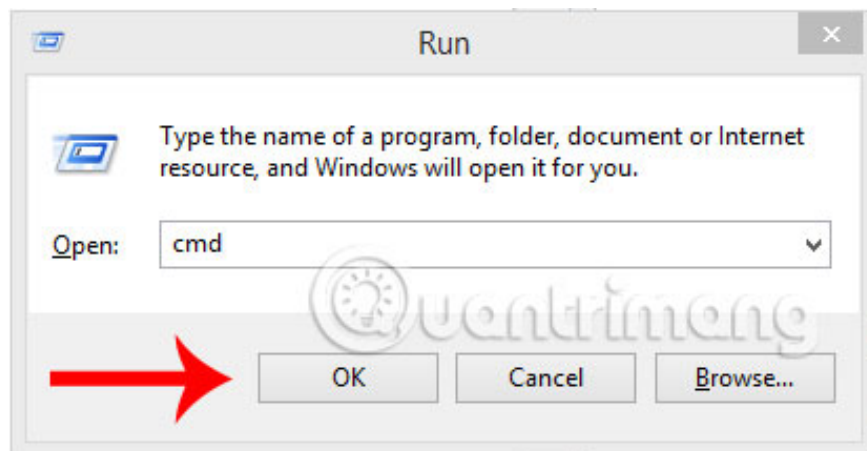
Checking a website's IP address/domain name is a simple way to determine if your domain is pointing to the correct IP address, and to know what IP address you are currently using. Knowing the IP addresses of different websites, and whether they are different, is also a criterion for evaluating the quality of a website.

So, what are some ways to check a website's IP address? In fact, there are many ways to view the IP address of any website; however, the three methods that Network Administration will introduce below are the easiest and most effective, and you can perform them on both computers and mobile phones.

1. Here's how to check if your IP address is static or dynamic.
2. How to check geographic location via IP address
3. How to check your computer's IP address using TrueIP

Method 1: Check the website's IP address using the Ping command.

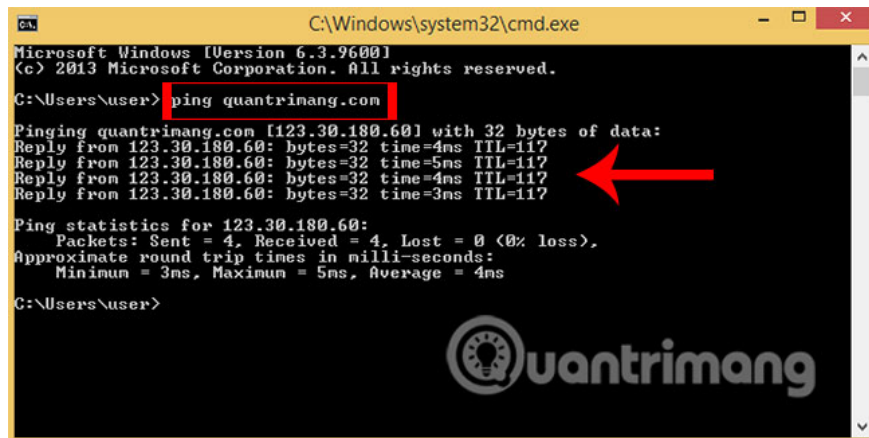
On your computer keyboard, press the **Windows + R** key combination , then type **CMD** and press **OK** or **Enter** to access the Command Prompt.



When the Command Prompt window appears, type the name of any website using the syntax **ping + domain name you want to check the IP address of** , then press **Enter** to see the IP address of that website.



For example, in this guide, to check the IP address of the website TipsMake.com, we would enter `ping TipsMake.com` into the Command Prompt window and press Enter. As you can see, this is the IP address of TipsMake.com.com.

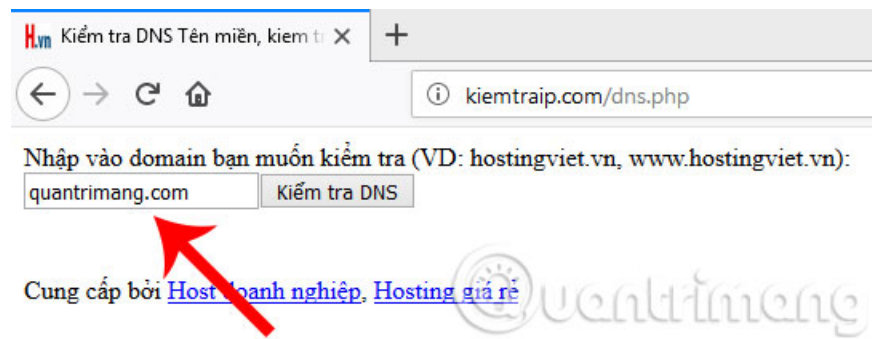


Method 2: Check website IP address using kiemtraip.com

Using any web browser, access the website kiemtraip.com . Once the IP address viewing page appears, select the " **Check Vietnam DNS**" option .



Next, enter the domain name you want to check the IP address of into the "**Check DNS**" box , and the system will immediately send you the IP address information of that website.



Method 3: Check the domain name's IP address through a mobile application.

Besides the two methods of checking IP addresses mentioned above, you can also view domain IP addresses using mobile applications. Currently, both iOS and Android operating systems have applications that help you check IP addresses easily and quickly. Specifically, for iOS users, you can download the Free Ping app. If you use Android, download the Ping Test app using the link below.

1. Free Ping for iOS

Since checking your IP address using a mobile app on Android and iOS is quite similar, this guide will demonstrate it on an Android device. For iOS devices, you can simply follow the same steps.

After downloading and installing the Ping Test website IP address checker software for Android, launch the application. On the main interface, you will see the **Hostname** field as shown below. Enter the website whose IP address you want to check and then press **Start** .



Wait a moment for the system to begin the IP address check, and you will receive information about the website's IP address.



Those were some of the most effective ways to check IP addresses. Hopefully, this little trick will be helpful to you when you need to check the IP address of any website.

Good luck!

See more:

1. How to find the IP address of another computer on a LAN network.

2. The most effective and best ways to fake your computer's IP address.
3. Methods to fake your IP address help you access the internet anonymously.

You finished reading the article "**Check website IP, check the IP address of any domain.**" edited by the [TipsMake](#) team. We hope this article has provided you with many useful tech tips and tricks. You can search for similar articles on tips and guides. Thank you for reading and for following us regularly.
