

Check Samsung battery health, check the battery degradation of your Samsung phone.

How to check Samsung battery health, how to find out the battery health of your Samsung phone, and whether Samsung allows apps to check Samsung battery health.

After a certain period of use, especially after about a year, which is when the warranty expires, it's time to do a general check of your device, and checking **the battery health on Samsung devices** is essential. However, not all manufacturers allow users to check battery health or interfere too deeply with the device's system. What about Samsung? Is it possible to check the battery health on a Samsung device?



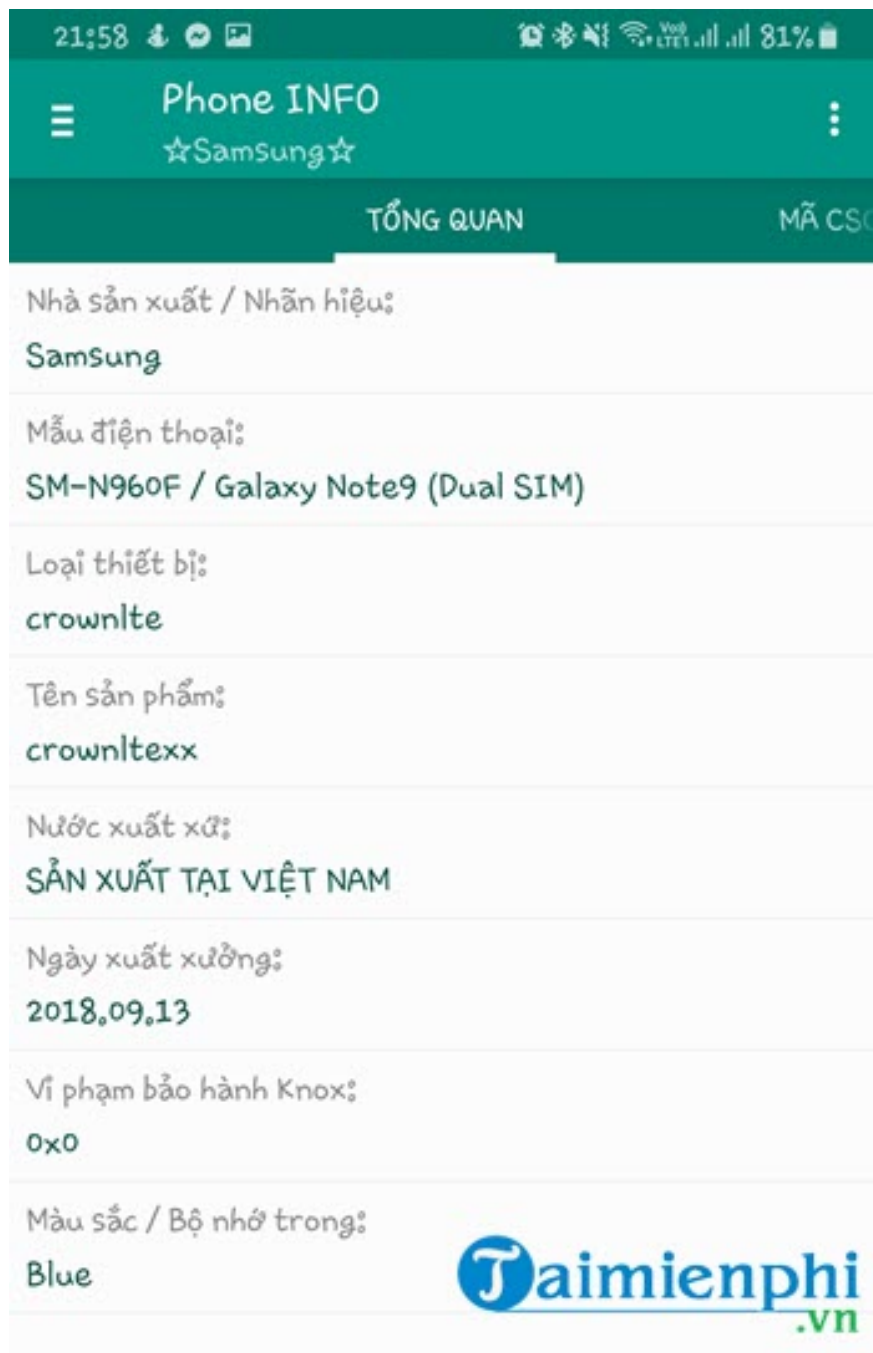
Checking Samsung battery health

How to check the battery health of a Samsung phone.

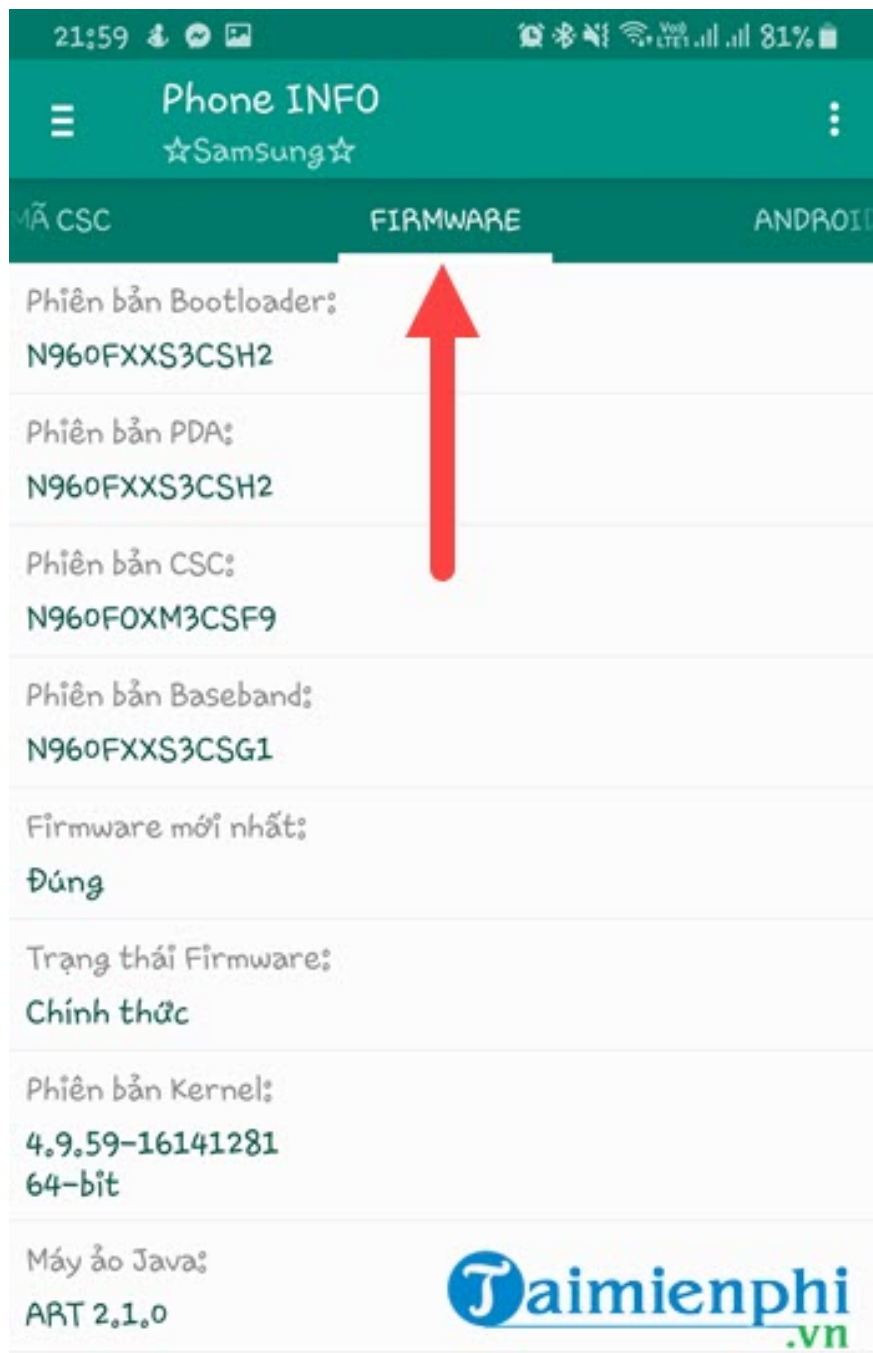
Step 1: To check the battery health of your Samsung phone, you need to use an application called Phone INFO, which you can download [here](#).

Download Phone INFO for Android [here](#).

Step 2: Inside the application, you will see many of the specifications of your Samsung device.



Step 3: Next, go to the **Firmware** section to see the specifications your device has; this is just basic information about your phone.



Step 4: In the next section, the application will ask you to allow access to certain components on your device. Tap "Allow" to continue.

Bảng mạch Modem:

SHANNON360

Taimienphi.vn

Phi

MP

Tổ

5.4

Màn hình:



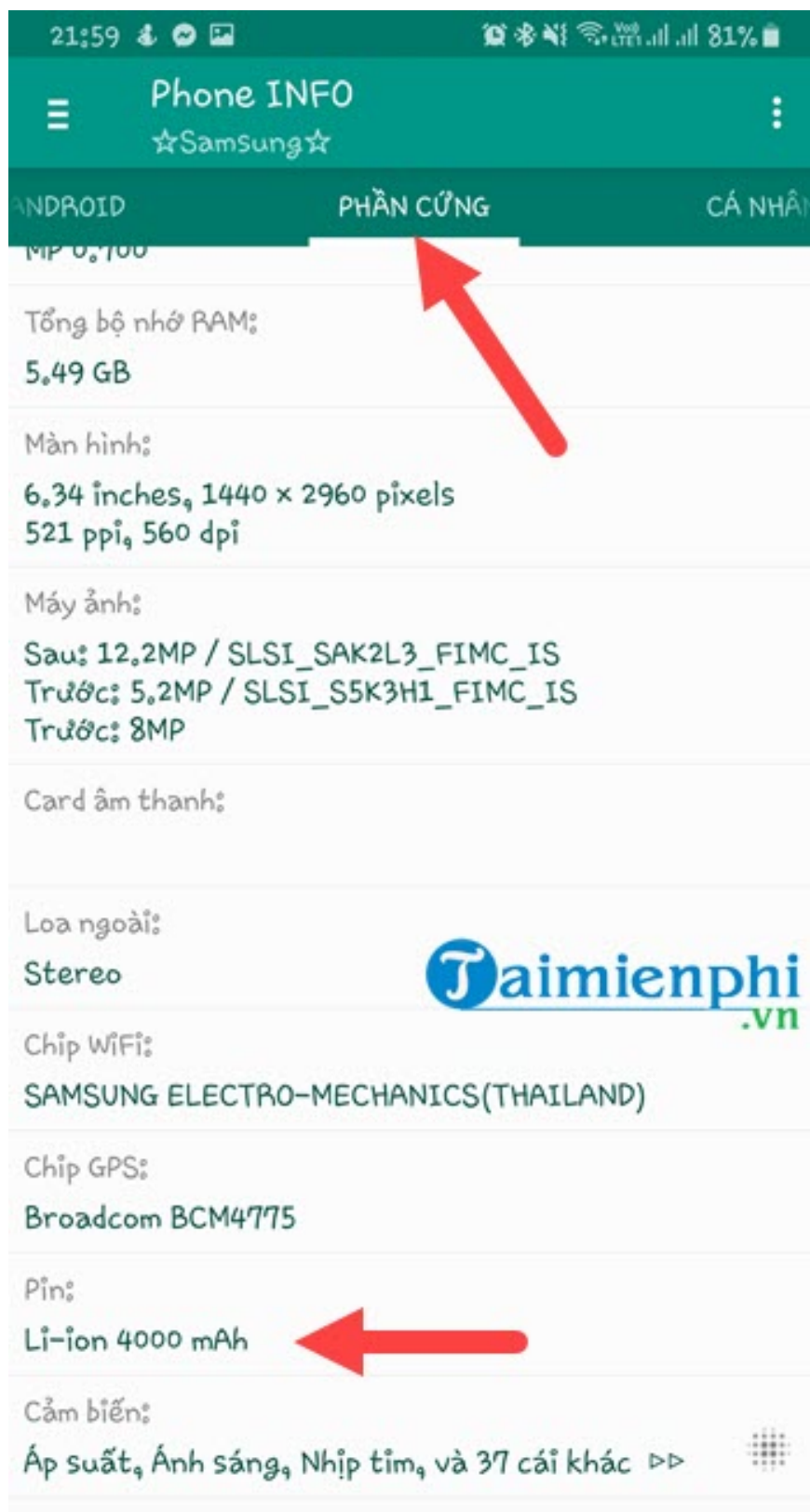
Cho phép Phone INFO chụp ảnh và quay video?



Từ chối

Cho phép

Immediately afterwards, you will see the hardware displayed, and below that, the phone's battery capacity will be shown, in this case, 4000 mAh.



Step 5: However, this is not the Samsung battery health check; the next personal section will also require access to your information, and you must grant permission.

Số serial của Android:

Taimienphi.vn

Số

R5

Lị

Số

<ya của 100>



Cho phép Phone INFO thực hiện và quản lý cuộc gọi điện thoại?

Từ chối Cho phép

Here you will see the battery capacity at the bottom, currently at **94.8%** , meaning it has degraded by **5.2%** , which isn't much.



And so we've completed the Samsung battery health test. The result, after 8 months of use (by the person writing this), is a 5.2% battery degradation.

With the app that TipsMake recommends above, you can easily check your Samsung's battery health. However, the system still doesn't allow you to access more information about your Samsung phone. To do that, you have to use Android rooting software; however, using Android rooting software may void your device warranty and disable some other Samsung features.

While rooted Samsung and Android phones are available, what about iPhones? The answer is a very simple and effective way to jailbreak your iPhone using 3uTools. Check out how to jailbreak your iPhone with 3uTools here and follow the instructions.

When buying a used iPhone, in addition to checking the IMEI to verify the iPhone's information, you should also check the iPhone's battery to see if it's still usable. Similarly, when buying a used Xiaomi phone, you need to check the battery's condition .

You finished reading the article "**Check Samsung battery health, check the battery degradation of your Samsung phone.**" edited by the [TipsMake](#) team. We hope this article has provided you with many useful tech tips and tricks. You can search for similar articles on tips and guides. Thank you for reading and for following us regularly.