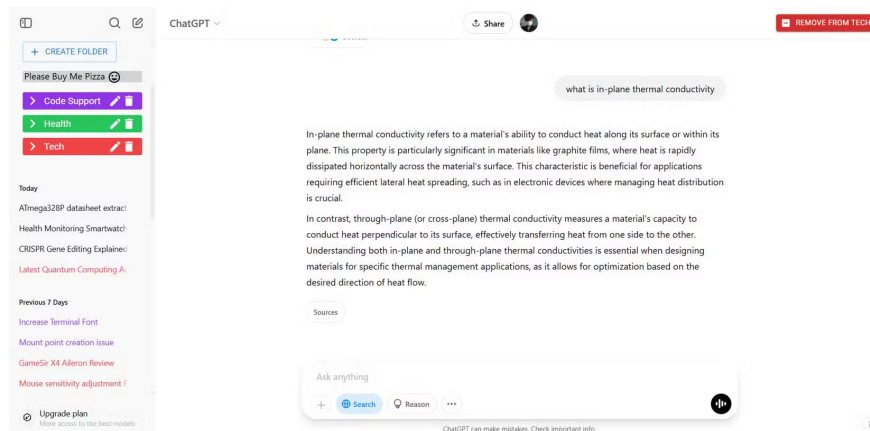


ChatGPT still has no folder: Try these extensions instead!

While OpenAI's refusal to add folders is annoying, there are some great ChatGPT folder Chrome extensions you can use instead.

ChatGPT launched in 2022, but three years later, it still doesn't have one of its most requested features: Folder integration. While OpenAI's refusal to add folders is frustrating, there are some great ChatGPT folder Chrome extensions you can use instead.

4. ChatGPT Folders

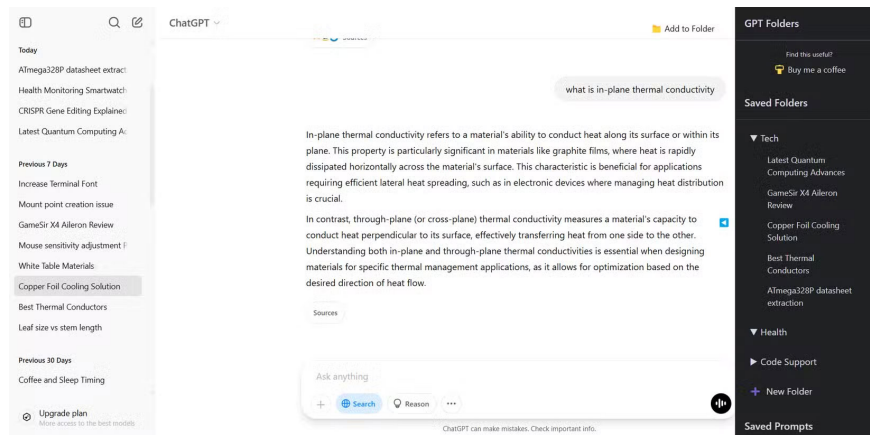


If you already have other Chrome extensions to enhance ChatGPT and just need one more extension for folder feature, then ChatGPT Folders is the basic extension for you.

ChatGPT Folders provides you with a very simple way to put your chats into folders. Install the extension, click **Create Folder** and give the extension a name. Then, add your current chat to the folder by clicking the **Add to Folder** button . That's it!

There's no lengthy setup process; you can start organizing your chats right after installing the extension. The design is also clean and matches the look and feel of ChatGPT itself, so you won't feel overwhelmed by other extensions cluttering your screen. To help you identify folders more easily, ChatGPT Folders has a simple color picker to assign colors to folders. These colors will also be applied to the title card of each chat in the ChatGPT sidebar.

3. GPT Folders



Looking for something that offers a little more functionality than ChatGPT Folders? GPT Folders is based on the simple idea of creating folders but adds some handy features to make your life easier.

With GPT Folders, you can quickly create folders and move your conversations around by dragging and dropping them into a folder. The **Add to Folder** button is located at the top of the screen so you can quickly save your current conversation. It also allows you to create a new folder on the fly if you need to. You can access these folders via GPT Folders' own sliding sidebar, located on the right side of the screen. In addition to organizing your conversations, GPT Folders also has a **Saved Prompts** section, where you can save your most used prompts.

Although small, the additional functions make this extension much more convenient than ChatGPT Folders.

2. Easy Folders

Easy Folders is a premium extension (free version available) that provides a well-polished tool for busy people who want to organize their ChatGPT conversations. It makes organizing chats easier, providing more options for organizing folders and reminders.

For example, this extension allows you to create subfolders. This means you can set up a mini-folder system that mirrors the way you might organize files on your computer. When you have multiple conversations about different topics, you can group them into main folders and subfolders so you always know where to find a specific conversation. Easy Folders can also automate the folder creation process for your custom GPT.

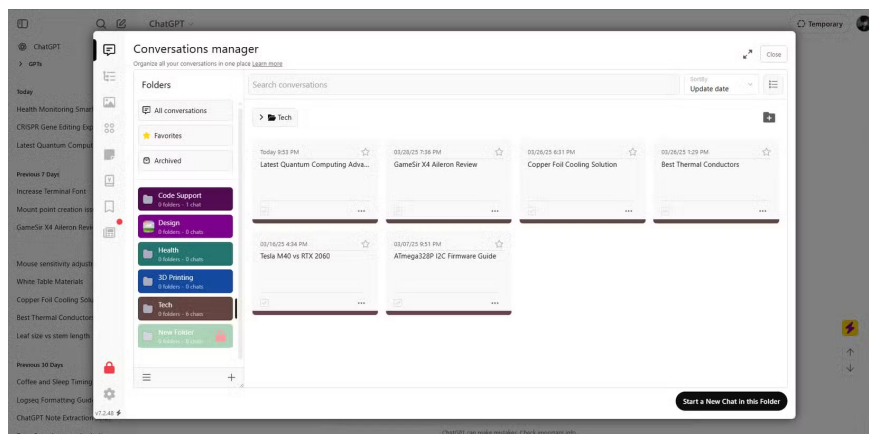
With Easy Folders, you can move multiple conversations into one folder or even spread them out into different folders at once. You can also use Easy Folder's built-in search tools to find conversations by searching for specific words, and when you find the conversation you want, you can add it to the appropriate folder. These folders can be colored and even have their own logo for easier identification. With these features, you can

quickly organize a month's worth of conversations into folders.

Finally, the Easy Folder prompt manager allows you to create, edit, and store your prompts in one place. What makes this prompt manager special is that it allows you to use variables to make your prompts reusable. Just put your keyword inside curly brackets, and Easy Folders will define it as a variable that you can keep changing every time you use the prompt.

If you can afford the \$9 monthly subscription fee, Easy Folders offers a complete tool with a robust set of options, making it a very powerful tool for managing conversations and reminders.

1. Superpower ChatGPT



Superpower ChatGPT not only organizes your chats but also provides you with a whole set of tools to enhance your ChatGPT experience. With this extension, you will have a Manager menu that contains many advanced tools, including a chat manager, prompt manager, image gallery, custom guide profiles, and GPT repository.

The conversation manager is where you can create and manage folders. If you need a more granular system, these folders can be customized with different colors, images, and even subfolders. You can quickly manage conversations in bulk by filtering and marking all relevant conversations before moving them into a folder.

Superpower ChatGPT also has many other tools such as a prompt manager that allows you to create a series of prompts, save favorites and use available templates; Image Gallery to store all your images; GPT Store that provides many tools and models; Custom Instruction Profiles to adjust ChatGPT for different tasks.

Overall, I recommend Superpower ChatGPT if you want a lot of features to enhance your ChatGPT productivity. But if you already have a lot of extensions and just want a folder organizer, try ChatGPT Folders. Easy Folder is best if you're willing to pay the premium price, but its free features are also very handy. And for everyone else, go with GPT Folders – it's free, easy to use, and has a simple user interface.

You finished reading the article "**ChatGPT still has no folder: Try these extensions instead!**" edited by the [TipsMake](#) team. We hope this article has provided you with many useful tech tips and tricks. You can search for similar articles on tips and guides. Thank you for reading and for following us regularly.