

ChatGPT remembers everything about you: Here's how to stay in control!

ChatGPT's memory is getting smarter - and that can be a problem. It's easy to forget what we've told it: goals, fears, frustrations. Unlike humans, it doesn't forget anything unless you actively do it.

ChatGPT 's memory is getting smarter - and that can be a problem. It's easy to forget what we tell it: goals, fears, frustrations. Unlike humans, it doesn't forget anything unless you actively make it. Here's a guide to everything you need to keep from getting into ChatGPT's memory.

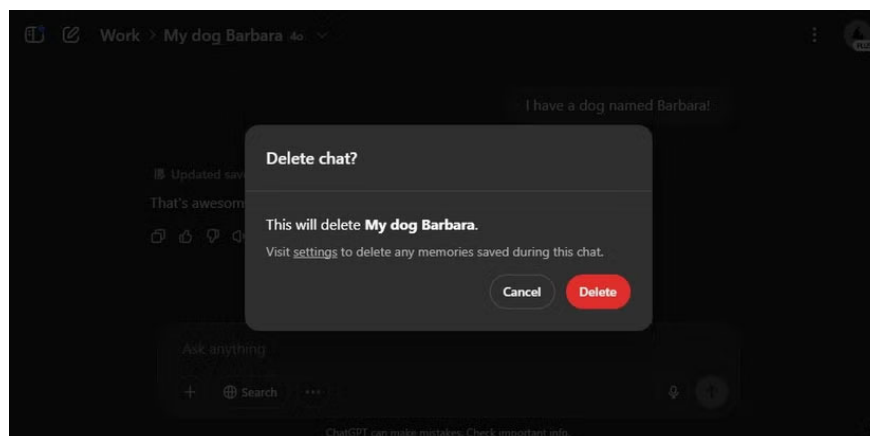
6. Storage and deletion

Hide conversation only

You can archive a chat to remove it from the clutter of your sidebar. Archiving doesn't delete anything from ChatGPT's actual storage. You'll find your archived chats in **Settings > General > Archived chats** .

If your goal is to hide the conversation from ChatGPT's permanent memory, then archiving is just window dressing. Even deleting a conversation isn't enough.

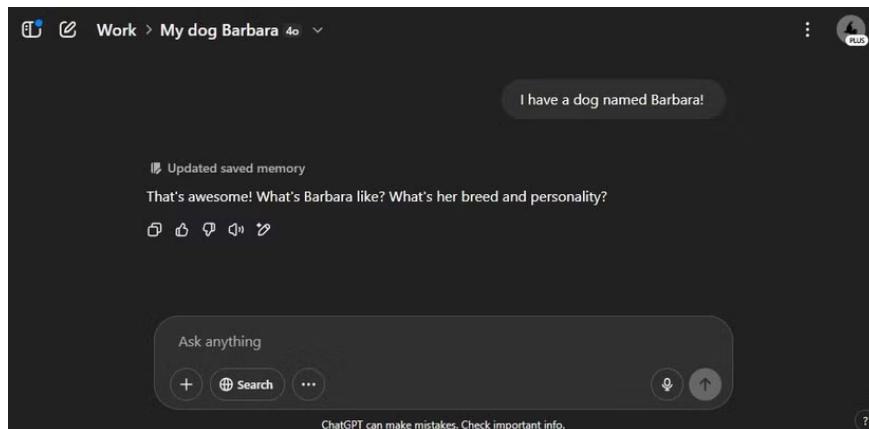
Deleting a chat will remove the record, but not what ChatGPT learned from that chat. The interface itself will mention this when you delete a chat.



5. Project workspace

Memories still leak

Projects pool multiple conversations and allow you to attach custom instructions or files - great for separating client work from your D&D campaign. When new projects are introduced, they cannot write to or read from that memory. However, recent projects still go into the same account-level memory pool, unless you have global memory disabled.

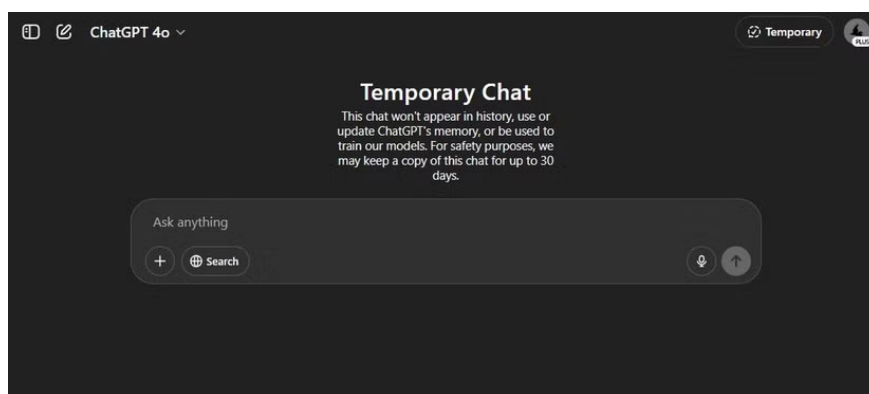


Note : In the example case, there is 1 old project and 2 new projects. The old project cannot access the account's storage, but the newer projects can read and write to it.

4. Temporary Chat

Like Incognito Mode

Temporary Chat is like Chrome's Incognito mode. The model can't read past memories and (crucially) can't write new ones. Once you close the window, the content is gone from you and the AI, though OpenAI keeps a copy for 30 days to monitor for abuse.

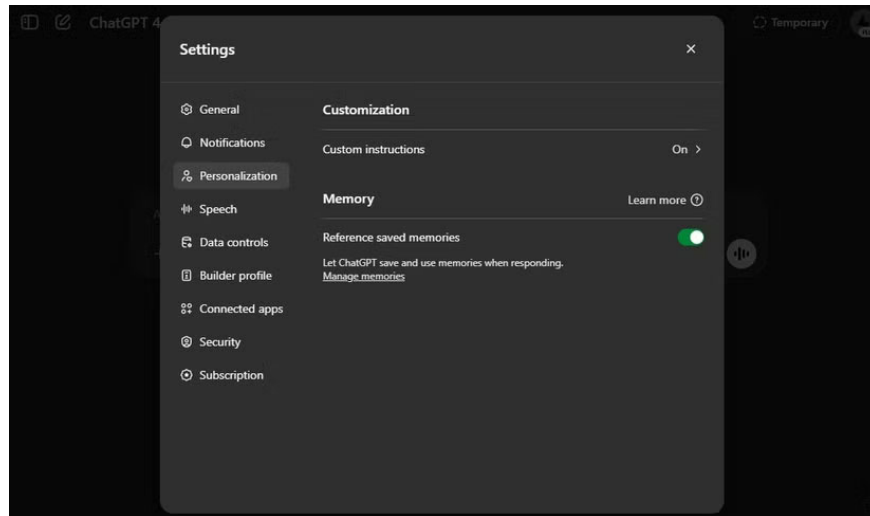


You can start a Temporary Chat by starting a new conversation, then clicking **Temporary Chat** in the upper right corner, next to your profile picture.

3. Completely disable memory

Nuclear option

The easiest way to stop ChatGPT from remembering anything is to simply toggle it on. Click on your profile picture, then go to **Personalization** and turn on **Reference saved memories** . Turning this off will stop both reading and writing.



Tip : The Manage memories link below the toggle shows all the data the model has stored. You can delete individual items or delete them all.

ChatGPT's interface vaguely labels this feature **Reference saved memories** — as if disabling it only prevents the model from referencing stored data, not from collecting new information. Who's to say the system actually stops remembering after you turn it off? Since there's no independent audit trail, think of this switch as a speed bump, not a wall. The next two workarounds exist for exactly this reason.

2. Use ChatGPT without login

Become anonymous

OpenAI now lets you ping models anonymously at chat.openai.com. You're stuck with the old model layer and no plugins, but there's no account to link data to. Just open a private browser window , skip the login step, and start chatting. Pair it with a VPN and you'll be nearly untraceable.

What can I help with?

Ask anything



Attach



Search



Reason



Voice

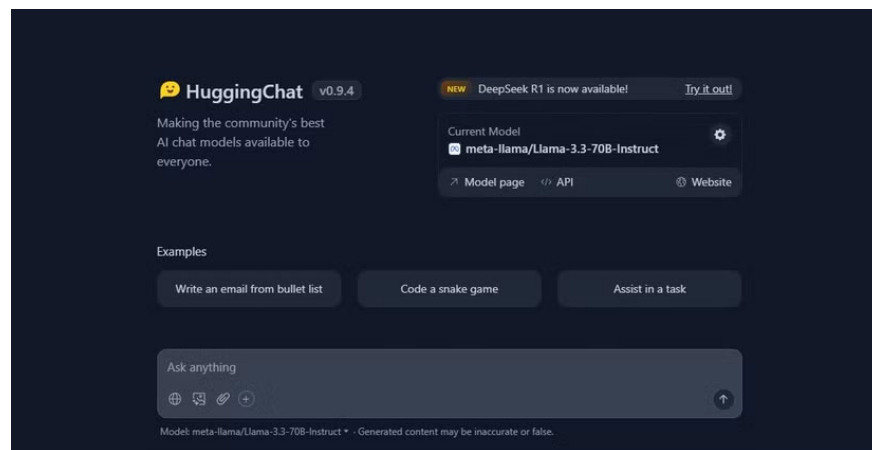
By messaging ChatGPT, you agree to our [Terms](#) and have read our [Privacy Policy](#).



1. Third-party wrapper

Trust issues

Tools like HuggingChat, Poe, or any other 'unified AI' dashboard call OpenAI's API on your behalf. ChatGPT's caching feature doesn't apply to API calls, so OpenAI only sees the text plus an anonymized client ID. That shifts the privacy burden to the wrapper service.



In this case, you're essentially swapping OpenAI's tracking for someone else's. Read the privacy policy of any third-party client you use, and avoid social login unless you want to defeat the entire purpose.

Or, you can use the OpenAI API yourself. Storage won't be an issue, but chats will still be linked to your OpenAI account.

Get help without compromise

Privacy always walks a fine line. The more someone knows about you, the more useful they can be and the more power they have to misuse that information. That trade-off is even more difficult when that 'someone' isn't a real person, but AI developed by a company with billions of dollars and terabytes of user data.

ChatGPT's memory update pushes this boundary even further. It doesn't just remember your last question — it remembers everything about you. Your goals, your frustrations, your interests. And unlike Spotify or Netflix , you may have told ChatGPT things you wouldn't tell your friends. That's the difference!

There are two layers to consider: What ChatGPT itself might do with what it remembers, and what OpenAI, like any big tech company, might be doing behind the scenes. That's a lot of trust to put into a black box, even one that helps you brainstorm recipes and rewrite emails.

The good news is that you're not helpless. You can see what it records, tell it to forget, go anonymous, log out, or stay out of memory altogether. ChatGPT can be a helpful assistant, but it doesn't have to be your diary. Take control of what it knows about you.

You finished reading the article "**ChatGPT remembers everything about you: Here's how to stay in control!**" edited by the [TipsMake](#) team. We hope this article has provided you with many useful tech tips and tricks. You can search for similar articles on tips and guides. Thank you for reading and for following us regularly.