

Change wallpaper, set Wallpaper wallpaper for computer

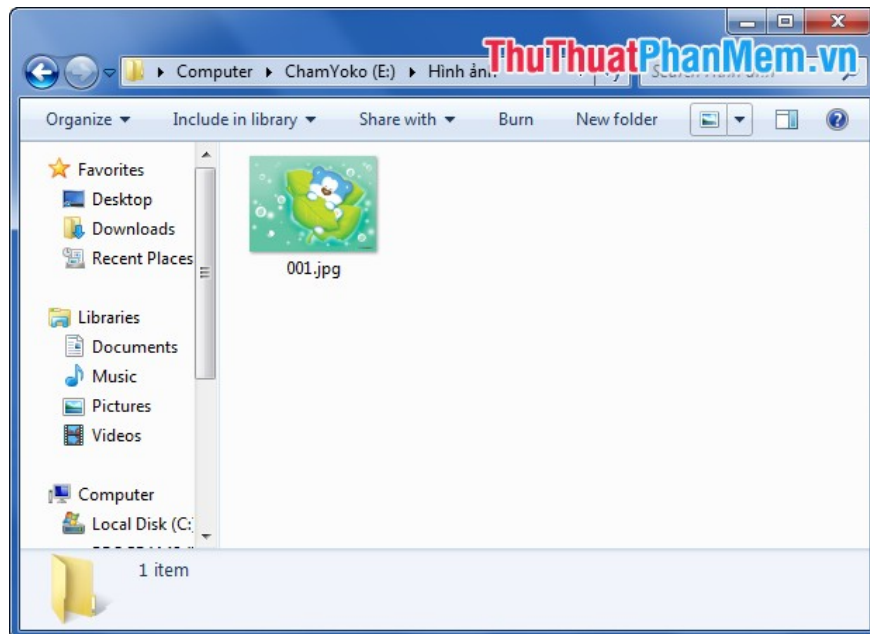
Change the wallpaper for your computer screen to avoid getting bored with the default Windows wallpaper. You can use an image as a desktop wallpaper quickly, or use multiple images to automatically change the wallpaper for the computer in a period of time.

Change the wallpaper for your computer screen to avoid getting bored with the default Windows wallpaper. You can use an image as a desktop wallpaper quickly, or use multiple images to automatically change the wallpaper for the computer in the time you set.

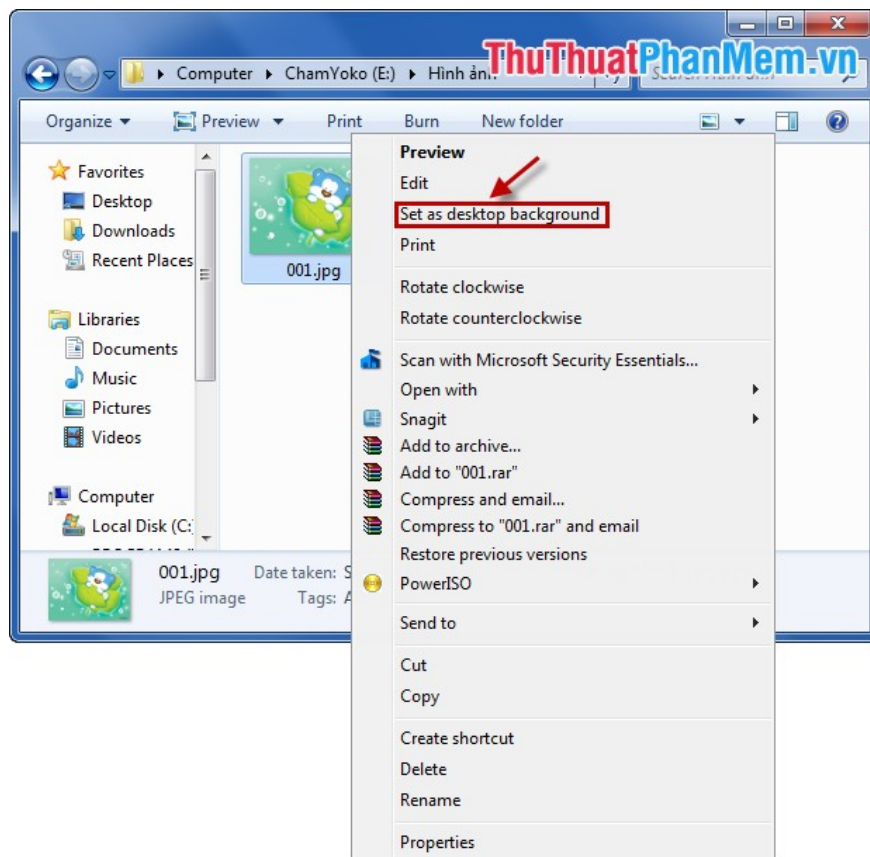
Here are 2 ways you can change the wallpaper for your computer.

Method 1: Use 1 image as a desktop wallpaper.

Step 1: Find the image you want to set as your desktop wallpaper.



Step 2: Right-click on the image and choose **Set as desktop background** .



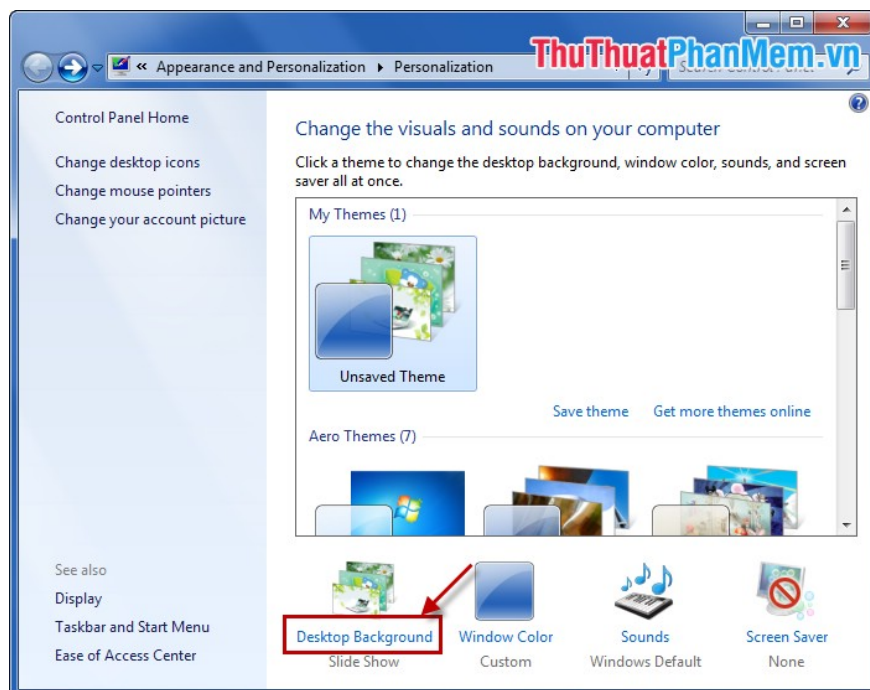
So the image will be set as wallpaper for your computer.

Method 2: Select the image as a computer wallpaper (you can select multiple images as the wallpaper to automatically change for the computer).

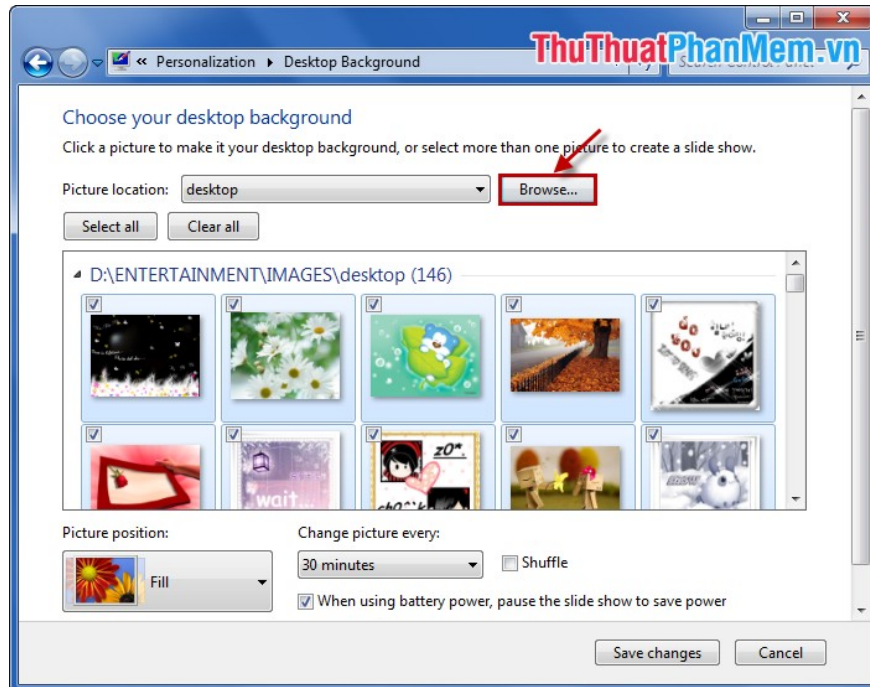
Step 1: At the desktop screen of the computer, right-click and select **Personalize** .



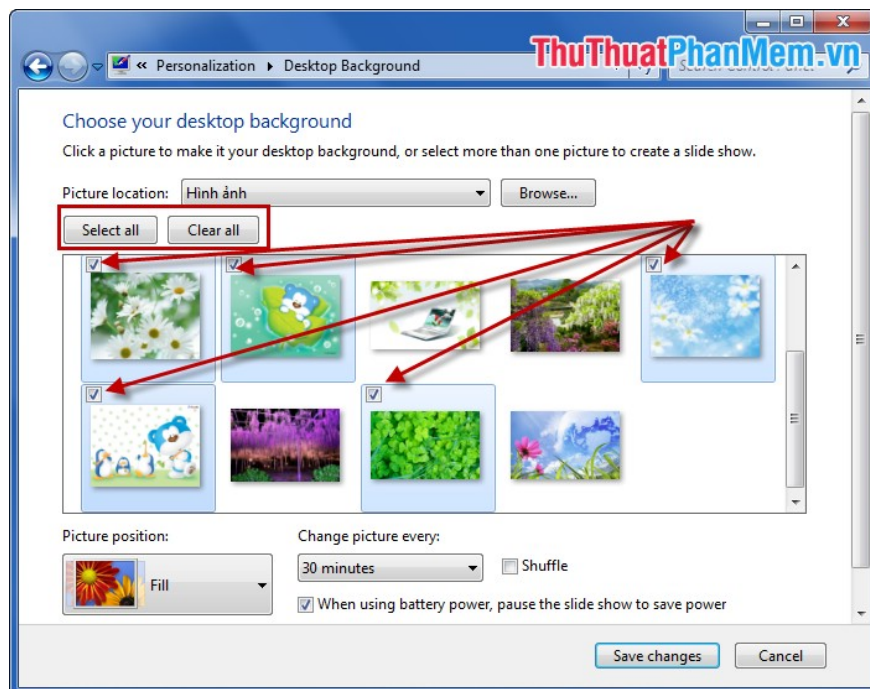
Step 2: Next, select **Desktop Background** .



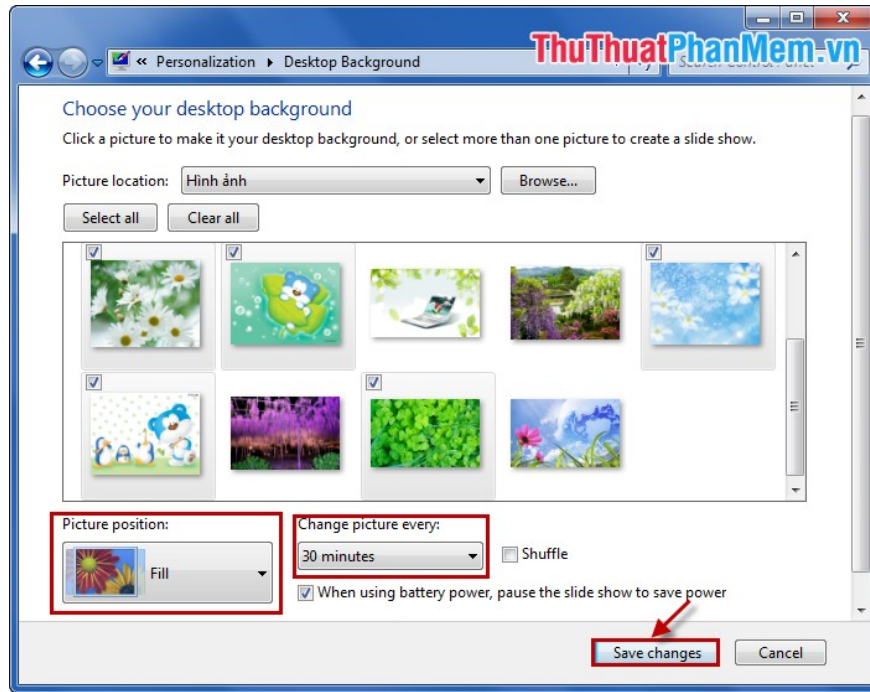
Step 3: Click **Browse** to select the folder containing the image you want to be the desktop image.



Step 4: After selecting the folder containing the wallpaper, the images in the folder will be displayed. You tick the boxes in the upper left corner of the image you want to be the wallpaper, if you want to select multiple images as a changing background image, you tick the images. Select all images (**Select all**), uncheck all images (**Clear all**) .



Step 5: Set the time to change the wallpaper at **Change picture every** and set the image **position** at **Picture position** (Fill, Fit, Center, Tile, Stretch). Then you select **Save changes** .



So you have changed the wallpaper for your computer, you go back to the desktop to see the results. From now on you can choose how to change the wallpaper and choose the wallpaper for your computer as you like.

You finished reading the article "**Change wallpaper, set Wallpaper wallpaper for computer**" edited by the [TipsMake](#) team. We hope this article has provided you with many useful tech tips and tricks. You can search for similar articles on tips and guides. Thank you for reading and for following us regularly.