

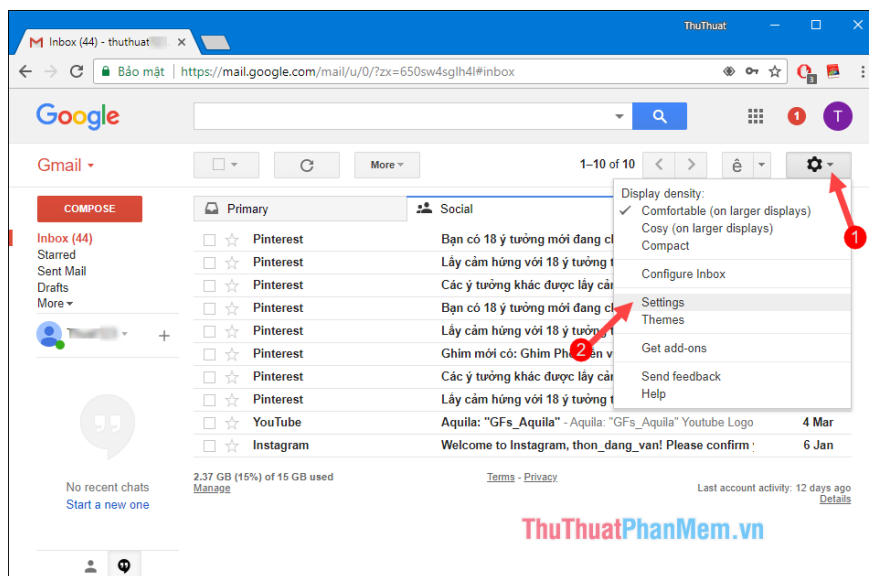
Change Gmail interface from English to Vietnamese

By default, when Vietnamese users register for a Gmail account, the interface will be Vietnamese. But for some reason your Gmail has an English interface. So how to switch Gmail language from English to Vietnamese?

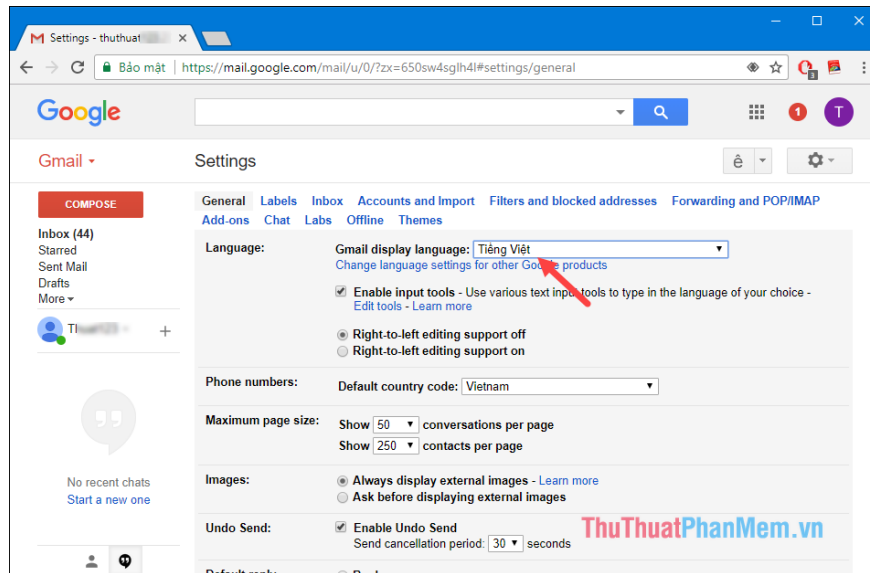
Gmail is currently the most popular email service in the world today and is used by many people regularly. By default, when Vietnamese users register for a Gmail account, the interface will be Vietnamese. But for some reason your Gmail has an English interface. So how to switch Gmail language from English to Vietnamese? Invite you to follow the following article of Thuthuatphanmem.vn

Step 1 : You access Gmail and login your account.

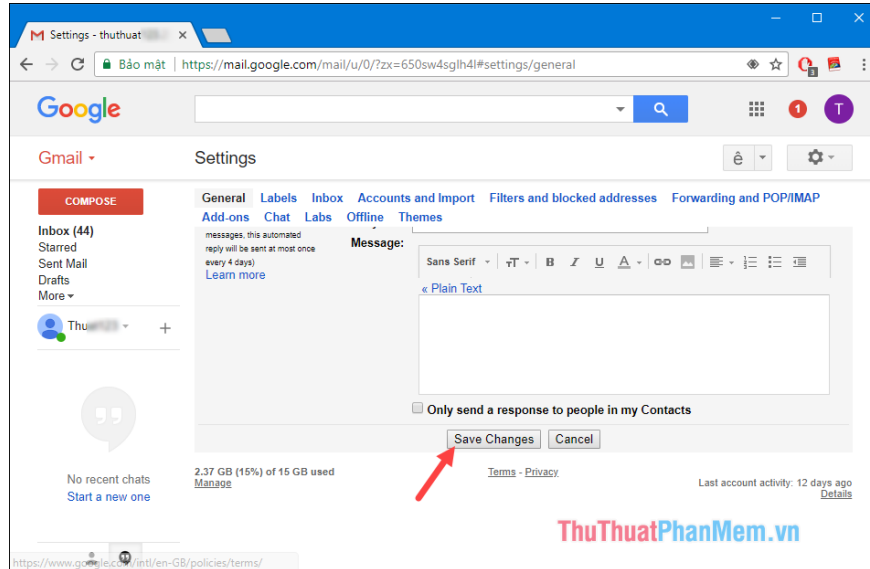
In the main interface of Gmail you select the wheel icon in the right corner then select **Settings**



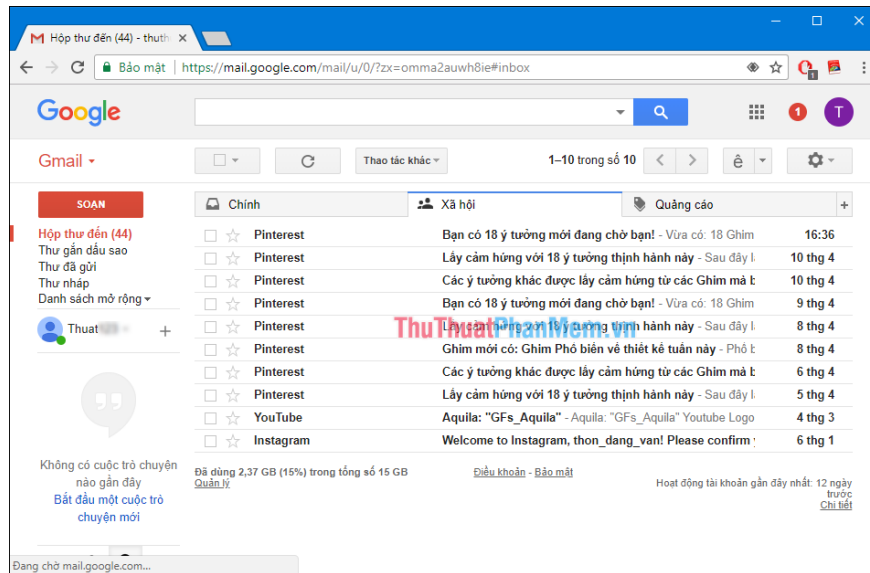
Step 2 : In the Setting window right in the first section, select the language to Vietnamese



Step 3 : Scroll down and select **Save change** to save the settings.



And so our Gmail interface has been converted to Vietnamese:



Above is a tutorial on how to switch Gmail interface from English to Vietnamese with just a few simple steps. Good luck!

You finished reading the article "**Change Gmail interface from English to Vietnamese**" edited by the [TipsMake](#) team. We hope this article has provided you with many useful tech tips and tricks. You can search for similar articles on tips and guides. Thank you for reading and for following us regularly.