

Change all file extensions in a Folder with the CMD command

Instead of using supporting software, or changing the tail with F2 key, you just need to use the simple command in cmd to be able to change a series of files in the same Folder.

Usually you change the file extension by Rename (F2 key), but this manual will be suitable for changing a small number of extensions. If the number of files to change a lot of you will take a lot of time if such manual operation. There is some software to help you change the file extension, but you need to learn and install it.

Change Extension file

Instead of using supporting software, or changing the tail with F2 key, you just need to use the simple command in cmd to be able to change a series of files in the same Folder.

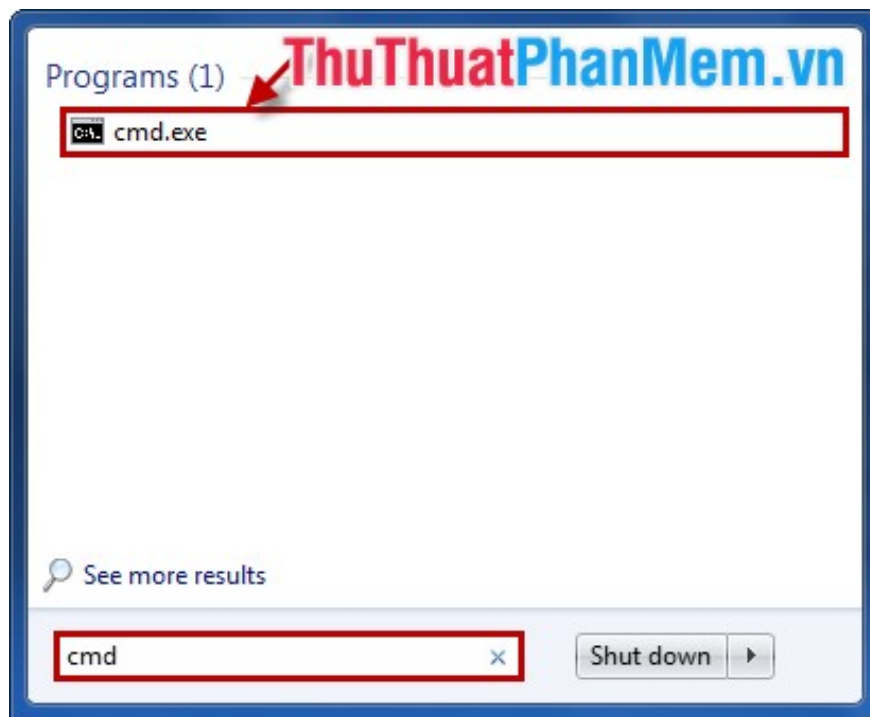
The following article will show you how to rename all file extensions in the same Folder.

Step 1: You open the window cmd.

You press **Windows + R** key combination and enter the keyword *cmd* in the **Open** box and then select **OK** (or press **Enter**).

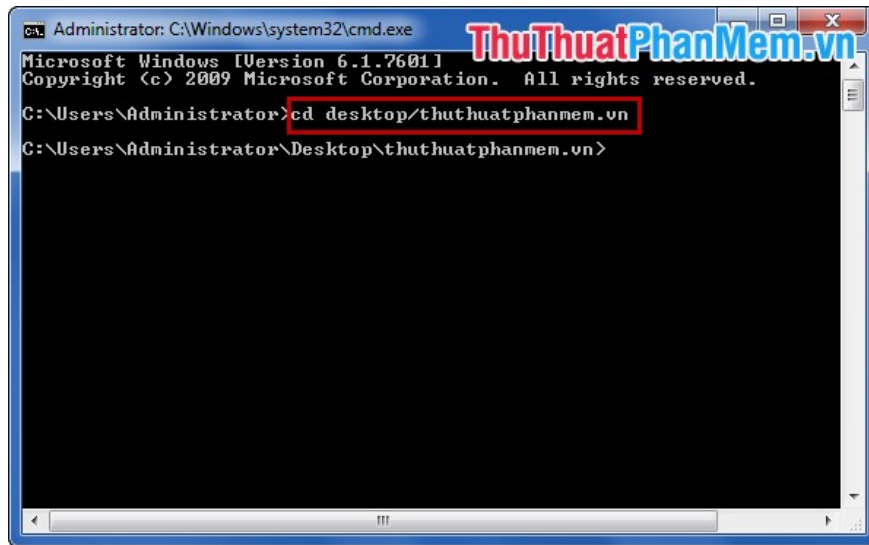


Or you open the **Start Menu** , enter the keyword *cmd* in the *Search programs and files box*, then select **cmd.exe** .



Step 2: In the **cmd** window , use the `cd` command to navigate to the directory you want to change the file extension.

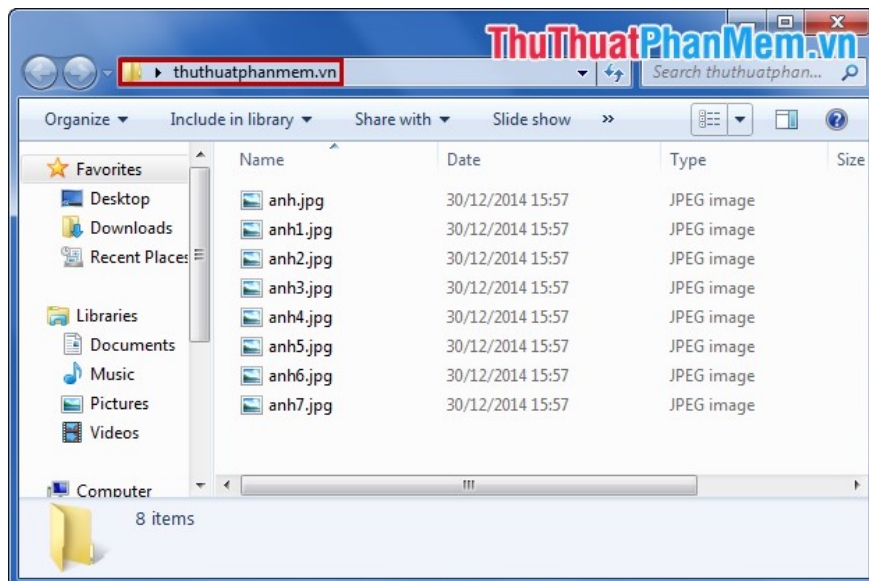
For example: Enter `cd desktop / TipsMake.vn` and press **Enter** to move to the folder **TipsMake.vn** on **Desktop** .



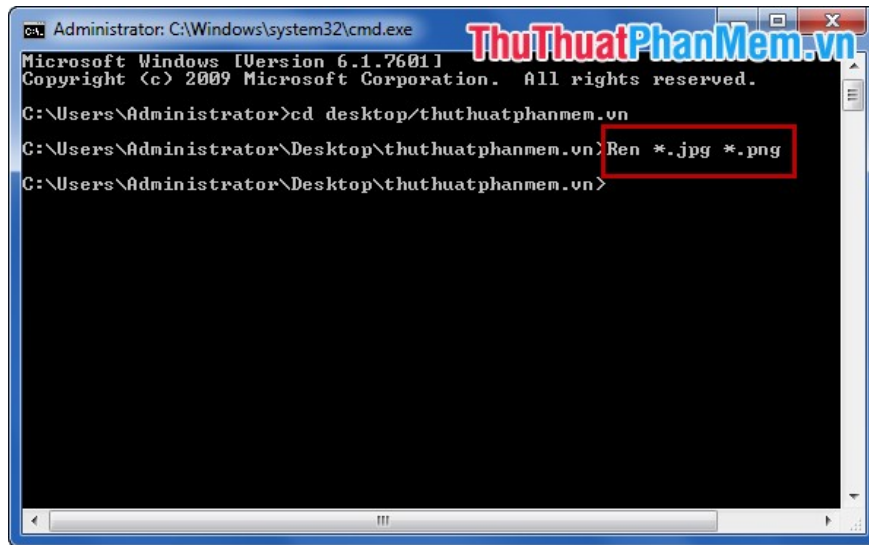
Step 3: After appearing the path to the folder you want on cmd. To rename all the files in this directory, use the command `Ren * .duoibandau * .duoimuondoi`.

Where `.duoibandau` is the original file extension of the file, `.duoimuondoi` is the file extension you want to change.

For example: In the TipsMake.vn directory, all files have the `.jpg` extension as follows.



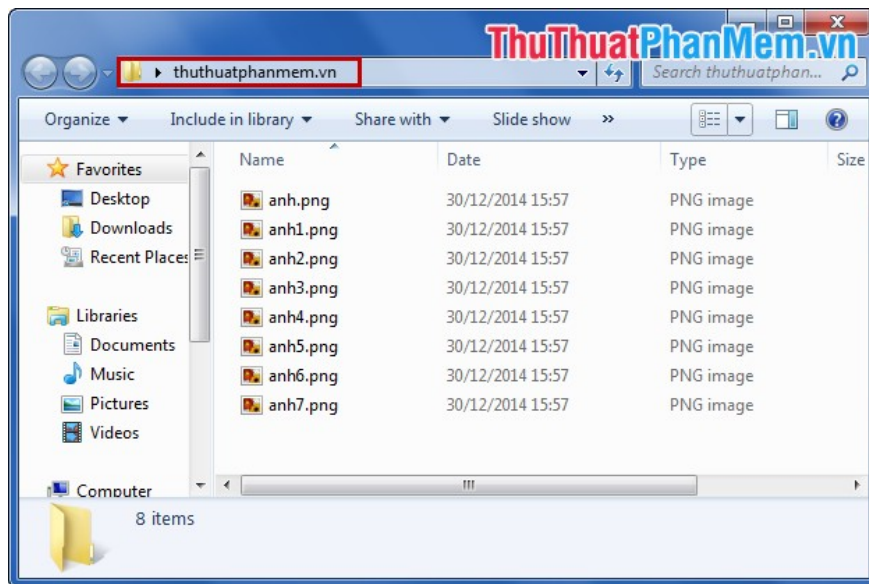
If you want to change the file extension from `jpg` to the `png` file extension, enter the command `Ren * .jpg * .png` and press **Enter**.



```
Administrator: C:\Windows\system32\cmd.exe
Microsoft Windows [Version 6.1.7601]
Copyright (c) 2009 Microsoft Corporation. All rights reserved.

C:\Users\Administrator>cd desktop/thuthuatphanmem.vn
C:\Users\Administrator\Desktop\thuthuatphanmem.vn>Ren *.jpg *.png
C:\Users\Administrator\Desktop\thuthuatphanmem.vn>
```

As a result, all *.jpg* file extensions will be chased to *.png* .



So, with simple actions, you quickly rename all the file extensions in the same folder without the support of any software. Good luck!

You finished reading the article "**Change all file extensions in a Folder with the CMD command**" edited by the [TipsMake](#) team. We hope this article has provided you with many useful tech tips and tricks. You can search for similar articles on tips and guides. Thank you for reading and for following us regularly.