

Canon 2900 printer unspecified error - Causes and solutions Unspecified error

Some computers cannot install Canon LBP 2900 printer driver and report Unspecified error. This article will guide how to fix unspecified error Canon 2900 printer.

Installing the Canon LBP 2900 printer is relatively simple. However, some computers cannot install Canon LBP 2900 printer driver and report Unspecified error. So how to fix the Canon LBP 2900 printer not being installed error. This article will show you how to fix the Canon 2900 printer unspecified error. Stay tuned!

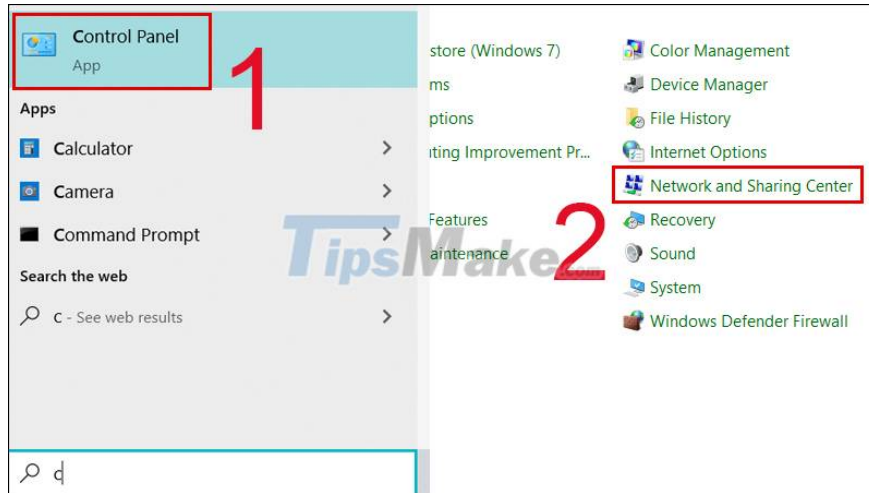
1. Cause printer error unspecified

- Your computer may have Windows errors, although it doesn't happen often, but you need to be careful. Windows errors that affect printing and receiving print jobs.
- Error due to loose or damaged connection cable during use.
- Due to Driver error: The power is on, the light is green but still does not work, you should review the driver software.

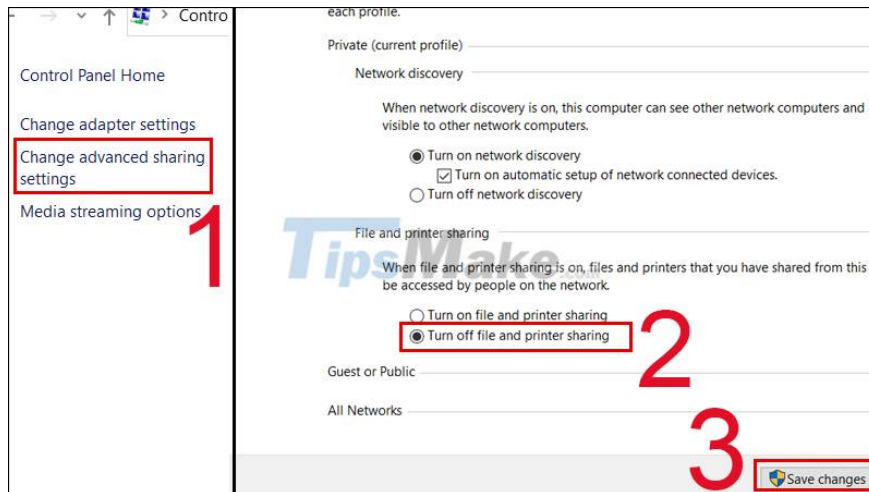


2. How to fix printer error unspecified

Step 1: Open Control Panel > Click on the item Network and Sharing Center.

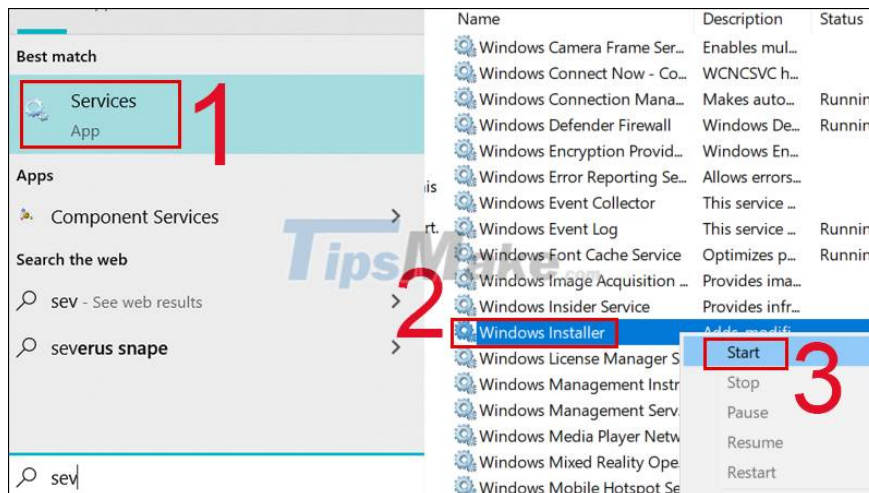


Step 2: Click Change advanced sharing settings > Tick select Turn off file and printer sharing.



Click Change advanced sharing settings, tick the box Turn off file and printer sharing

Step 3: Type Search Services > Find Windows Installer > Right-click, select Start.



The above article has shown you how to fix the unspecified error of Canon 2900 printer. Good luck!

You finished reading the article "**Canon 2900 printer unspecified error - Causes and solutions Unspecified error**" edited by the [TipsMake](#) team. We hope this article has provided you with many useful tech tips and tricks. You can search for similar articles on tips and guides. Thank you for reading and for following us regularly.
