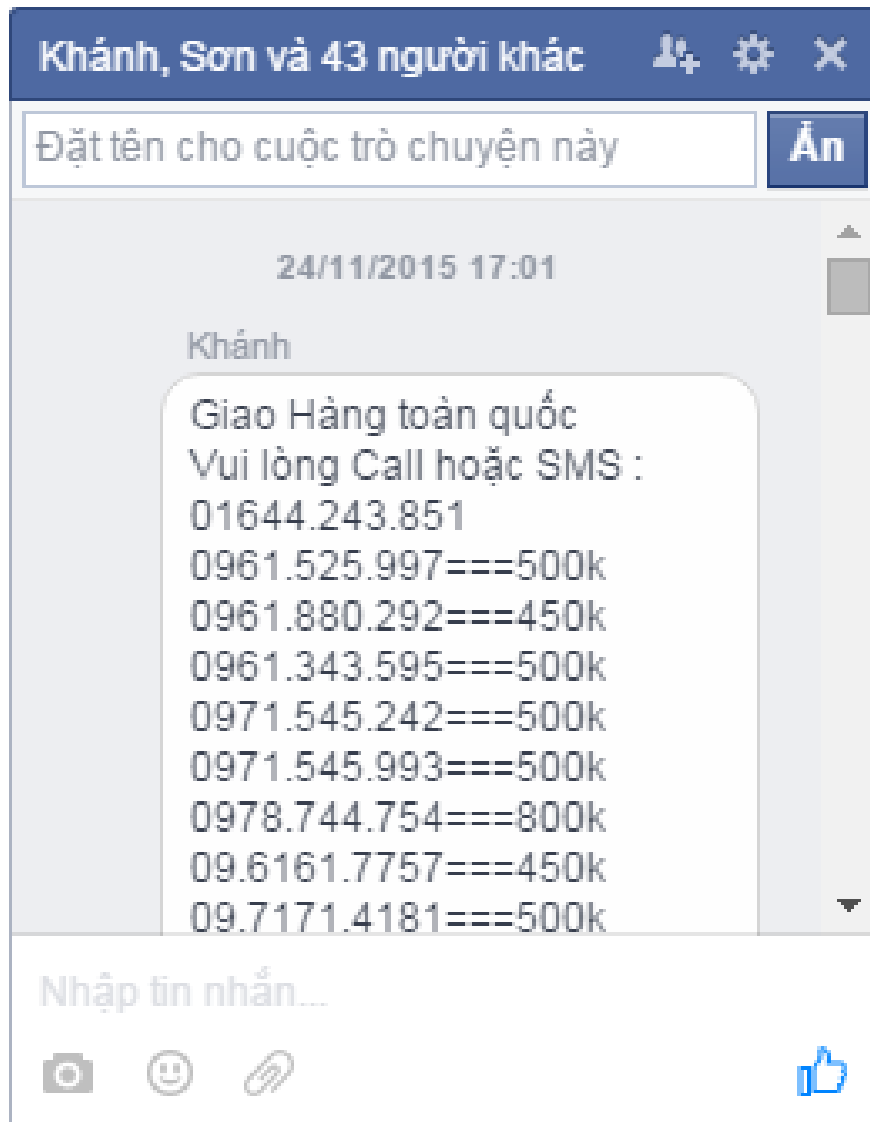


# Block strangers from adding to the group chat list on facebook

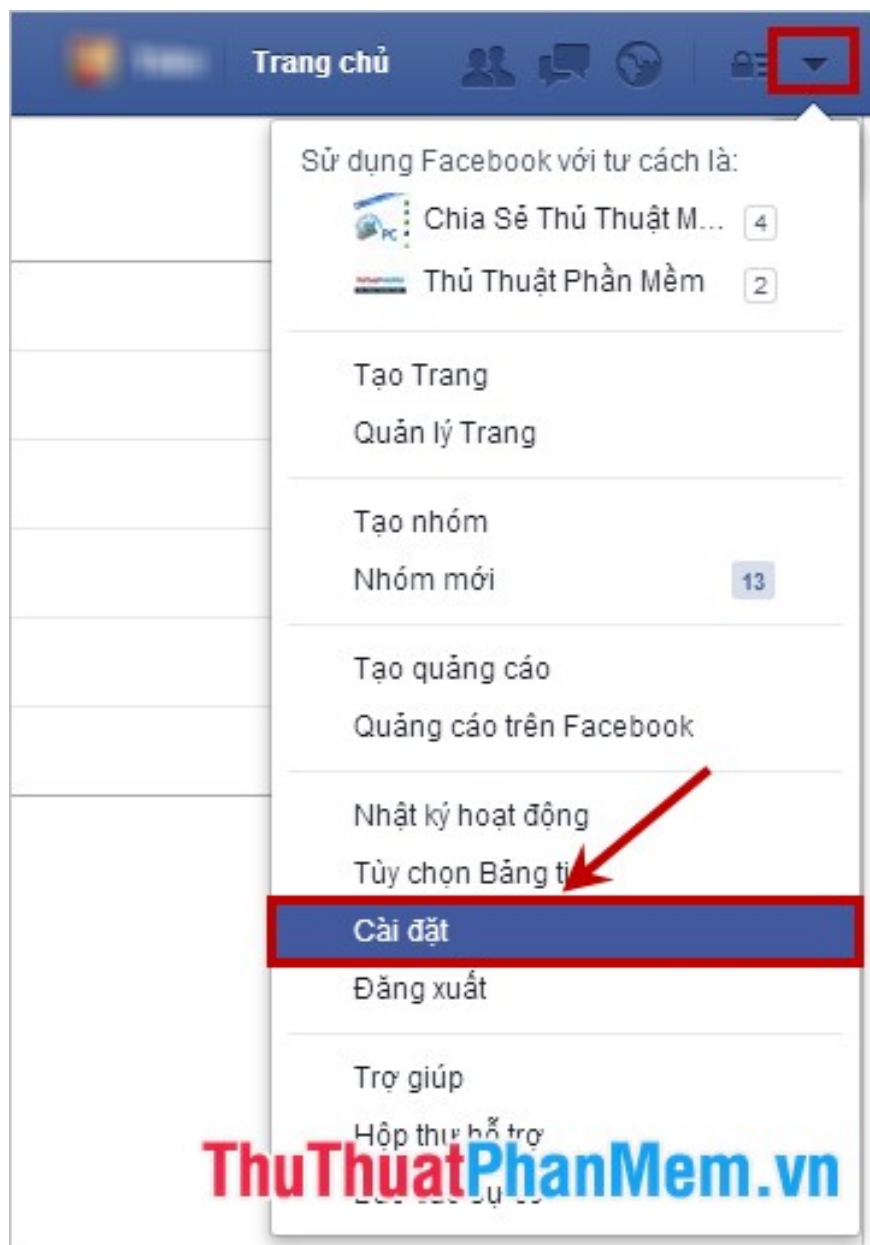
To block strangers from adding to the group chat list on facebook you do the same with blocking spam messages on facebook. If you do not know, then you can refer to the following article.

You have countless strange facebook accounts added to the group chat list with sales ads. You do not want to be bothered by constantly receiving message notifications, but when opened, they are all promotional messages.



To block strangers from adding to the group chat list on facebook you do the same with blocking spam messages on facebook. If you do not know, then you can refer to the following article.

**Step 1:** On the interface of the Facebook homepage of the account you want to prevent strangers from adding to the group chat list, select the triangle icon in the upper right and select **Settings** (Settings).



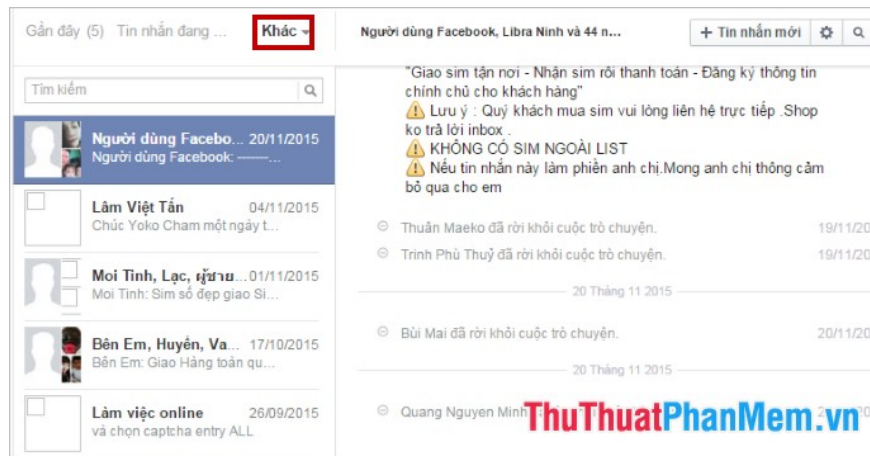
**Step 2:** On the interface **settings** you select **Privacy** (Privacy) in the left side menu. Under **Who can contact me?** (Who can contact me?) You click **Edit** (Edit) on the line **I want to filter a message someone on your Inbox?** (Whose messages do I want filtered into my Inbox?).



**Step 3:** Select the option **Strict filtering** (Strict Filtering).



So you've blocked strangers from adding to the group chat list on facebook in the **Inbox** section and it will be moved to the **Other** section .



Good luck!

You finished reading the article "**Block strangers from adding to the group chat list on facebook**" edited by the [TipsMake](#) team. We hope this article has provided you with many useful tech tips and tricks. You can search for similar articles on tips and guides. Thank you for reading and for following us regularly.