

# Best USB Format software today and how to use it

Best USB Format software today and how to use it. The biggest disadvantage of USB is that it is often infected with viruses, malicious codes because it is often plugged into many different computers. Because of that, to keep both your computer and USB safe, you need to charge it

USB is a very simple and efficient portable storage device. With USB you can comfortably store your personal data wherever you go without any problems. In addition, you can also use your USB to return goods to customers such as: Images, audio, 3D files that need to be delivered to customers fastest and have good read and write speed. But the biggest drawback of USB is that it is often infected with viruses, malicious code due to or is plugged in on many different computers. Because of that, to keep both your computer and USB safe, you need to clean it. Also known as Data Format, bring the USB to the blank state as when it was purchased. Today, the Software Tips will introduce to you the best USB format software today and how to use it.



## 1. HP USB Disk Storage Format Tool

**Version:** Free

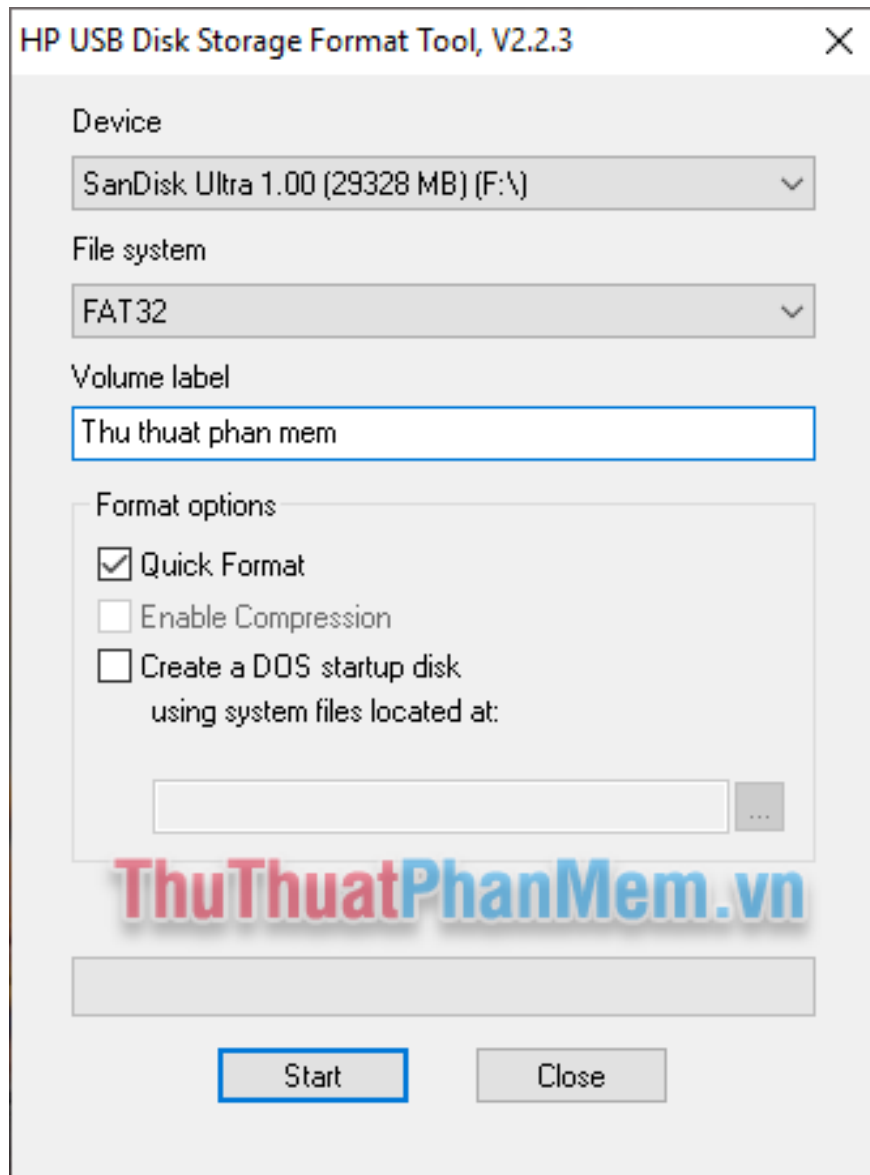
**Download link:** <https://en.softonic.com/download/hp-usb-disk-storage-format-tool/windows/post-download>

HP USB Disk Storage Format Tool is the best free format tool on the market now when it passes errors that other Format software cannot do. How to use HP USB Disk Storage Format Tool is also very simple.

HP USB Disk Storage Format Tool does not need to install, you just need to start the software to use:

1. Device: The device you need Format
2. File System: Format when Format

3. Volume label: USB name after Format
4. Format Options: Format options



After setup is complete, click Start is the software that conducts your USB Format. The Format Speed ??of HP USB Disk Storage Format Tool when Quick Format is enabled is very fast and also very clean.

## 2. SD Card Formatter

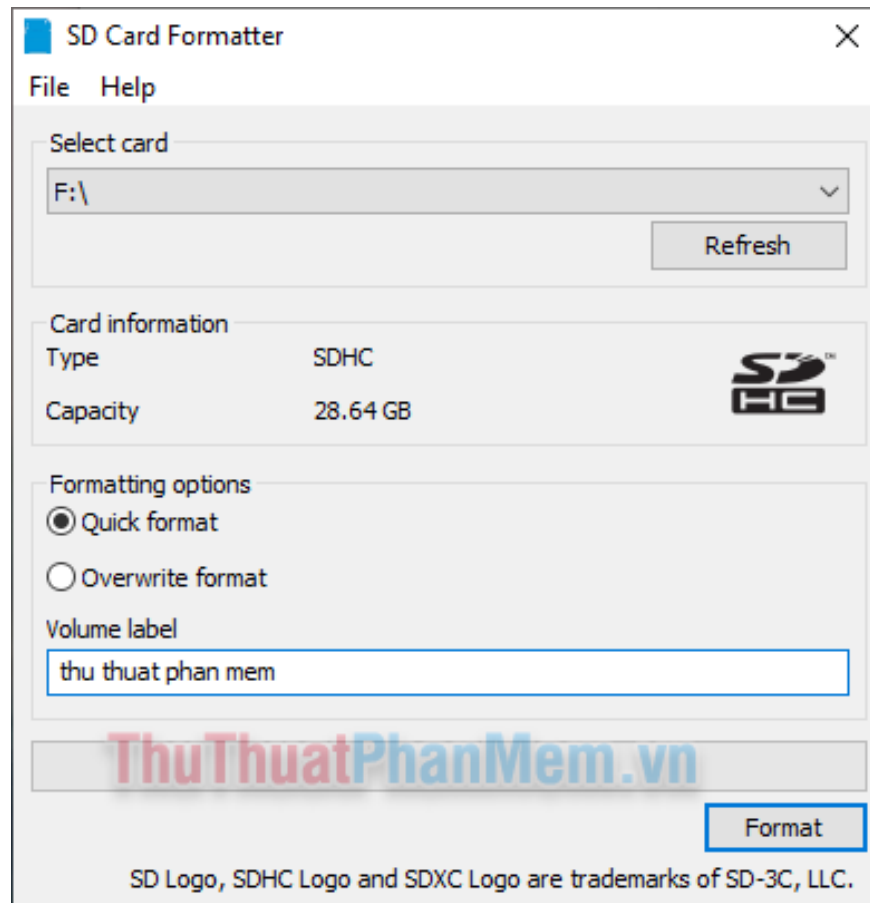
**Version:** Free

**Download link:** [https://www.sdcard.org/downloads/formatter\\_4/](https://www.sdcard.org/downloads/formatter_4/)

SD Card Formatter is a Format software developed by a manufacturer of portable storage devices such as USB, memory cards, . SD Card Formatter is also highly appreciated when USB Format is very clean and fast.

How to use SD Card Formatter is also very simple. You proceed to install and boot SD Card Formatter up to use.

1. Select card: The device needs formatting (if you can't find it, click Refresh to scan the peripherals again)
2. Card information: Information of the device
3. Formatting options: Set the format mode
4. Volume label: Name of the device after formatting



After setup is complete, you click Format to start the software format your USB.

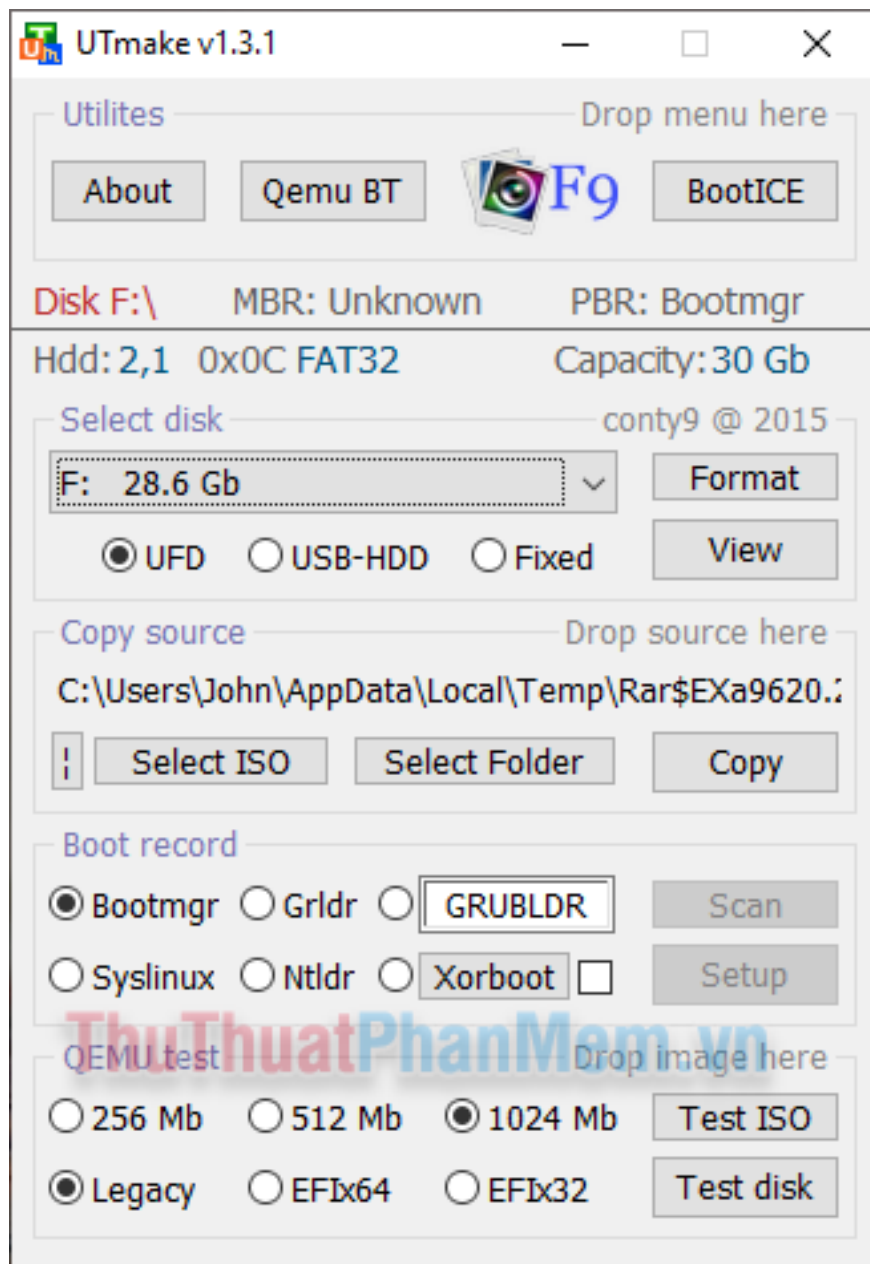
### 3. UTmake

**Version:** Free

**Download link:** <https://usbtor.ru/dl.php?id=1938>

Utmake is a well-known format software with lots of options inside. With Utmake you can format in depth when adjusting the internal information while the format is very convenient.

For a normal or basic user, you don't have to care about many other features. You just need to select the USB format at Select disk and then click Format to complete.



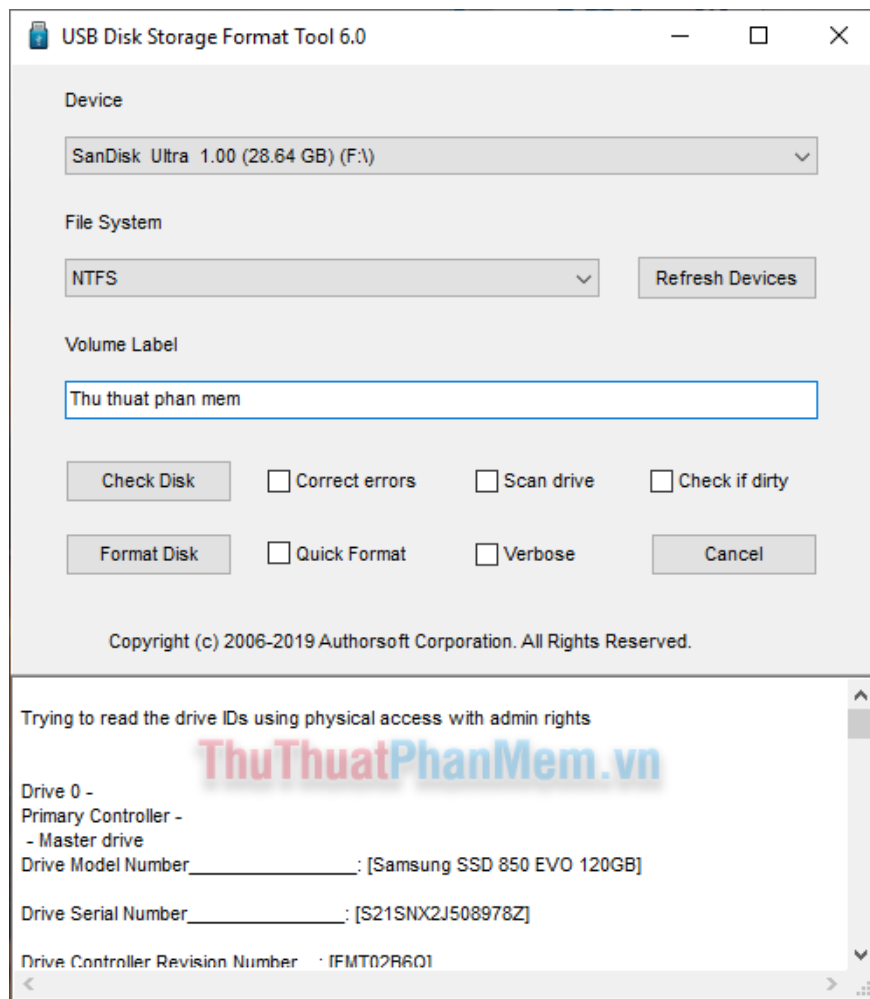
## 4. USB Disk Storage Format Tool 6.0

**Version:** Free

**Download link:** <http://www.authorsoft.com/USBFormatToolSetup.exe>

USB Disk Storage Format Tool 6.0 is a software specifically for personal USB Format. With USB Disk Storage Format Tool 6.0 can fix some errors that when you manually formatted USB Format.

1. Device: The device needs Format
2. File System: USB format
3. Volume Label: The name of the USB device
4. Below are some extended tools.



After setup is complete, you click Format Disk to proceed with your USB Format.

In this article, Software Tips introduced you to the 4 best hard drive Format software on the computer. With these software, you can freely format the data without any other problems.

You finished reading the article "**Best USB Format software today and how to use it**" edited by the [TipsMake](#) team. We hope this article has provided you with many useful tech tips and tricks. You can search for similar articles on tips and guides. Thank you for reading and for following us regularly.