

# Backup and Restore Wifi settings in Windows 7

One of the new features that helps manage the network and Internet connections in Windows 7 is the ability to backup and restore Wifi network settings. This is a very useful feature for computer users who have to manage multiple systems. The process of backing up and restoring Wifi settings is easy and fast.

**One of the new features that helps manage the network and Internet connections in Windows 7 is the ability to backup and restore Wifi network settings.**

This is a very useful feature for computer users who have to manage multiple systems. The process of backing up and restoring Wifi settings is easy and fast.

The following is the process to take to backup and restore Wifi network settings in Windows 7:

1. First we need to open the **Network and Sharing Center** by going to the **Start** menu, on the **Control Panel** on the **Network and Internet** .

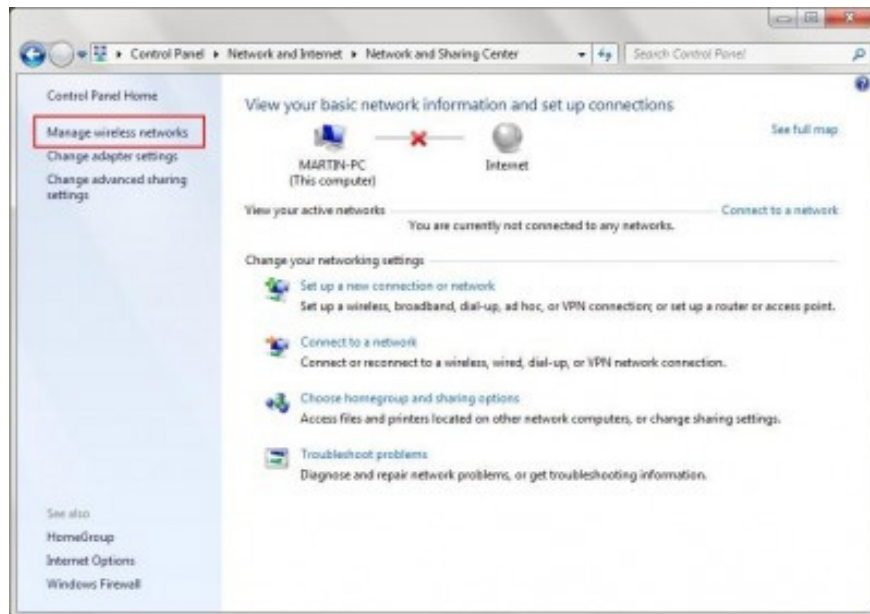


Figure 1.

2. Then click on the **Manage Wireless Networks** link in the left panel of the window. We will then see a screen appear showing all the Wi-Fi network connections that are configured as shown in Figure 2.

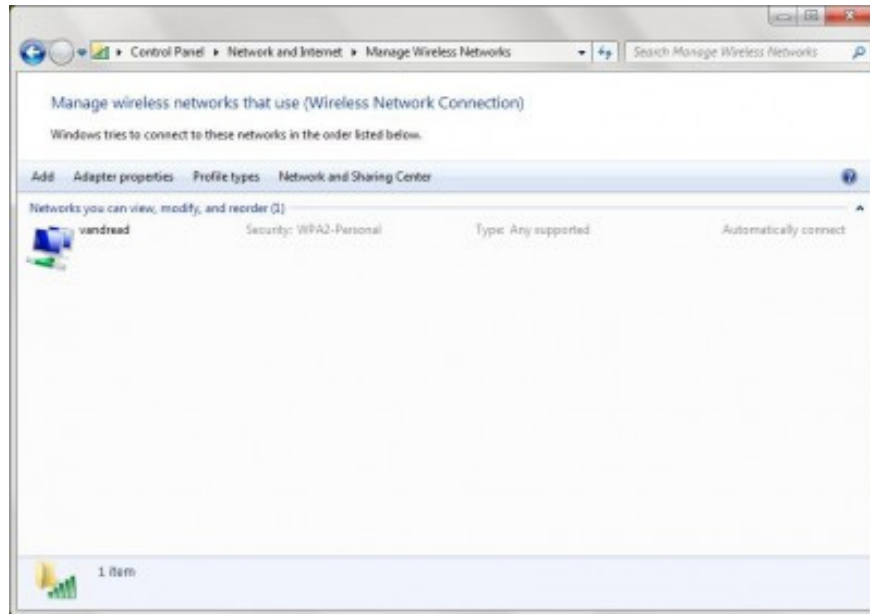
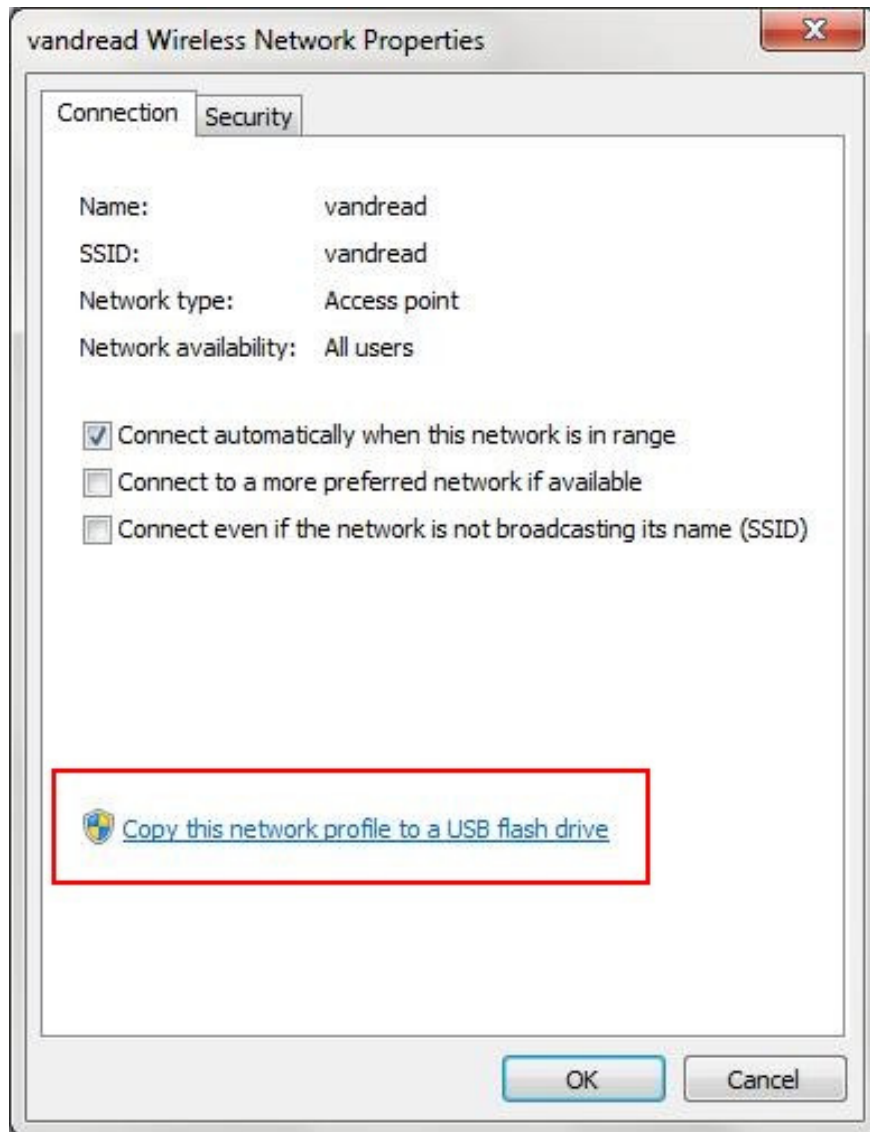


Figure 2.

3. When double-clicking any connection will open the **Properties** properties dialog box of the **Wireless Network** .



*Figure 3.*

4. Link to copy the network profile to a USB drive that appears at the bottom of this dialog box. Clicking on that link will open the copy of the network settings page as shown in Figure 3.

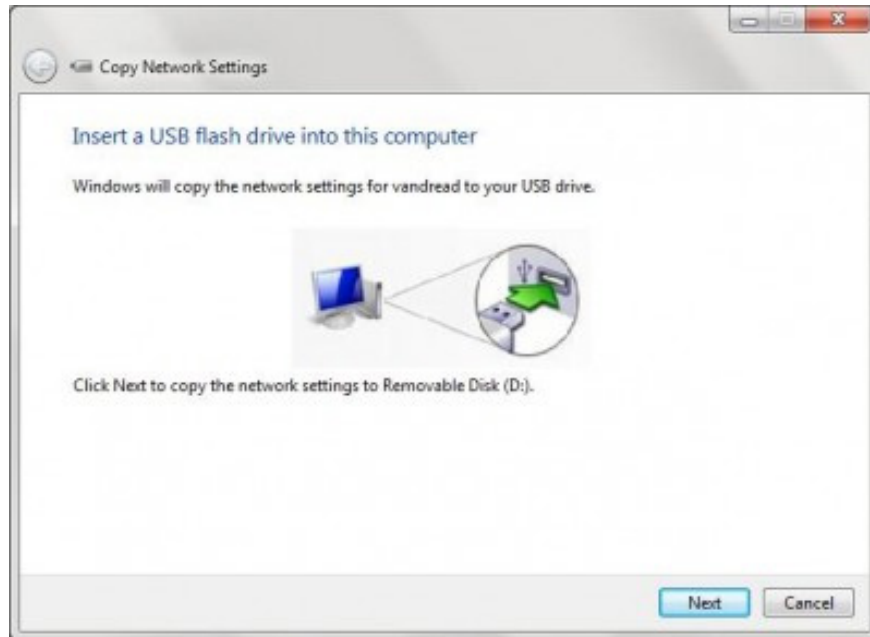


Figure 4.

5. We need to connect a USB drive to the system to continue the process. When clicking the **Next** button, the network settings will be backed up to the connected USB drive. This process will be completed very quickly.

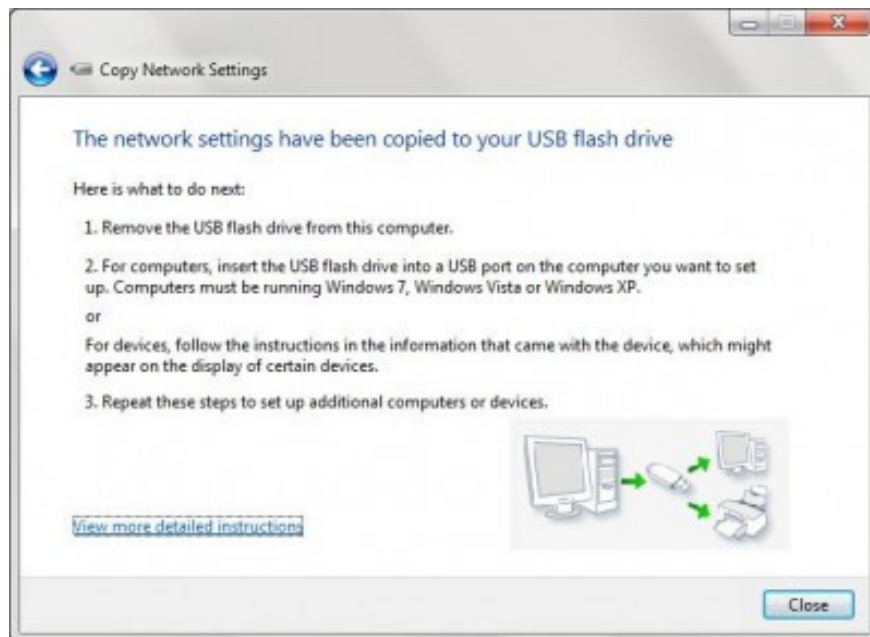


Figure 5.

This process will save the **setupSNK.exe** file to the USB drive. We can use this file to restore settings for Wifi networks on many different systems. In addition to Windows 7, we can use this file for the Wifi network of Windows XP or Windows Vista operating system.

You finished reading the article "**Backup and Restore Wifi settings in Windows 7**" edited by the [TipsMake](#) team. We hope this article has provided you with many useful tech tips and tricks. You can search for similar articles on tips and guides. Thank you for reading and for following us regularly.

---