

# Android app shortcuts that many people overlook.

Android app shortcuts offer many advantages and can even simplify usage. Below is a guide on how to use app shortcuts on Android.

Android has many tools and features that many people often overlook, including app shortcuts. The app shortcut feature was introduced with Android 7.1 Nougat in 2016, but many people don't pay attention to it. App shortcuts on Android offer many advantages, even simplifying the process of using an app. Below is a guide on how to use app shortcuts on Android.

## How to use app shortcuts on Android

Instead of tapping the app icon on the screen to perform the desired actions, we simply **press and hold the app icon** , and then **a menu will appear allowing us to perform actions for that app** .

Each application has a different menu of operations, and while it may not display all the application's functions, it saves time. These application shortcuts allow for quicker and easier access to everything.

Please note that not all applications support keyboard shortcuts.

10:38

56%



Instag...



VPN S...



Mess...



Faceb...



dyn



TapTap

Camera =

---

Thoại =

i [App Store icon]



AIDA64



Liên Q...



Gemini



Edge



Trợ lý



Dịch



Copilot



JoiPlay



G [Microphone icon] [Camera icon]



10:39

54%



Instag...



VPN S...



Mess...



Faceb...



dyn



nTr



TapTap

Tab InPrivate mới =

---

Tab mới =



AIDA64



Liên Q...



Gemini



Edge



Trợ lý



Dịch



Copilot



JoiPlay



10:41

51%



X



Spotify



Hành ...



Liên Q...






PG ...





醒图




YT M...

-  Thông báo =
-  Bắt đầu quay =
-  Xóa bộ nhớ đệm =







## How to add app shortcuts to your Android home screen.

Once you've learned about app shortcuts on Android, you can add them to your home screen, specifically for actions you frequently use with that app.

To **add any app shortcut to your Android home screen** , simply press and hold the app icon to display the action menu.

Next, **press and hold the app shortcut** and **drag it to the app grid on the home screen** . You will now see the app shortcut with the operation and app icon as shown below.

10:42

51%

X Hủy



X



Spotify



Hành ...



Liên Q...



TikTok



TeraB...



AZIP ...



RPG ...



醒图



Firefox



Threa...



Aptoide



YT M...



10:42

51%



X



Spotify



Hành ...



Liên Q...



TikTok



TeraB...



AZIP ...



RPG ...



醒图



Firefox



Threa...



Aptoide



YT M...



Xóa b...



10:42

51%



X



Spotify



Hành ...



Liên Q...



TikTok



TeraB...



AZIP ...



RPG ...



醒图



Firefox



Threa...



Aptoide



YT M...



Threa...



Xóa b...

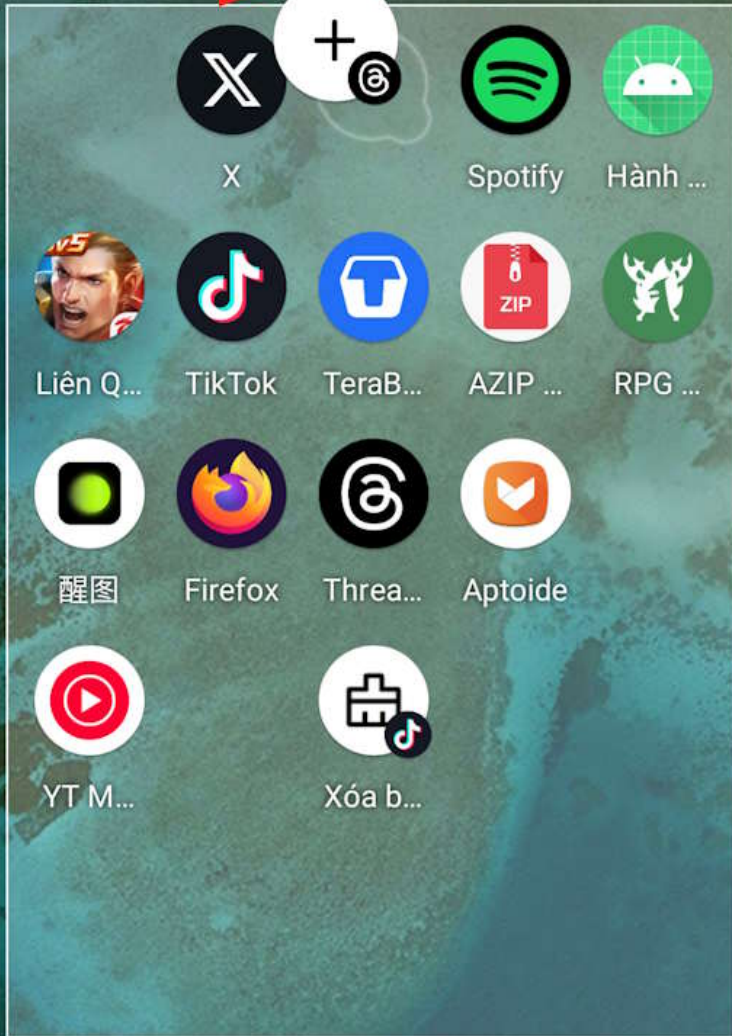


If you want to **delete an app shortcut** , simply **press and hold the shortcut** and then **move it to the trash can** to delete it.

10:42

51%

X Xóa



You finished reading the article "**Android app shortcuts that many people overlook.**" edited by the [TipsMake](#) team. We hope this article has provided you with many useful tech tips and tricks. You can search for similar articles on tips and guides. Thank you for reading and for following us regularly.

---